



Kopergaon Taluka Education Society's

## **K. J. Somaiya College of Arts, Commerce and Science, Kopergaon**

### **CRITERION- 6**

#### **GOVERNANCE, LEADERSHIP & MANAGEMENT**

##### **Key Indicator-6.5 Internal Quality Assurance Cell**

**6.5.2 QnM: Quality assurance initiatives of the institution include:**

- 1. Regular meeting of Internal Quality Assurance Cell (IQAC); Feedback collected, analyzed and used for improvements**
- 2. Collaborative quality initiatives with other institution(s)/ membership of international networks**
- 3. Participation in NIRF**
- 4. Any other quality audit/accreditation recognized by state, national or international agencies such as NAAC, NBA etc.**

## **Stakeholder Feedback**

### **2018-23**



Kopargaoon Taluka Education Society's

## K. J. Somaiya College of Arts, Commerce and Science, Kopargaoon Action Taken Report on Feedback (2018-19)


The institute gathered feedback from all stakeholders, including students, parents, and alumni, with the objective of understanding their opinions on various issues related to improving the overall quality of education. The college is affiliated with Savitribai Phule Pune University. The following table presents the details of major issues detected and the actions taken to address those issues.


Stakeholder	Feedback	Action Taken
Students	<ol style="list-style-type: none"><li>1. Drinking water facility to be increased</li><li>2. To increase competitive examination guidance cell activities</li></ol>	<ol style="list-style-type: none"><li>1. RO drinking water facility is increased at college campus</li><li>2. Competitive exam guidance cell activities have been increased and training programme of two months have been imparted</li></ol>
Parents	<ol style="list-style-type: none"><li>1. Travelling problem, students are not able to reach college in time</li></ol>	<ol style="list-style-type: none"><li>1. The college administration requested the bus S.T. depot to increase frequency of buses on the route of students</li></ol>
Alumni	Science, political, commerce, and literature magazine demand	Number of magazines and periodicals in library have been increased

Students mentoring has been started effectively in the college from this academic year. Through this, the needs of students as well as counselling and career guidance activities have been increased.

  
Chairperson

Feedback Committee

  
Co-ordinator  
IQAC, K. J. Somaiya College  
Kopargaoon, Dist. A.Nagar

  
Principal  
K. J. Somaiya College of Arts  
Commerce & Science, Kopargaoon





Kopargaon Taluka Education Society's

## K. J. Somaiya College of Arts, Commerce and Science, Kopargaon Action Taken Report on Feedback (2019-20)


The institute gathered feedback from all stakeholders, including students, parents, and alumni, with the objective of understanding their opinions on various issues related to improving the overall quality of education. The college is affiliated with Savitribai Phule Pune University. The following table presents the details of major issues detected and the actions taken to address those issues.

Stakeholder	Feedback	Action Taken
Students	1. Compute lab demand 2. Online lecture related issues	1. Special computer lab was installed at college 2. Lecture recorded and uploaded on free platform such as You tube
Parents	1. Online platform related queries	1. Special webinar, sessions and hands on training arranged for students for using online platform such as zoom, google meet, google forms etc.
Alumni	Vehicle parking for students	Separate vehicle parking facility for students arranged

Online payment facility with barcode was provided to students for payment of admission fee, examination fee, journal fee etc. was provided.

  
Chairperson

Feedback Committee

  
Co-ordinator  
IQAC, K. J. Somaiya College  
Kopargaon, Dist. A.Nagar

  
Principal  
K. J. Somaiya College of Arts  
Commerce & Science, Kopargaon



Kopargaoon Taluka Education Society's

## **K. J. Somaiya College of Arts, Commerce and Science, Kopargaoon**

### **Action Taken Report on Feedback (2020-21)**

The institute gathered feedback from all stakeholders, including students, parents, and alumni, with the objective of understanding their opinions on various issues related to improving the overall quality of education. The college is affiliated with Savitribai Phule Pune University. The following table presents the details of major issues detected and the actions taken to address those issues.

Stakeholder	Feedback	Action Taken
<b>Students</b>	<ol style="list-style-type: none"><li>1. Online study material availability</li><li>2. Online exam related queries, support</li><li>3. Media room facility</li></ol>	<ol style="list-style-type: none"><li>1. Webinar, hands on training arranged for effective utilisation of online tools viz. online book, video lectures, zoom, google meet etc.</li><li>2. Online session arranged on online exam related queries.</li><li>3. Media room was established in college campus</li></ol>
<b>Parents</b>	<ol style="list-style-type: none"><li>1. Internet availability to students</li><li>2. Employability</li></ol>	<ol style="list-style-type: none"><li>1. Teachers advised to upload videos on free online platforms such as You tube.</li><li>2. Special online training programme were arranged.</li></ol>
<b>Alumni</b>	<ol style="list-style-type: none"><li>1. Alumni meet</li></ol>	<ol style="list-style-type: none"><li>1. Online alumni meet arranged</li></ol>

  
**Chairperson**

Feedback Committee

  
**Coordinator**  
IQAC, K. J. Somaiya College  
Kopargaoon

  
**Principal**  
K. J. Somaiya College of Arts  
Commerce & Science, Kopargaoon





Kopargaoon Taluka Education Society's


## K. J. Somaiya College of Arts, Commerce and Science, Kopargaoon Action Taken Report on Feedback (2021-22)

The institute gathered feedback from all stakeholders, including students, parents, and alumni, with the objective of understanding their opinions on various issues related to improving the overall quality of education. The college is affiliated with Savitribai Phule Pune University. The following table presents the details of major issues detected and the actions taken to address those issues.

Stakeholder	Feedback	Action Taken
Students	<ol style="list-style-type: none"><li>1. Library-reading room availability</li><li>2. Sports facility to be strengthened</li></ol>	<ol style="list-style-type: none"><li>1. Seating capacity of reading room in library extended.</li><li>2. Sports facilities like open gym, fencing, synthetic badminton court, and shooting range have been provided.</li></ol>
Parents	<ol style="list-style-type: none"><li>1. Army/Police/Prerecruitment training camp</li><li>2. Campus Drive</li><li>3. Covid vaccination</li></ol>	<ol style="list-style-type: none"><li>1. Camp arranged for students of army, police, and prerecruitment training</li><li>2. Campus Drive of ICICI, Rural shores, WNS Arranged</li><li>3. Covid vaccination drive arranged in college campus</li></ol>
Alumni	<ol style="list-style-type: none"><li>1. Adequate Canteen Facility</li><li>2. Police and army recruitment training workshop</li></ol>	<ol style="list-style-type: none"><li>1. Canteen infrastructure have been improved</li><li>2. Police and army recruitment camp arranged</li></ol>

  
Chairperson

Feedback Committee

  
Coordinator  
IQAC, K. J. Somaiya College  
Kopargaoon, Dist. A. Nagar

  
Principal  
K. J. Somaiya College of Arts  
Commerce & Science, Kopargaoon





Kopargaon Taluka Education Society's

## K. J. Somaiya College of Arts, Commerce and Science, Kopargaon Action Taken Report on Feedback (2022-23)

The institute gathered feedback from all stakeholders, including students, parents, and alumni, with the objective of understanding their opinions on various issues related to improving the overall quality of education. The college is affiliated with Savitribai Phule Pune University. The following table presents the details of major issues detected and the actions taken to address those issues.

Stakeholder	Feedback	Action Taken
Students	1. College Ground 2. Seating Arrangement in garden	1. Running Track, Baseball ground, Badminton synthetic Court, Gym facility, etc 2. Seating benches installed in garden
Parents	1. Wi-Fi facility with high speed internet	1. Wi-Fi which is already installed, browsing speed of internet have been increased in college campus
Alumni	Health and blood checkup	Health and blood checkup camp arranged in college campus

*Rekha*  
Chairperson

Feedback Committee

*Chhaya*  
Co ordinator  
IQAC, K. J. Somaiya College  
Kopargaon, Dist. A.Nagar

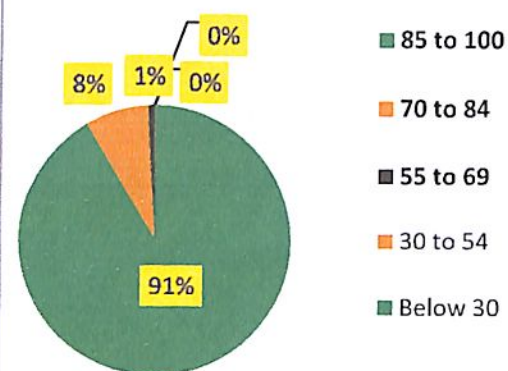
*Pan*  
Principal  
K. J. Somaiya College of Arts  
Commerce & Science, Kopargaon

National Assessment and Accreditation Council (NAAC) Student Satisfaction Survey  
K. J .Somaiya College of Arts, Commerce & Science, Kopergaon  
Report of Year 2018-2019

1. How much of the syllabus was covered in the class?

4 – 85 to 100%    3 – 70 to 84%    2 – 55 to 69%    1– 30 to 54%    0 –Below 30%

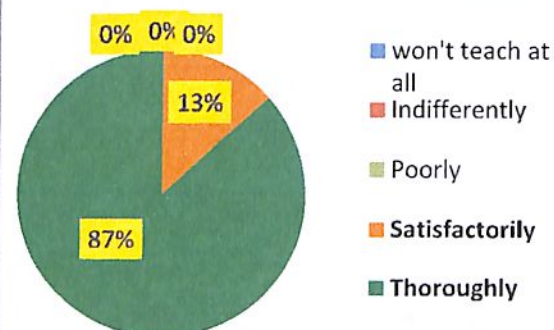
**Syllabus Covered in the Classroom**



2. How well did the teachers prepare for the classes?

4 –Thoroughly    3 – Satisfactorily    2 – Poorly    1 – Indifferently    0 – Won't teach at all

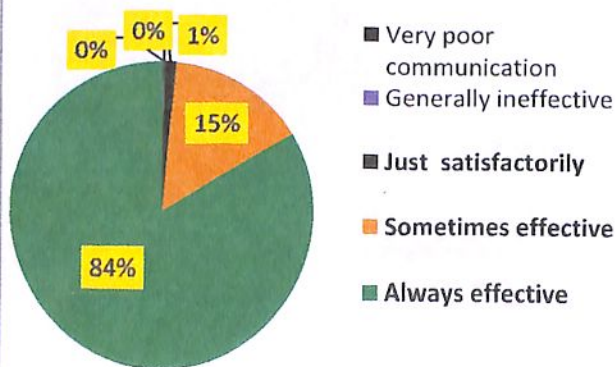
**Teachers Prepares for the classes**



3. How well were the teachers able to communicate?

4 – Always effective    3 – Sometimes effective    2 – Just satisfactorily  
1 – Generally ineffective    0 – Very poor communication

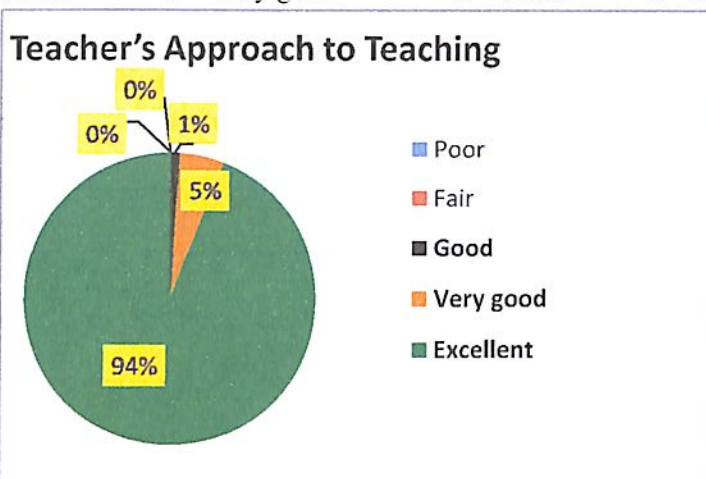
**Teachers Communication**





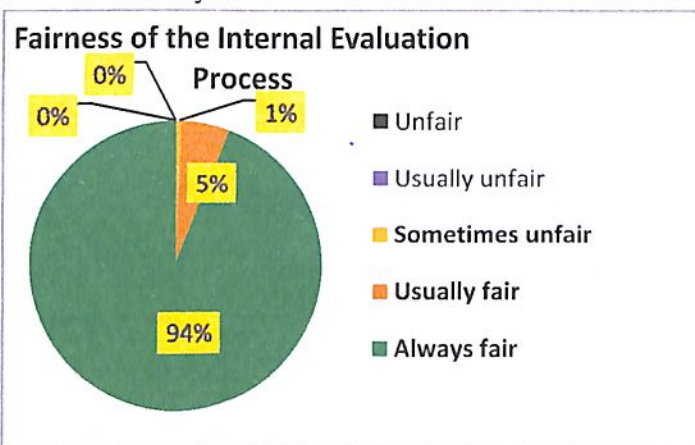
4. The teacher's approach to teaching can best be described as

4- Excellent      3- Very good      2- Good      1- Fair      0- Poor



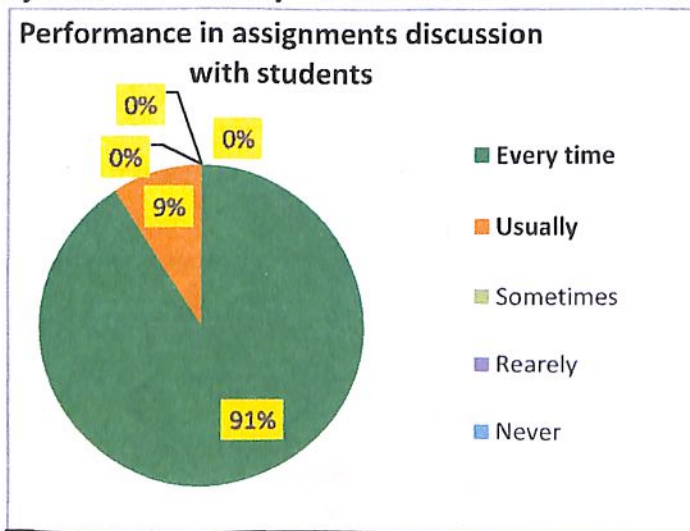
5. Fairness of the internal evaluation process by the teachers.

4 - Always fair      3 - Usually fair      2 - Sometimes unfair      1 - Usually unfair      0- Unfair



6. Was your performance in assignments discussed with you?

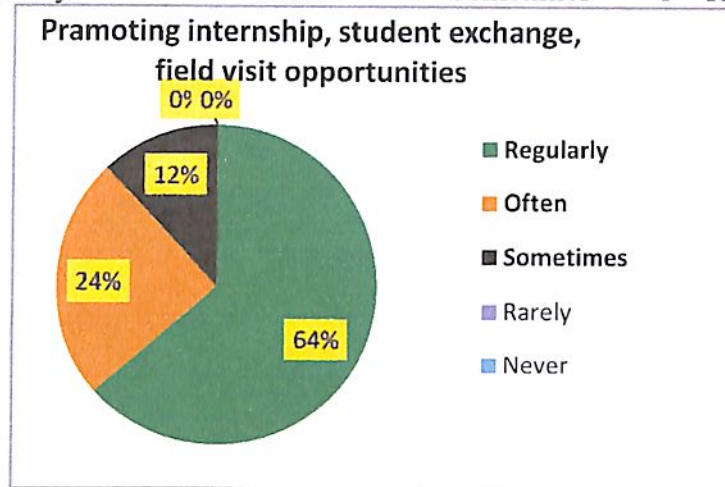
4 - Every time      3 - Usually      2 - Sometimes      1 - Rarely      0- Never





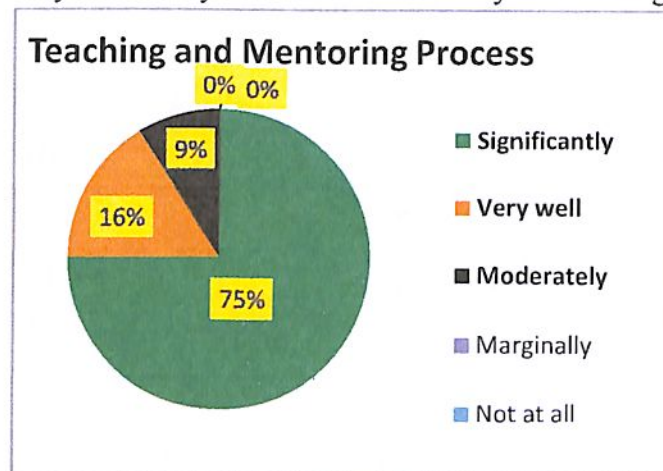
7. The institute takes active interest in promoting internship, student exchange, field visit opportunities for students.

4 – Regularly      3 – Often      2 – Sometimes      1 – Rarely      0 – Never



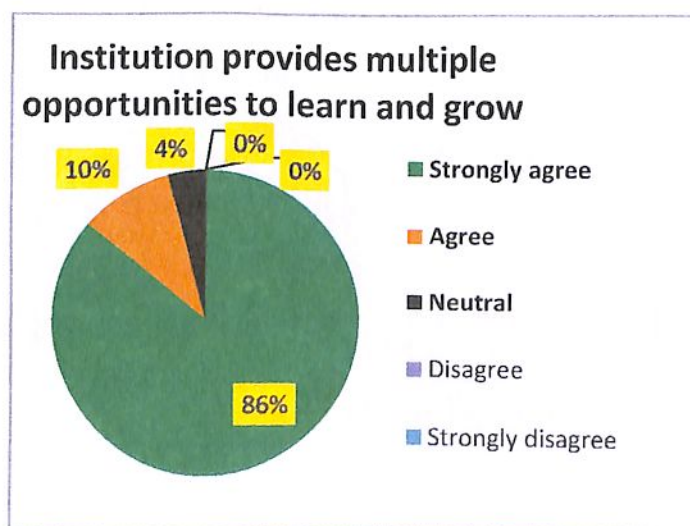
8. The teaching and mentoring process in your institution facilitates you in cognitive, social and emotional growth.

4 – Significantly      3 – Very well      2 – Moderately      1 – Marginally      0 – Not at all



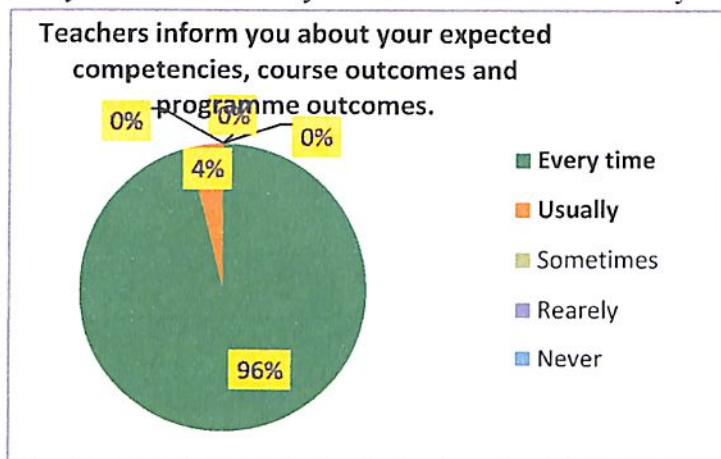
9. The institution provides multiple opportunities to learn and grow.

4 – Strongly agree      3 – Agree      2 – Neutral      1 – Disagree      0 – Strongly disagree



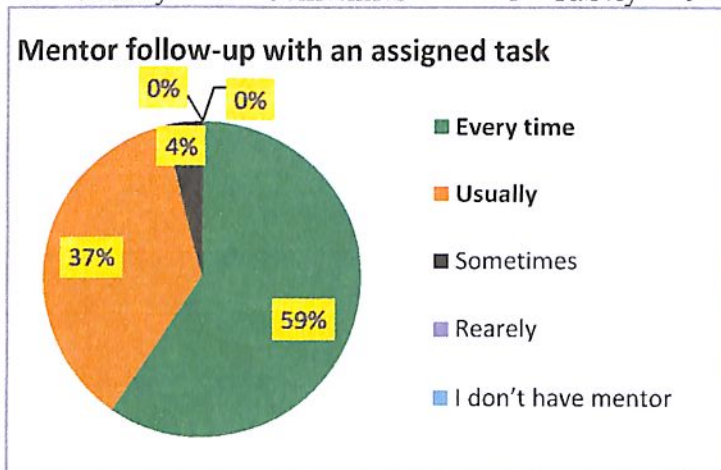
10. Teachers inform you about your expected competencies, course outcomes and programme outcomes.

4 – Every time    3 – Usually    2 – Sometimes    1 – Rarely    0 – Never



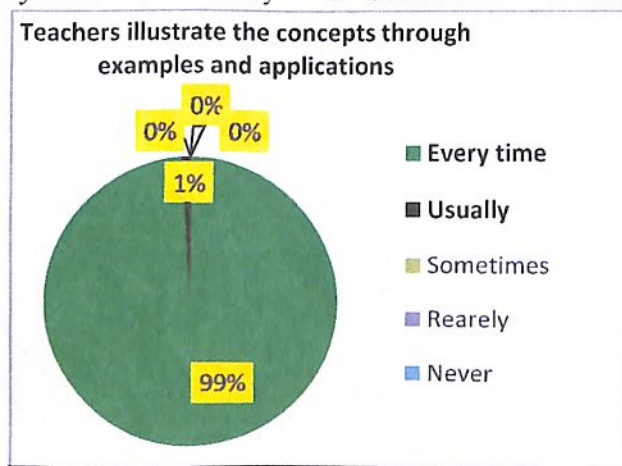
11. Your mentor does a necessary follow-up with an assigned task to you.

4 – Every time    3 – Usually    2 – Sometimes    1 – Rarely    0 – I don't have a mentor



12. The teachers illustrate the concepts through examples and applications.

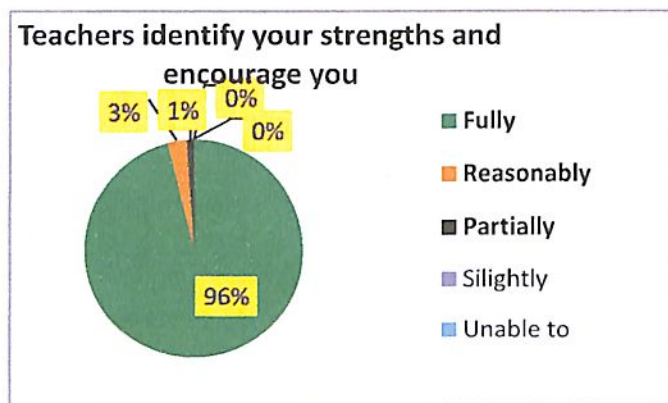
4 – Every time    3 – Usually    2 – Sometimes    1 – Rarely    0 – Never





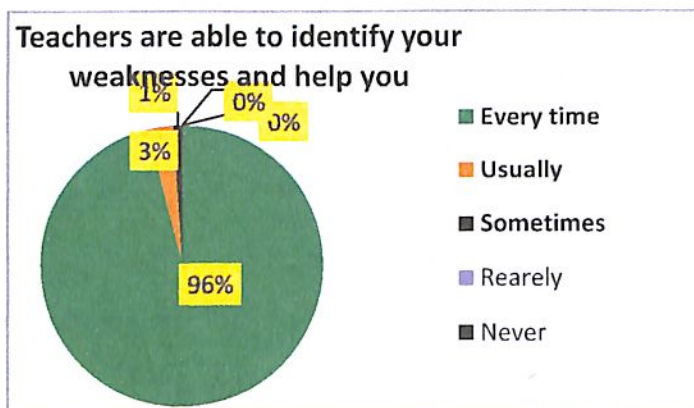
13. The teachers identify your strengths and encourage you with providing right level of challenges.

4 – Fully 3 – Reasonably 2 – Partially 1 – Slightly 0 – Unable to



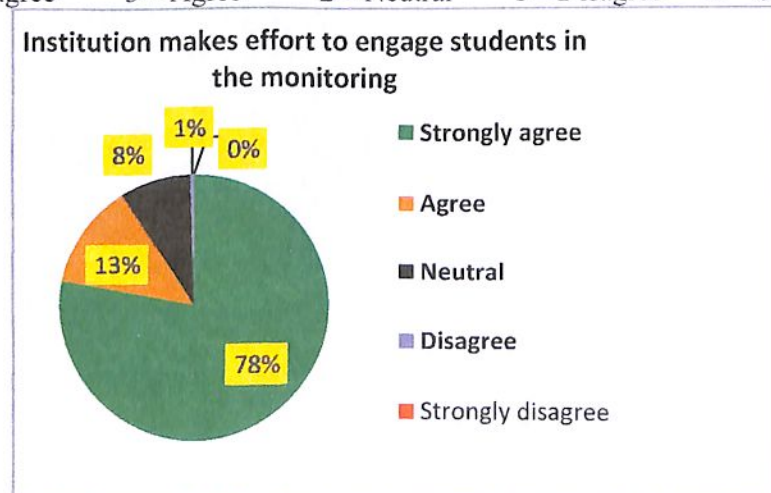
14. Teachers are able to identify your weaknesses and help you to overcome them.

4 – Every time 3 – Usually 2 – Sometimes 1 – Rarely 0 – Never



15. The institution makes effort to engage students in the monitoring, review and continuous quality improvement of the teaching learning process.

4 – Strongly agree 3 – Agree 2 – Neutral 1 – Disagree 0 – Strongly disagree

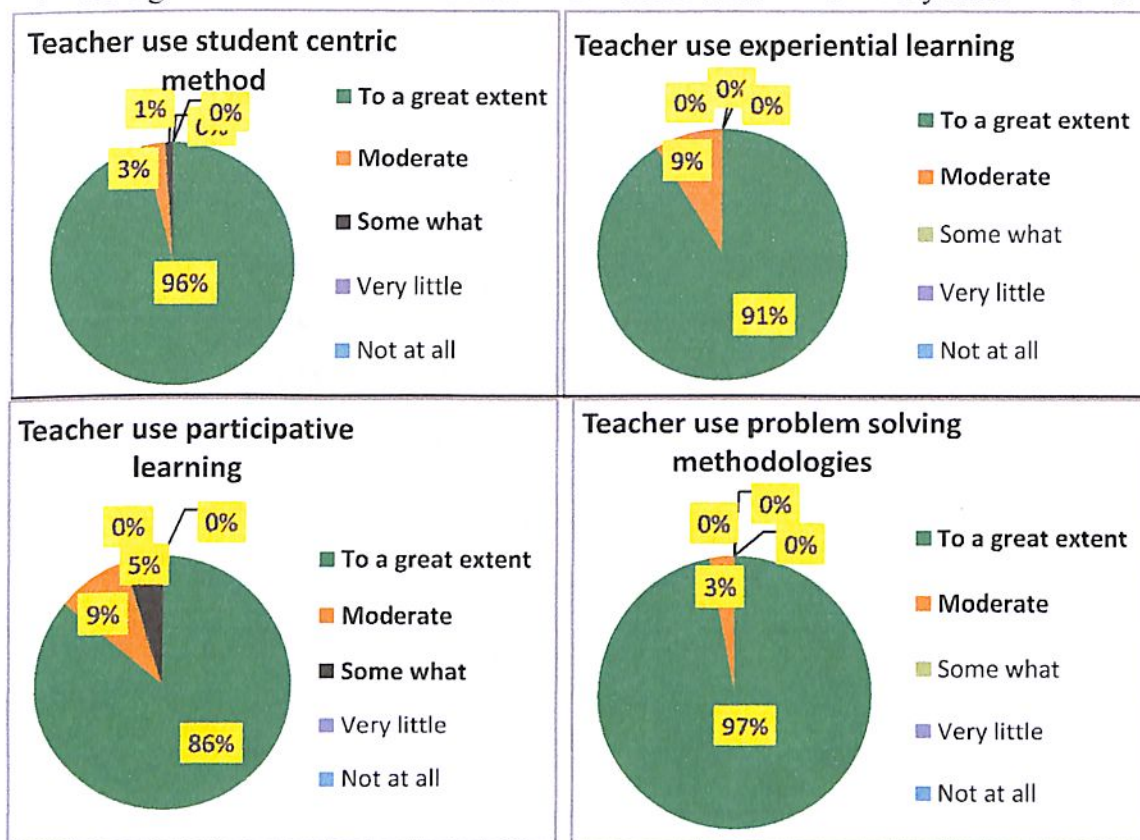






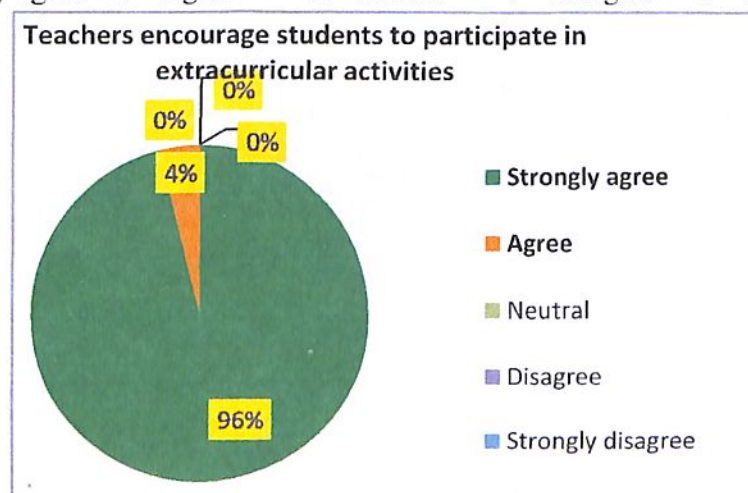
16. The institute/ teachers use student centric methods, such as experiential learning, participative learning and problem solving methodologies for enhancing learning experiences.

4 – To a great extent    3 – Moderate    2 – Some what    1 – Very little    0 – Not at all



17. Teachers encourage you to participate in extracurricular activities.

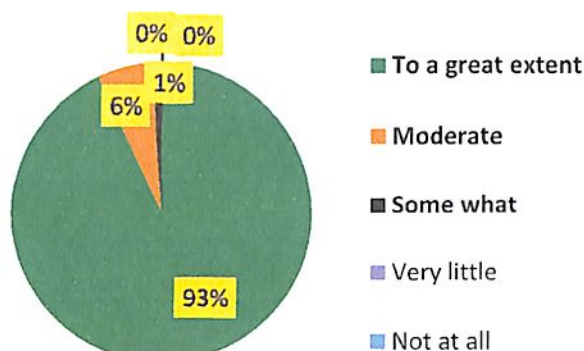
4 – Strongly agree    3 – Agree    2 – Neutral    1 – Disagree    0 – Strongly disagree



18. Efforts are made by the institute/ teachers to inculcate soft skills, life skills and employability skills to make you ready for the world of work.

4 – To a great extent    3 – Moderate    2 – Some what    1 – Very little    0 – Not at all

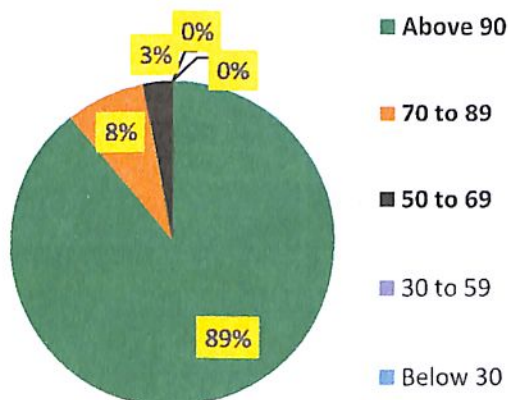
**Teachers to inculcate soft skills**



19. What percentage of teachers use ICT tools such as LCD projector, Multimedia, etc. while teaching.

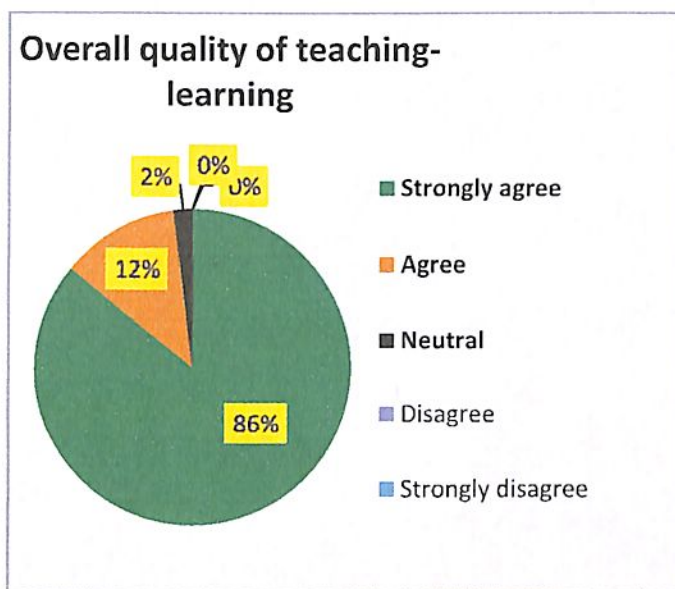
4 – Above 90%    3 – 70 – 89%    2 – 50 – 69%    1 – 30 – 49%    0 – Below 29%

**Teachers use ICT tools**



20. The overall quality of teaching-learning process in your institute is very good.

4 – Strongly agree    3 – Agree    2 – Neutral    1 – Disagree    0 – Strongly disagree



21. Give three observation / suggestions to improve the overall teaching – learning experience in your institution.

- The number of ICT enable lectures should be increase.
- Record book of mentee should be maintained.
- Number of group discussion, quiz in teaching and learning should be increase in participatory form.

*Re Ihe*  
Chairperson,  
Feedback Committee

*Atthangf*  
Coordinator  
IQAC, K. J. Somaiya College  
Kopergaon, Dist. A.Nagar

*Bm*  
Principal  
K. J. Somaiya College of Arts  
Commerce & Science, Kopergaon



Kopargaon Taluka Education Society's

**K. J. Somaiya College of Arts, Commerce and Science,  
Kopargaon**

**PARENT FEEDBACK REPORT 2018-19**

**Total number of response: 115**

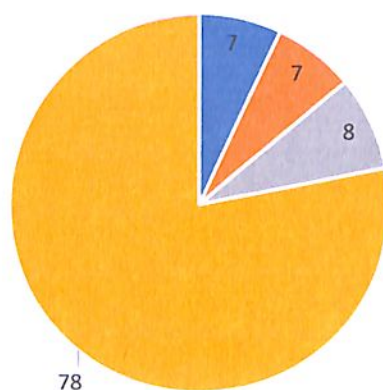


**Report of Feedback from the Parents for year of 2018-19**

**1. Is the syllabus of your son/daughter applicable to the need of time?**

- ☐ Average (7%)
- ☐ Good (7%)
- ☐ Better (8%)
- ☐ Best (78%)

Is the syllabus of your son/daughter applicable to the need of time?



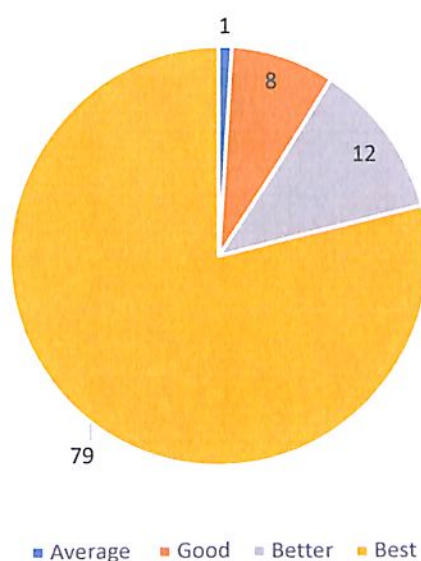
■ Average ■ Good ■ Better ■ Best



## 2. Curriculum helps in enhancing practical knowledge.

- ☐ Disagree (1%)
- ☐ Partly- Agree (8%)
- ☐ Agree (12%)
- ☐ Strongly Agree (79%)

Curriculum helps in enhancing practical knowledge



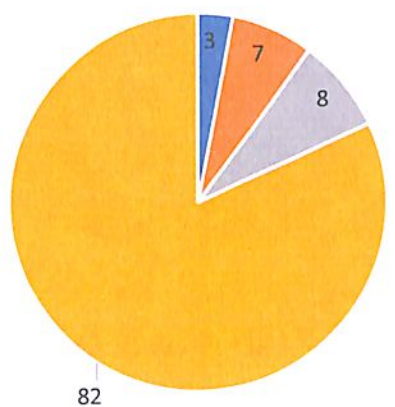


### 3. Curriculum helps in developing personality of your son/daughter.

- ☐ Average (3%)
- ☐ Good (7%)
- ☐ Better (8%)
- ☐ Best (82%)



Curriculum helps in developing personality of your son/daughter.



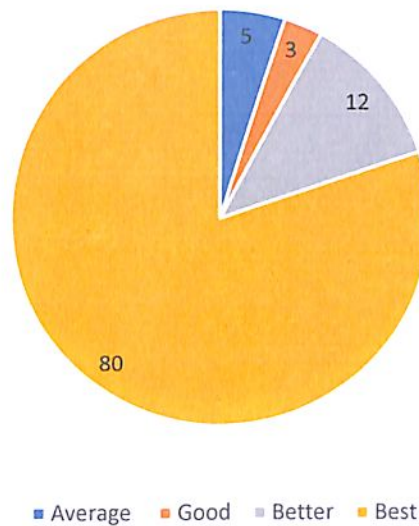
■ Average ■ Good ■ Better ■ Best

#### 4. Curriculum enhances employability.

- ☐ Average (5%)
- ☐ Good (3%)
- ☐ Better (12%)
- ☐ Best (80%)



Curriculum enhances employability.



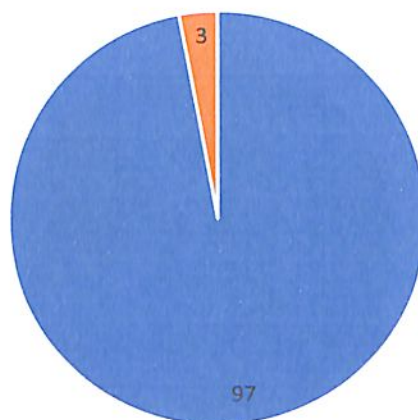


**5. Is the syllabus applicable to the solutions for the local problems?**

- ☐ **Yes (97%)**
- ☐ **No (3%)**
- ☐ **Don't know (0%)**



Is syllabus applicable to the solution for the local problems?



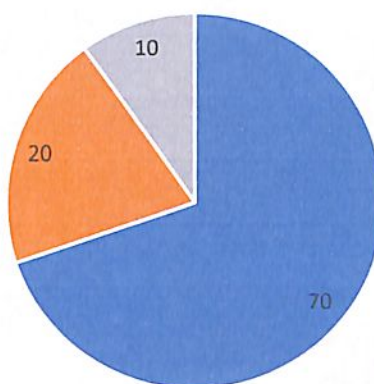
■ Yes ■ No

**6. Your son/daughter gets sufficient knowledge from the curriculum.**

- ☐ Yes (70%)
- ☐ No (20%)
- ☐ Don't know (10%)



Your son/daughter gets sufficient knowledge from the curriculum.



■ Yes ■ No ■ Don't know

**Suggestions if any:**

NIL

*Rekha*  
Chairperson,  
Feedback Committee

*Atchanga*  
Co ordinator  
IQAC, K. J. Somaiya College  
Kopergaon, Dist. A.Nagar

*Poon*  
Principal  
K. J. Somaiya College of Arts  
Commerce & Science, Kopergaon



**K. J. Somaiya College of Arts, Commerce and Science,  
Kopargaon**

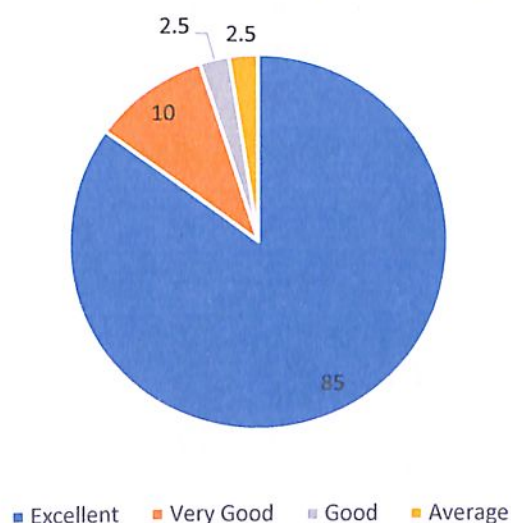
**Feedback report from Alumni 2018-19**

**Total number of response: 83**

**1. Response on the courses that you have learnt in the college regarding to your recent job / occupation.**

- Excellent (85%)
- Very Good (10%)
- Good (2.5%)
- Average (2.5%)
- Poor (0%)

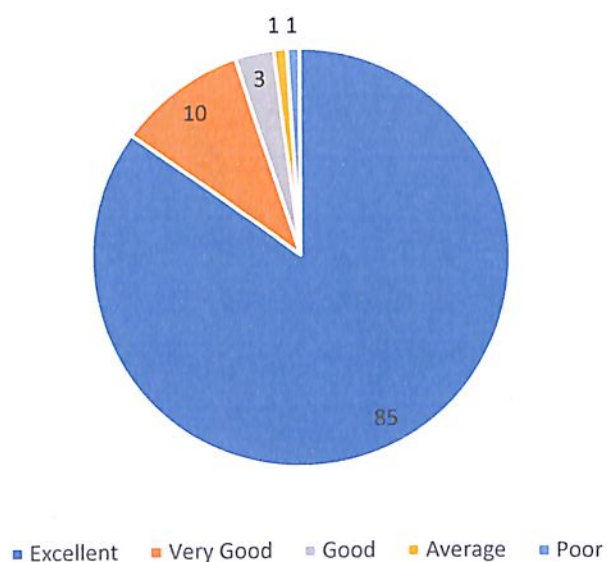
Response on the courses that you have learnt in the college regarding to your recent job / occupation.



## 2. Infrastructure and Lab facilities:

- Excellent (85%)
- Very Good (10%)
- Good (3%)
- Average (1%)
- Poor (1%)

Infrastructure and Lab facilities:

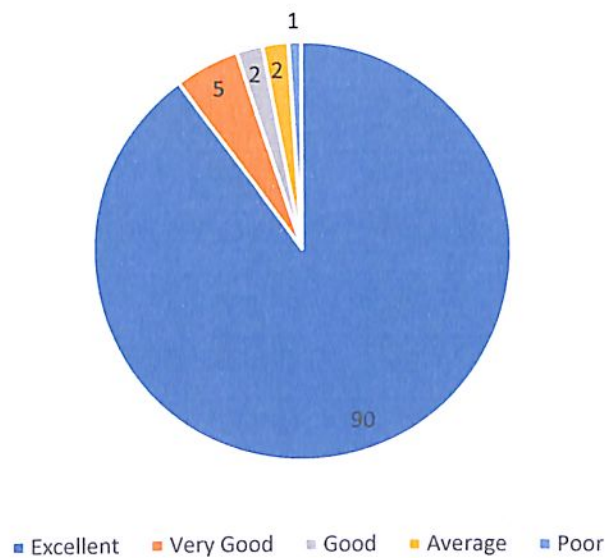




### 3. Department/Teachers:

- Excellent (90%)
- Very Good (5%)
- Good (2%)
- Average (2%)
- Poor (1%)

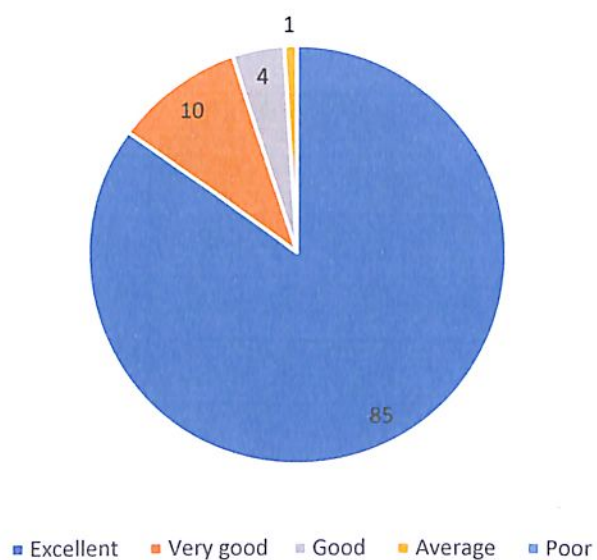
Department/Teachers:



#### 4. Canteen Facilities:

- Excellent (85%)
- Very Good (10%)
- Good (4%)
- Average (1%)
- Poor (0%)

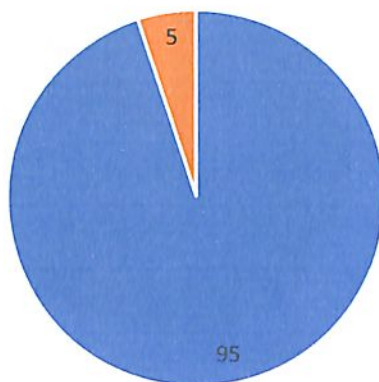
Canteen Facilities



**5. Is Knowledge Resource Centre (Library) helpful for preparation of competitive study?**

- Yes (95%)
- No (5%)

Is Knowledge Resource Center (Library) helpful for preparation of competitive study?



■ 1st Qtr ■ 2nd Qtr

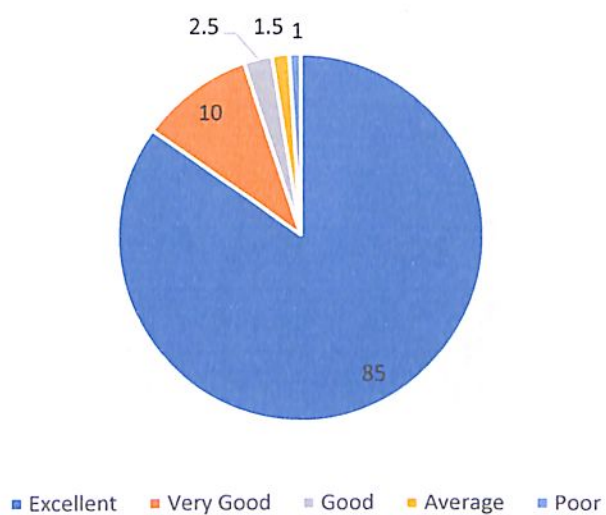




**6. Office and non-teaching Staff:**

- Excellent (85%)
- Very Good (10%)
- Good (2.5%)
- Average (1.5%)
- Poor (1%)

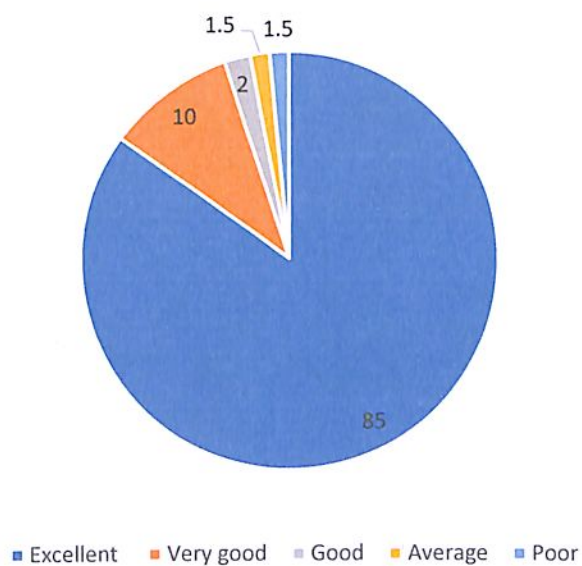
Office and non-teaching Staff



### 7. Hostel Facilities:

- Excellent (85%)
- Very Good (10%)
- Good (2%)
- Average (1.5%)
- Poor (1.5%)

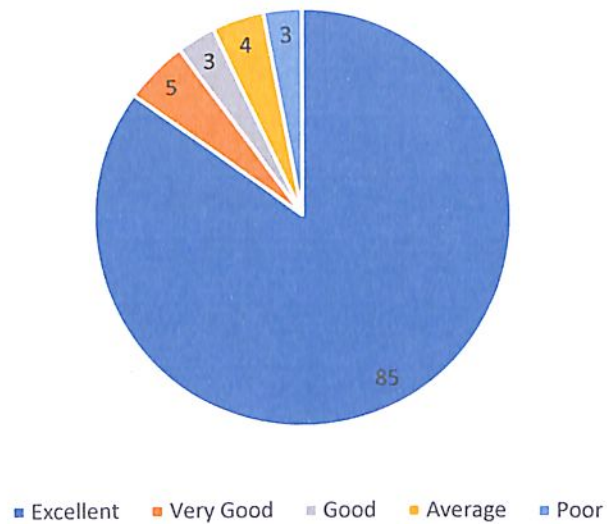
Hostel Facilities



### 8. Educational Resources:

- Excellent (85%)
- Very Good (5%)
- Good (3%)
- Average (4%)
- Poor (3%)

Educational Resources

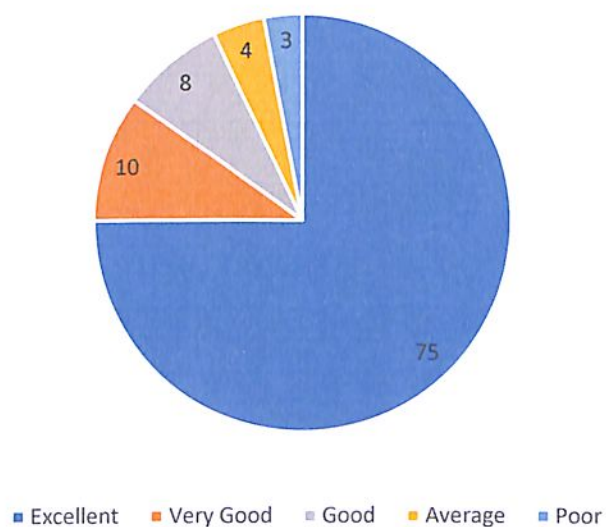




### 9. Admission and Examination (Official) Procedure:

- Excellent (75%)
- Very Good (10%)
- Good (8%)
- Average (4%)
- Poor (3%)

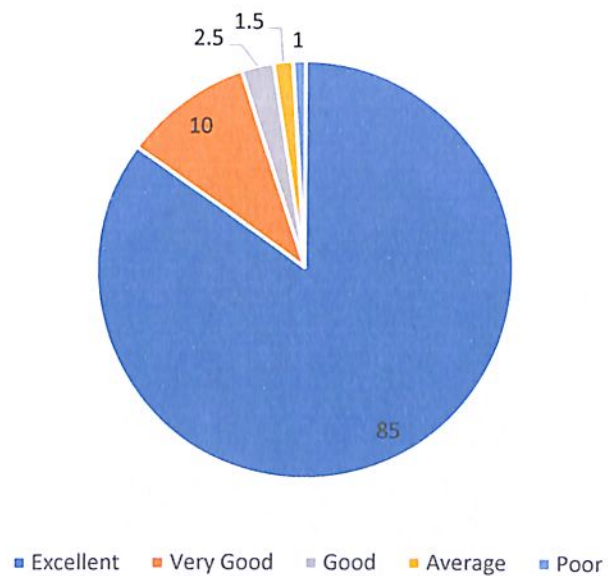
Admission and Examination (Official) Procedure



#### 10. Overall Response for the College:

- Excellent (85%)
- Very Good (10%)
- Good (2.5%)
- Average (1.5 %)
- Poor (1%)

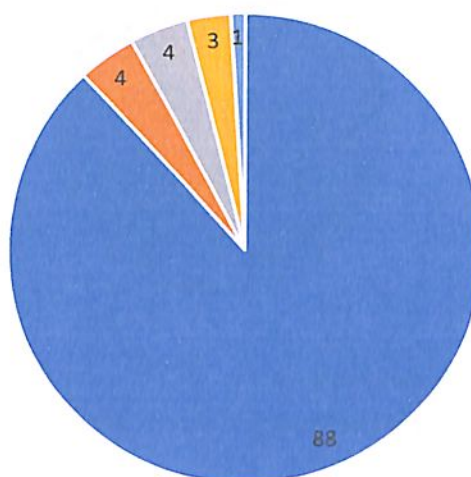
Overall Response for the College



**11. Mention at least four points which make you feel proud to be associated with the K. J. S. College as an Alumni.**

- Good Teaching Staff (88%)
- Student friendly environment (4%)
- Training and Placement Assistance Provided (4%)
- Soft skill and personality development programme are regularly organized (3%)

Mention at least four points which make you feel proud to be associated with the K. J. S. College as an Alumni.



- Good Teaching Staff
- Student friendly environment
- Training and Placement Assistance Provided
- Soft skill and personality development programme are regularly organized

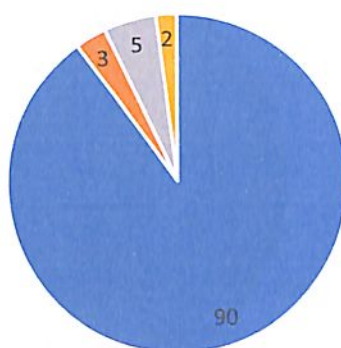




**12. In what way have the development activities organized by the College contributed to your overall development?**

- Intellectual Contribution (90%)
- Social awareness (3%)
- Personality development training sessions (5%)
- Competitive Exam awareness (2%)

In what way have the development activities organized by the College contributed to your overall development?



■ Intellectual Contribution      ■ Social awareness  
■ Personality development training sessions      ■ Competitive Exam awareness

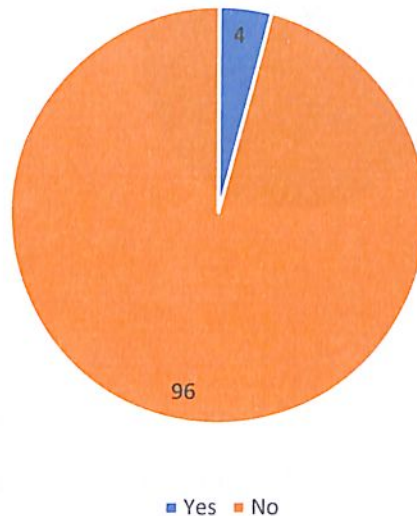


### 13. Do you have any complaints with the college?

A. As a student:

- No (96%)
- Yes (4%)

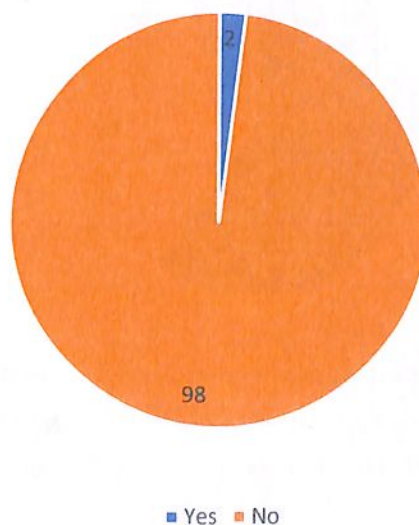
Do you have any complaints with the college?



B. As an alumnus:

- No (98%)
- Yes (2%)

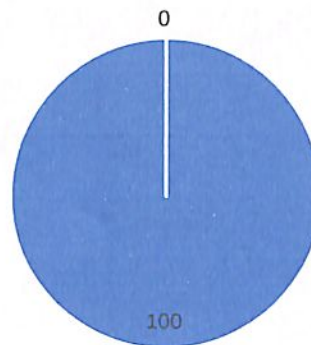
As an alumnus



**14. Are you a member of Alumni Association of our College?**

- If the answer is 'No' please state the reasons.

Are you a member of Alumni Association of our College?



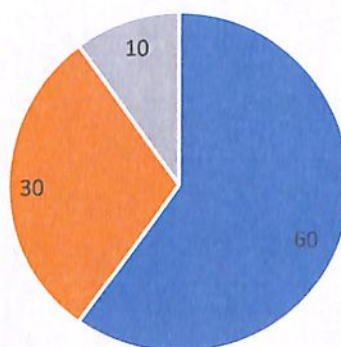
■ Yes ■ No



**15. Any other suggestions / comments:**


- Alumni meetings should be conducted twice a year (60%)
- Alumnus must be urged to make donations for college (30%)
- Cultural activities should be organized by the alumnus (10%)


Any other suggestions / comments:



- Alumni meetings should be conducted twice a year
- Alumnus must be urged to make donations for college
- Cultural activities should be organized by the alumnus

Chairperson,  
Feedback Committee

  
Co ordinator  
IQAC, K. J. Somaiya College  
Kopergaon, Dist. A.Nagar

  
Principal  
K. J. Somaiya College of Arts  
Commerce & Science, Kopergaon





Kopargaon Taluka Education Society's

**K. J. Somaiya College of Arts, Commerce and Science,  
Kopargaon**

**STUDENT FEEDBACK REPORT 2019-20**

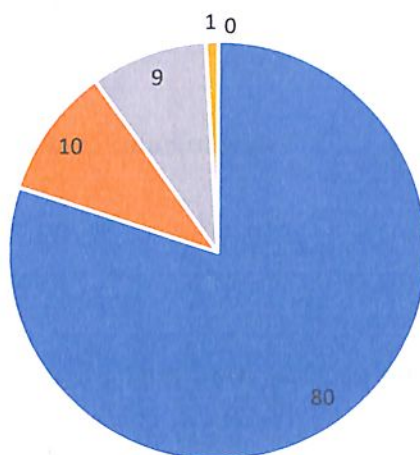
**Total number of response: 255**

Student Satisfaction Survey on Teaching Learning Process

**1. How much of the syllabus was covered in the class?**

- 85 to 100%
- 70 to 84%
- 55 to 69%
- 30 to 54%
- Below 30%

How much of the syllabus was covered in the class?



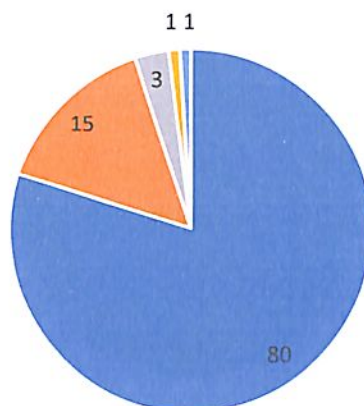
■ 85-100% ■ 70-84% ■ 55-69% ■ 30-54% ■ Below 30%

## 2. How well did the teachers prepare for the classes?

Thoroughly  
Satisfactorily  
Poorly  
Indifferently  
Won't teach at all



How well did the teachers prepare for the classes?

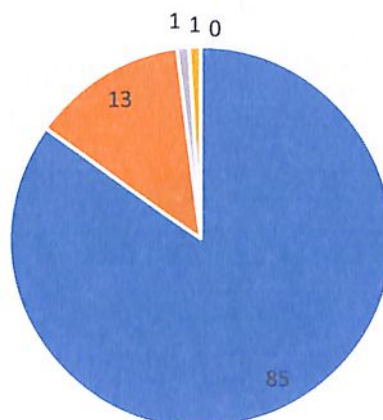


■ Thoroughly ■ Satisfactorily ■ Poorly ■ Indifferently ■ Won't teach at all

## 3. How well were the teachers able to communicate?

Always effective  
Sometimes effective  
Just satisfactorily  
Generally ineffective  
Very poor communication

How well were the teachers able to communicate?



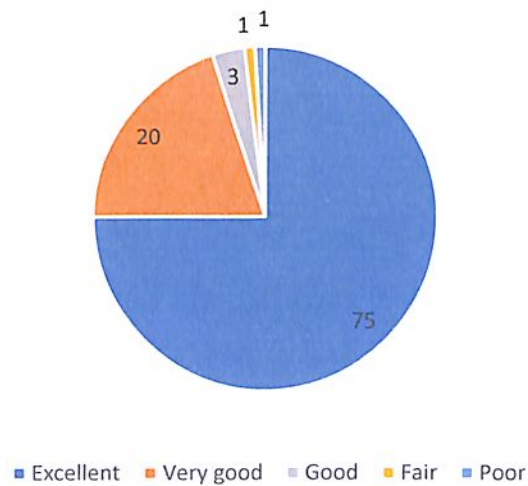
■ Always effective ■ Sometimes effective ■ Just satisfactorily  
■ Generally ineffective ■ Very poor communication

**4. The teacher's approach to teaching can best be described as**

Excellent  
Very good  
Good  
Fair  
Poor



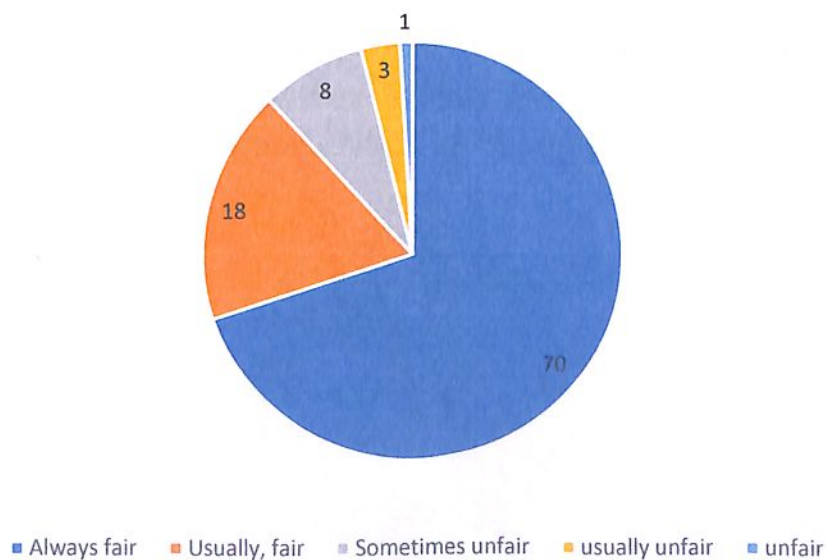
The teacher's approach to teaching can best be described  
as



**5. Fairness of the internal evaluation process by the teachers.**

Always fair  
Usually, fair  
Sometimes unfair  
Usually, unfair  
Unfair

Fairness of the internal evaluation process by the teachers.



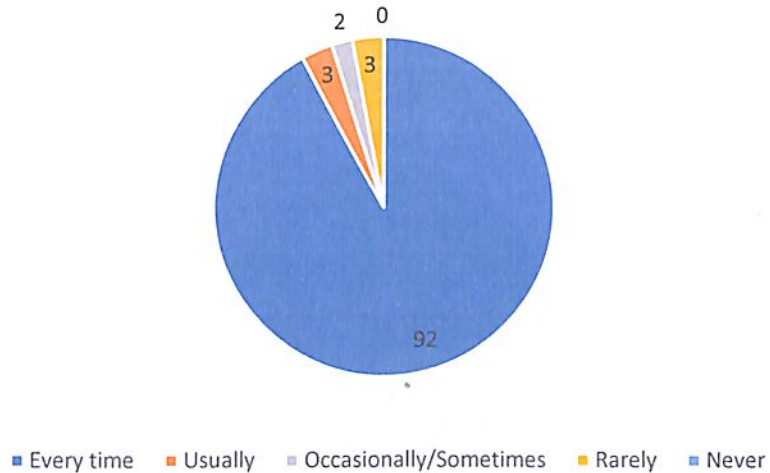


**6. Was your performance in assignments discussed with you?**

Every time  
Usually  
Occasionally/Sometimes  
Rarely  
Never



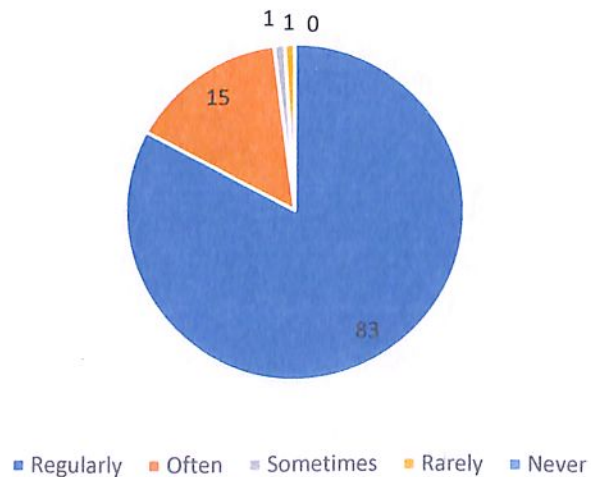
Was your performance in assignments discussed with you?



**7. The institute takes active interest in promoting internship, student exchange, field visit opportunities for students.**

Regularly  
Often  
Sometimes  
Rarely  
Never

The institute takes active interest in promoting internship, student exchange, field visit opportunities for students.

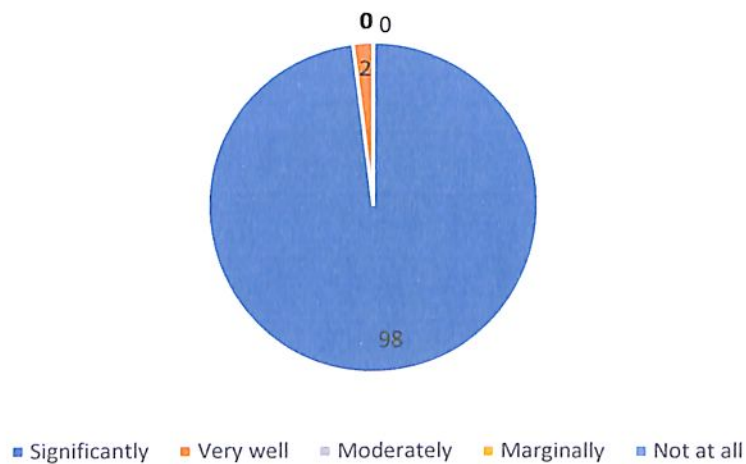


**8. The teaching and mentoring process in your institution facilitates you in cognitive, social and emotional growth.**

Significantly  
Very well  
Moderately  
Marginally  
Not at all



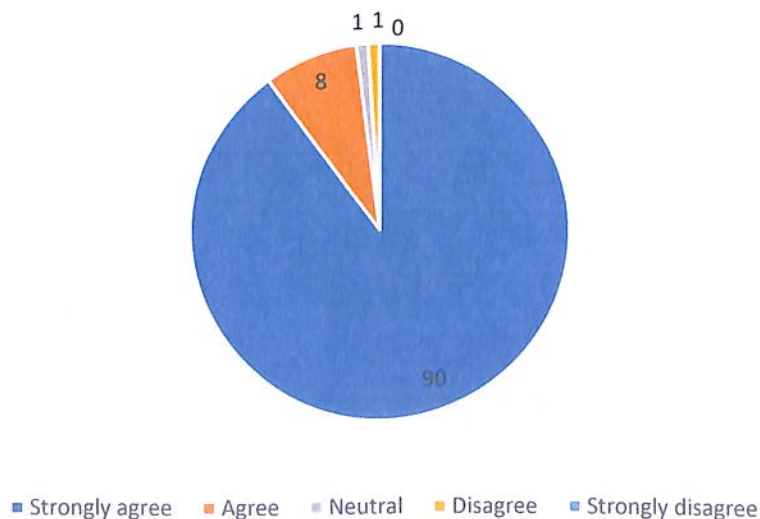
The teaching and mentoring process in your institution facilitates you in cognitive, social and emotional growth.



**9. The institution provides multiple opportunities to learn and grow.**

Strongly agree  
Agree  
Neutral  
Disagree  
Strongly disagree

The institution provides multiple opportunities to learn and grow.

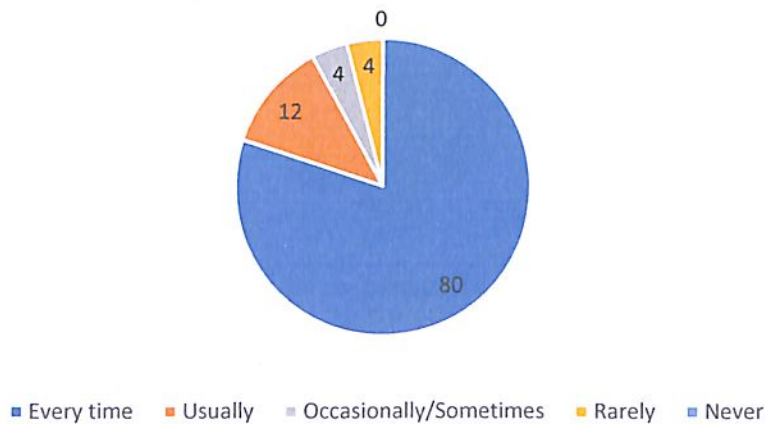


**10. Teachers inform you about your expected competencies, course outcomes and programme outcomes.**

Every time  
Usually  
Occasionally/Sometimes  
Rarely  
Never



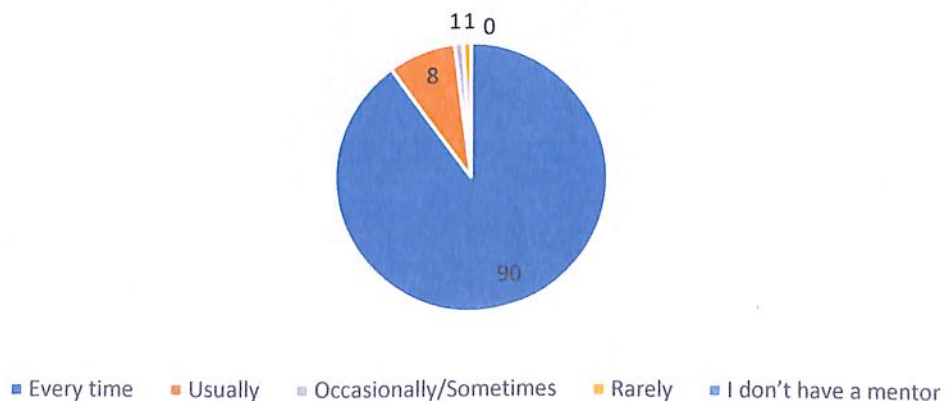
Teachers inform you about your expected competencies,  
course outcomes and programme  
outcomes.



**11. Your mentor does a necessary follow-up with an assigned task to you.**

Every time  
Usually  
Occasionally/Sometimes  
Rarely  
I don't have a mentor

Your mentor does a necessary follow-up with an assigned  
task to you.





**12. The teachers illustrate the concepts through examples and applications.**

Every time

Usually

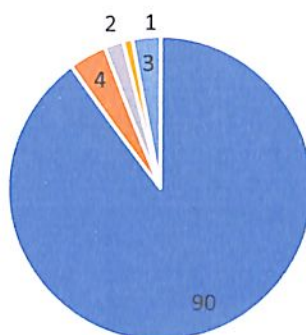
Occasionally/Sometimes

Rarely

Never



The teachers illustrate the concepts through examples and applications.



■ Every time ■ Usually ■ Occasionally /Sometimes ■ Rarely ■ Never

**13. The teachers identify your strengths and encourage you with providing right level of challenges**

Fully

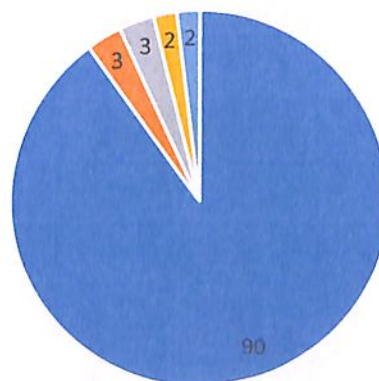
Reasonably

Partially

Slightly

Unable to

The teachers identify your strengths and encourage you with providing right level of challenges



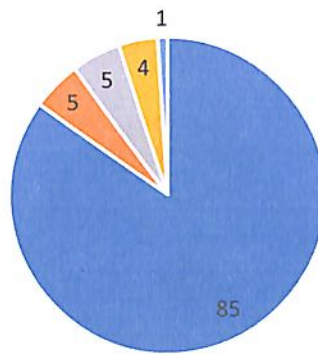
■ Fully ■ Reasonably ■ Partially ■ Slightly ■ Unable to

**14. Teachers are able to identify your weaknesses and help you to overcome them.**

Every time  
Usually  
Occasionally/Sometimes  
Rarely  
Never



Teachers are able to identify your weaknesses and help you to overcome them.

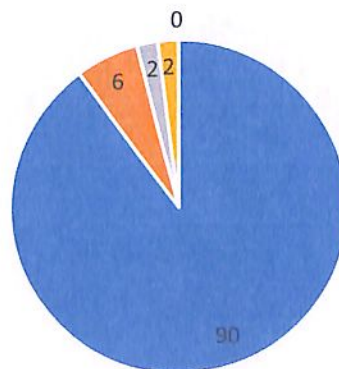


■ Every time ■ Usually ■ Occasionally/Sometimes ■ Rarely ■ Never

**15. The institution makes effort to engage students in the monitoring, review and continuous quality improvement of the teaching**

Strongly agree  
Agree  
Neutral  
Disagree  
Strongly disagree

The institution makes effort to engage students in the monitoring, review and continuous quality improvement of the teaching



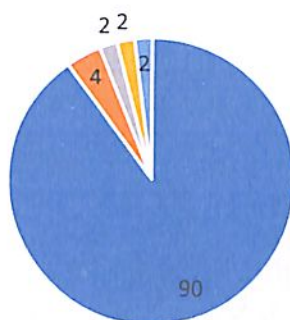
■ Strongly agree ■ Agree ■ Neutral ■ Disagree ■ Strongly disagree

**16. The institute/ teachers use student centric methods, such as experiential learning, participative learning and problem solving methodologies for enhancing learning experiences.**

To a great extent  
Moderate  
Some what  
Very little  
Not at all



The institute/ teachers use student centric methods, such as experiential learning, participative learning and problem solving methodologies for enhancing learning experiences.

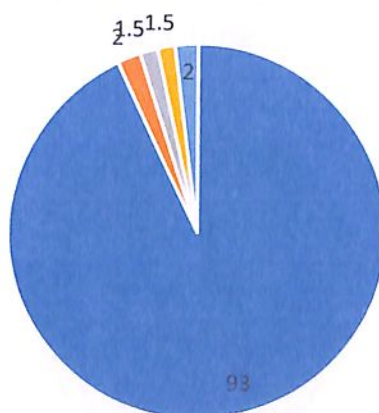


■ To a great extent ■ Moderate ■ Some what ■ Very little ■ Not at all

**17. Teachers encourage you to participate in extracurricular activities.**

Strongly agree  
Agree  
Neutral  
Disagree  
Strongly disagree

Teachers encourage you to participate in extracurricular activities.



■ Strongly agree ■ Agree ■ Neutral ■ Disagree ■ Strongly disagree



**18. Efforts are made by the institute/ teachers to inculcate soft skills, life skills and employability skills to make you ready for the world of work.**

to a great extent

Moderate

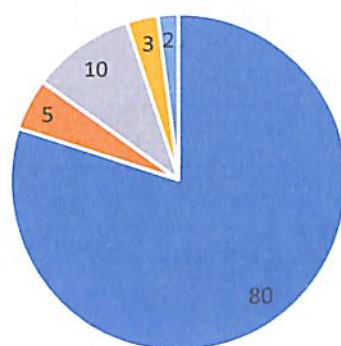
Somewhat

Very little

Not at all



Efforts are made by the institute/ teachers to inculcate soft skills, life skills and employability skills to make you ready for the world of work.



■ to a great extent ■ Moderate ■ Somewhat ■ Very little ■ Not at all

**19. What percentage of teachers use ICT tools such as LCD projector, Multimedia, etc. while teaching.**

Above 90%

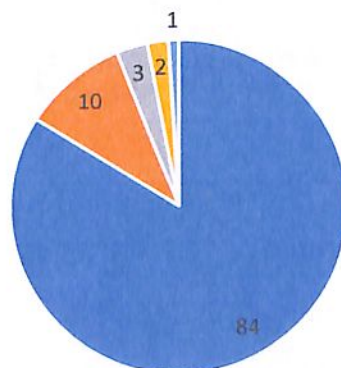
70 – 89%

50 – 69%

30 – 49%

Below 29%

What percentage of teachers use ICT tools such as LCD projector, Multimedia, etc. while teaching.



■ Above 90% ■ 70 – 89% ■ 50 – 69% ■ 30 – 49% ■ Below 29%

20. The overall quality of teaching-learning process in your institute is very good.

Strongly agree

Agree

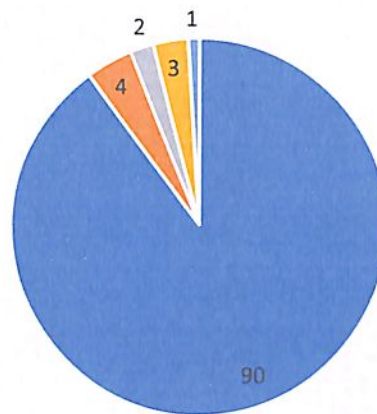
Neutral

Disagree

Strongly disagree



The overall quality of teaching-learning process in your institute is very good.



■ Strongly agree ■ Agree ■ Neutral ■ Disagree ■ Strongly disagree

*Re. The.*

Chairperson,  
Feedback Committee

*Dr. Thang*

Co ordinator  
IQAC, K. J. Somaiya College  
Kopergaon, Dist. A. Nagar

*Dr. M.*

Principal  
K. J. Somaiya College of Arts  
Commerce & Science, Kopergaon

Kopargaon Taluka Education Society's

**K. J. Somaiya College of Arts, Commerce and Science,  
Kopargaon**



**PARENT FEEDBACK REPORT 2019-20**

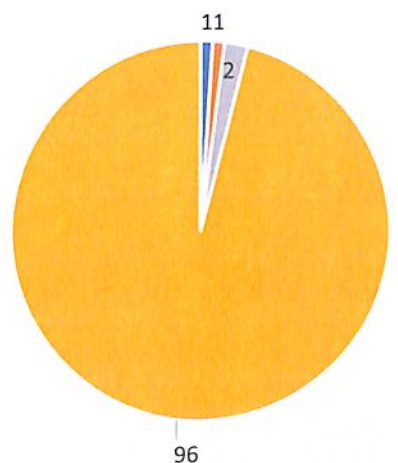
**Total number of response: 167**

**Report of Feedback from the Parents for year of 2019-20**

**1. Is the syllabus of your son/daughter applicable to the need of time?**

- ☐ Average
- ☐ Good
- ☐ Better
- ☐ Best

Is the syllabus of your son/daughter applicable to the need of time?



■ Average ■ Good ■ Better ■ Best

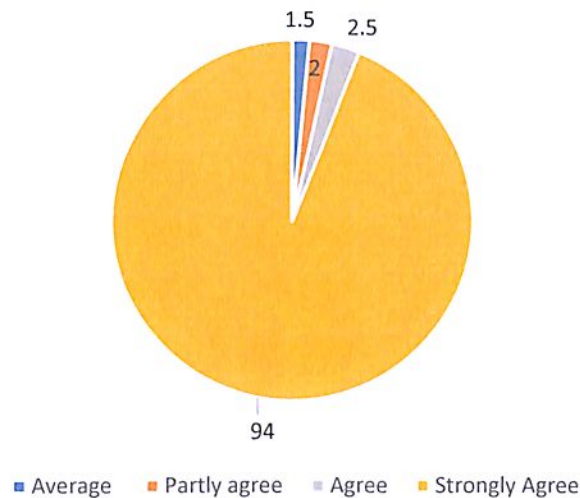


## 2. Curriculum helps in enhancing practical knowledge.

- ☐ Disagree
- ☐ Partly- Agree
- ☐ Agree
- ☐ Strongly Agree



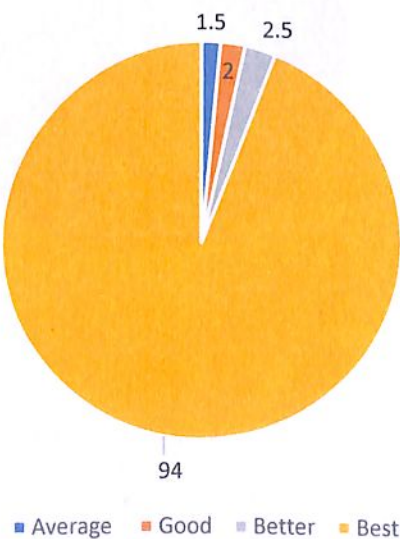
Curriculum helps in enhancing practical knowledge



## 3. Curriculum helps in developing personality of your son/daughter.

- ☐ Average
- ☐ Good
- ☐ Better
- ☐ Best

Curriculum helps in developing personality of your son/daughter.

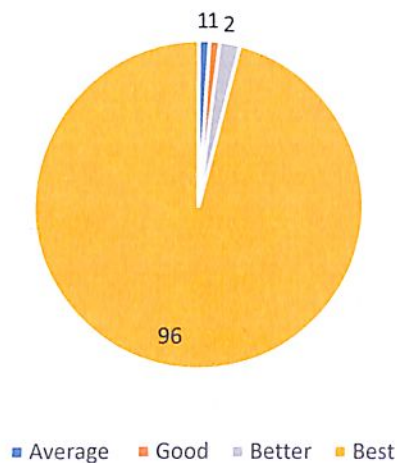


**4. Curriculum enhances employability.**

- ☐ Average
- ☐ Good
- ☐ Better
- ☐ Best



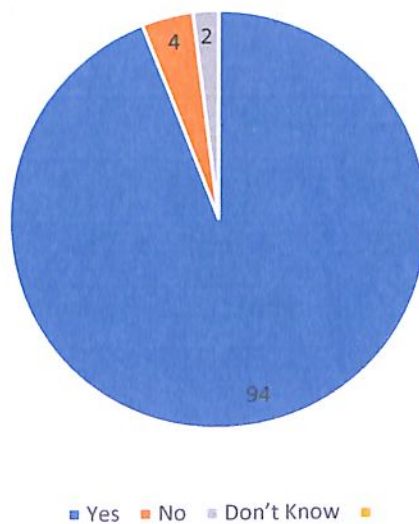
Curriculum enhances employability.



**5. Is the syllabus applicable to the solutions for the local problems?**

- ☐ Yes
- ☐ No
- ☐ Don't know

Is the syllabus applicable to solutions for local problems?

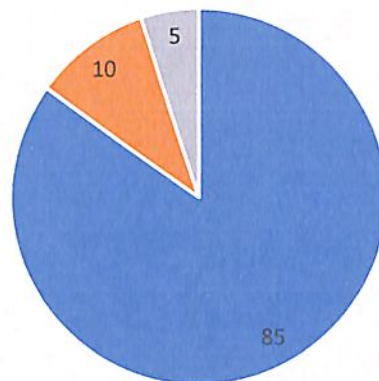


6. Your son/daughter gets sufficient knowledge from the curriculum.

- ☐ Yes
- ☐ No
- ☐ Don't know



Your son/daughter gets sufficient knowledge from the curriculum.



■ Yes ■ No ■ Don't know

Suggestions if any: NIL

*Rehe*  
Chairperson,  
Feedback Committee

*Atthangf*  
Co ordinator  
IQAC, K. J. Somaiya College  
Kopergaon, Dist. A. Nagar

*Pon*  
Principal  
K. J. Somaiya College of Arts  
Commerce & Science, Kopergaon



Kopargaon Taluka Education Society's

**K. J. Somaiya College of Arts, Commerce and Science,  
Kopargaon**

**Feedback report from Alumni 2019-20**

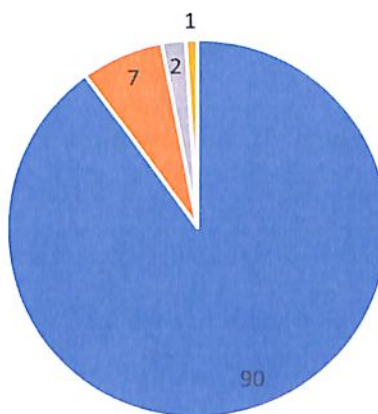
**Total number of response: 87**

**1. Response on the courses that you have learnt in the college regarding to your recent job / occupation.**

- Excellent
- Very Good
- Good
- Average
- Poor



Response on the courses that you have learnt in the college regarding to your recent job / occupation.



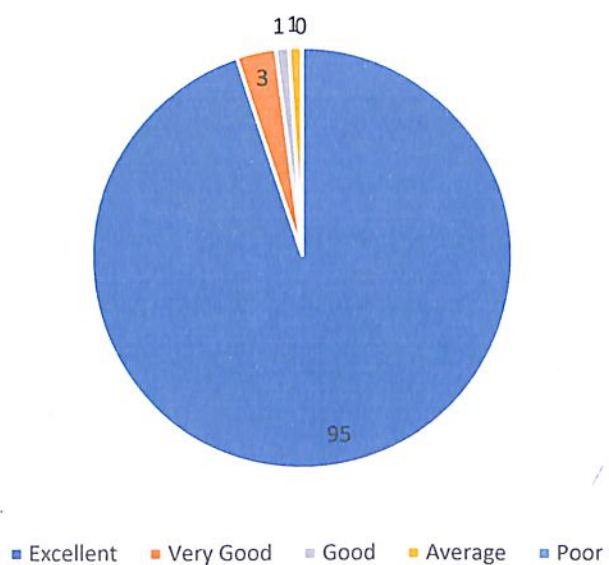
■ Excellent ■ Very Good ■ Good ■ Average

## 2. Infrastructure and Lab facilities:

- Excellent
- Very Good
- Good
- Average
- Poor



Infrastructure and Lab facilities:

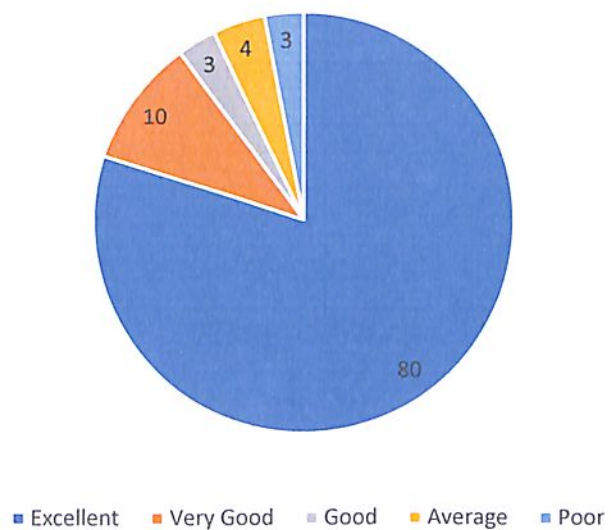


### 3. Department/Teachers:

- Excellent
- Very Good
- Good
- Average
- Poor



Department/Teachers:



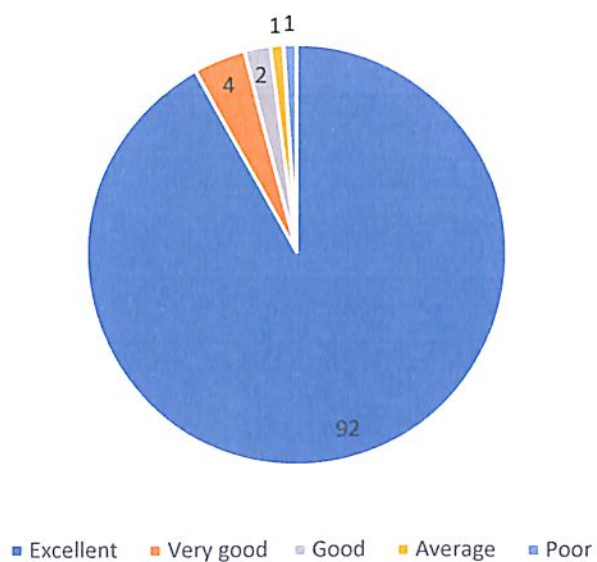


#### 4. Canteen Facilities:

- Excellent
- Very Good
- Good
- Average
- Poor



Canteen Facilities

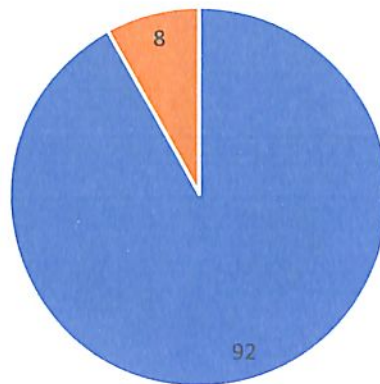


**5. Is Knowledge Resource Centre (Library) helpful for preparation of competitive study?**

- Yes (92%)
- No (8%)



Is Knowledge Resource Center (Library) helpful for preparation of competitive study?



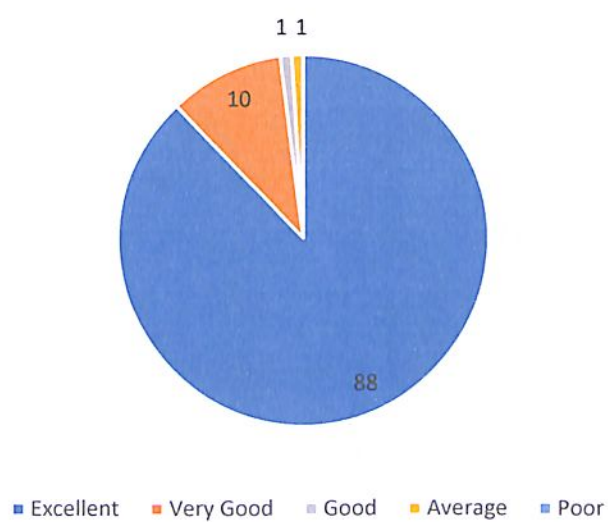
■ 1st Qtr ■ 2nd Qtr

**6. Office and non-teaching Staff:**

- Excellent
- Very Good
- Good
- Average
- Poor



Office and non-teaching Staff



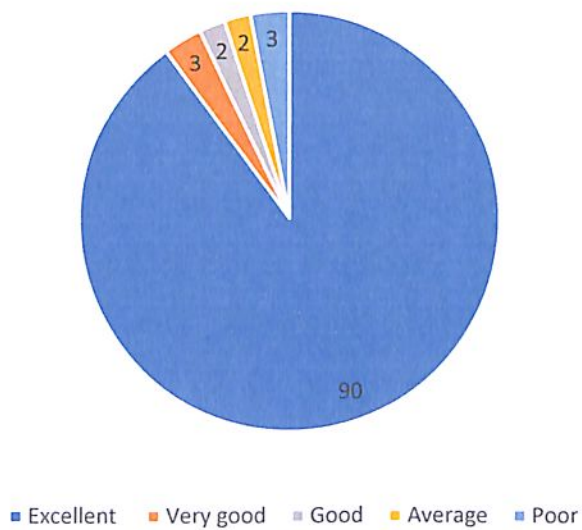


## 7. Hostel Facilities:

- Excellent
- Very Good
- Good
- Average
- Poor



Hostel Facilities

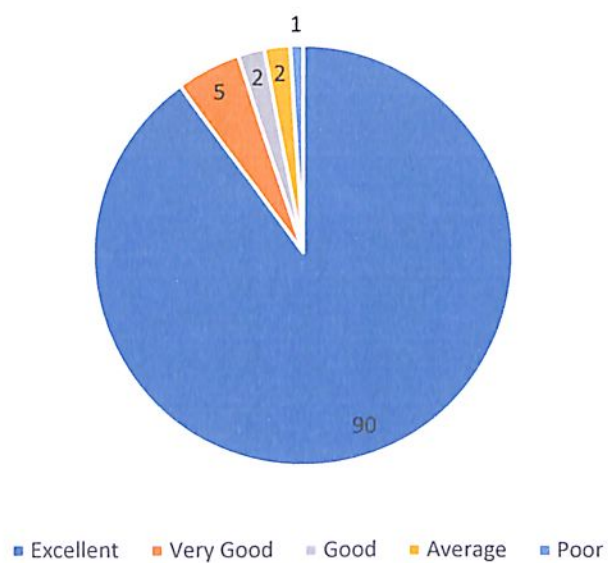


## 8. Educational Resources:

- Excellent
- Very Good
- Good
- Average
- Poor



Educational Resources

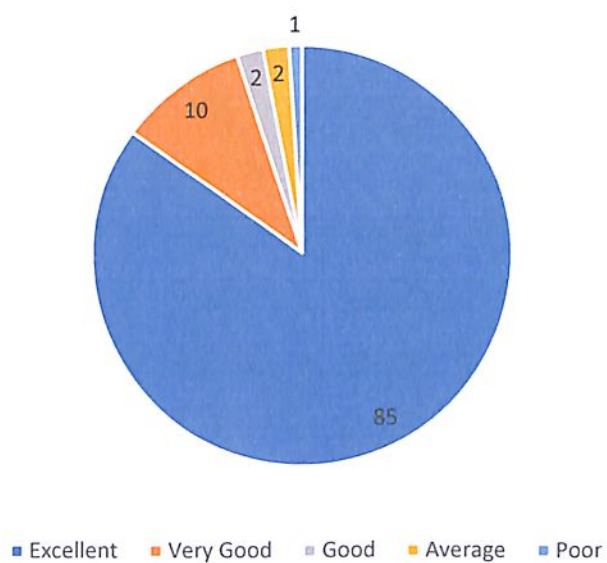


### 9. Admission and Examination (Official) Procedure:

- Excellent
- Very Good
- Good
- Average
- Poor



Admission and Examination (Official) Procedure



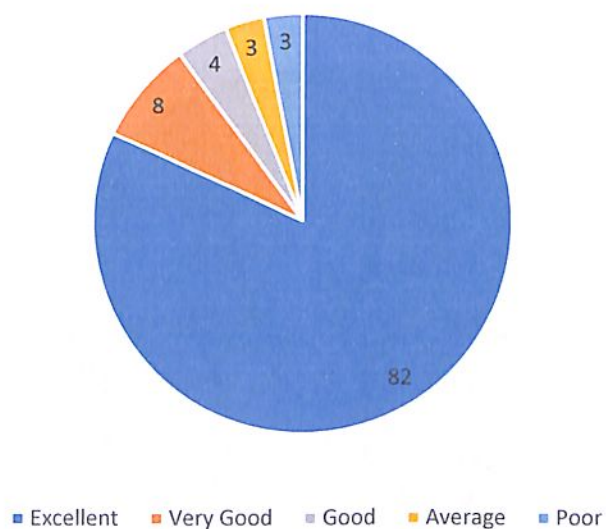


#### 10. Overall Response for the College:

- Excellent
- Very Good
- Good
- Average
- Poor



Overall Response for the College

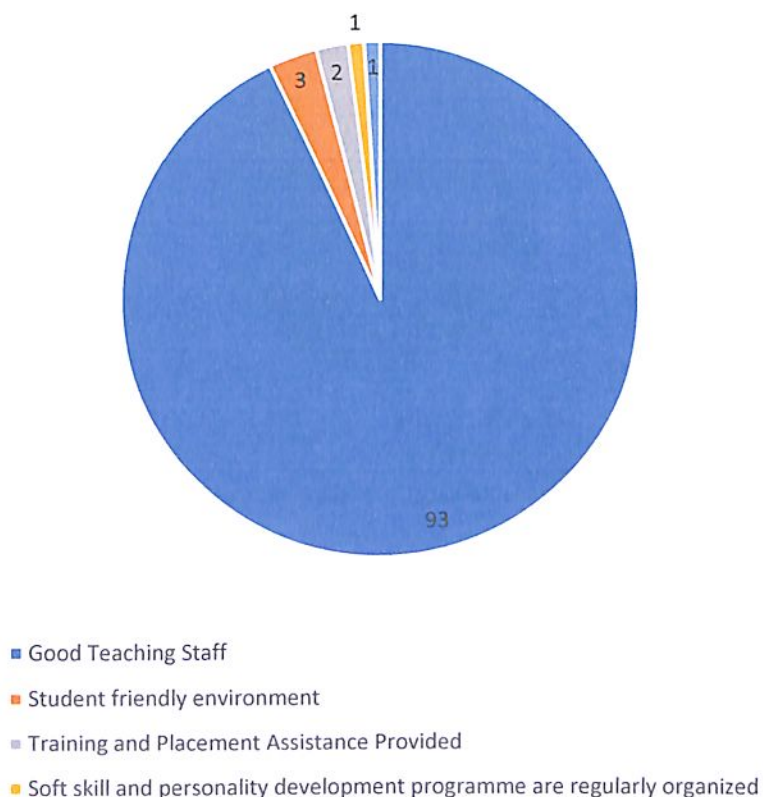


**11. Mention at least four points which make you feel proud to be associated with the K. J. S. College as an Alumni.**

- Good Teaching Staff
- Student friendly environment
- Training and Placement Assistance Provided
- Soft skill and personality development programme are regularly organized



Mention at least four points which make you feel proud to be associated with the K. J. S. College as an Alumni.

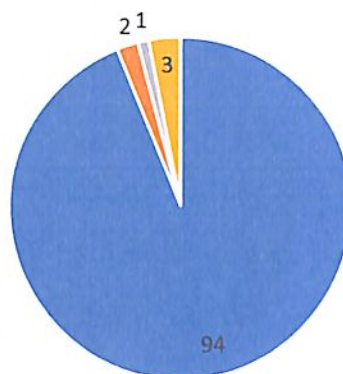


**12. In what way have the development activities organized by the College contributed to your overall development?**

- Intellectual Contribution
- Social awareness
- Personality development training sessions
- Competitive Exam awareness



In what way have the development activities organized by the College contributed to your overall development?



- |                                             |                              |
|---------------------------------------------|------------------------------|
| ■ Intellectual Contribution                 | ■ Social awareness           |
| ■ Personality development training sessions | ■ Competitive Exam awareness |

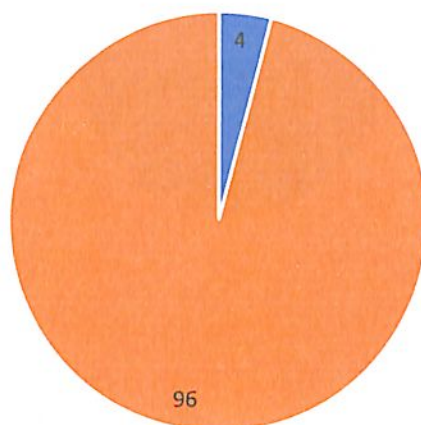
### 13. Do you have any complaints with the college?

A. As a student:

- Yes (4%)
- No (96%)



Do you have any complaints with the college?

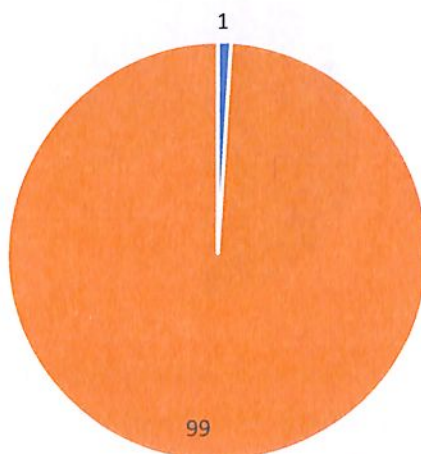


■ Yes ■ No

B. As an alumnus:

- Yes (1%)
- No (99%)

As an alumnus




■ Yes ■ No



**14. Are you a member of Alumni Association of our College?**

- If the answer is 'No' please state the reasons.

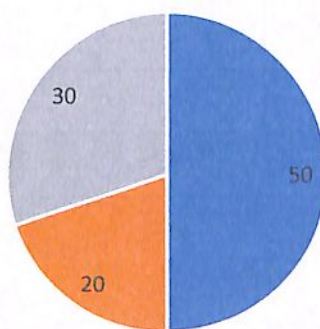
Are you a member of Alumni Association of our College?



**15. Any other suggestions / comments:**

- Alumni meetings should be conducted twice a year
- Alumnus must be urged to make donations for college
- Cultural activities should be organized by the alumnus

Any other suggestions / comments:



- Alumni meetings should be conducted twice a year
- Alumnus must be urged to make donations for college
- Cultural activities should be organized by the alumnus

*Re the*  
Chairperson,  
Feedback Committee

*Othang*  
Co ordinator  
IQAC, K. J. Somaiya College  
Kopergaon, Dist. A.Nagar

*Pome*  
Principal  
K. J. Somaiya College of Arts  
Commerce & Science, Kopergaon

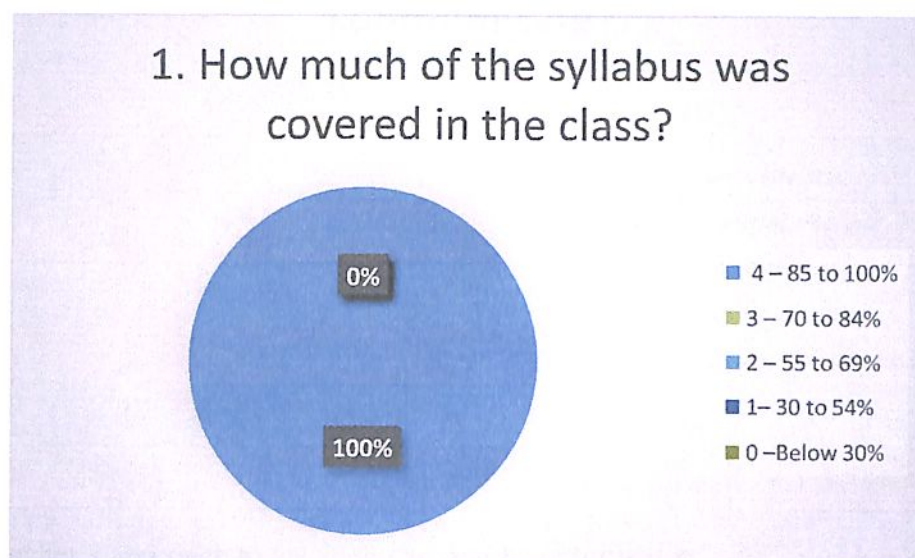


Kopargaon Taluka Education Society's  
**K. J. Somaiya College of Arts, Commerce and Science, Kopargaon**  
**STUDENT FEEDBACK REPORT 20-21**

**Student Satisfaction Survey on Teaching Learning Process 2020-2021**

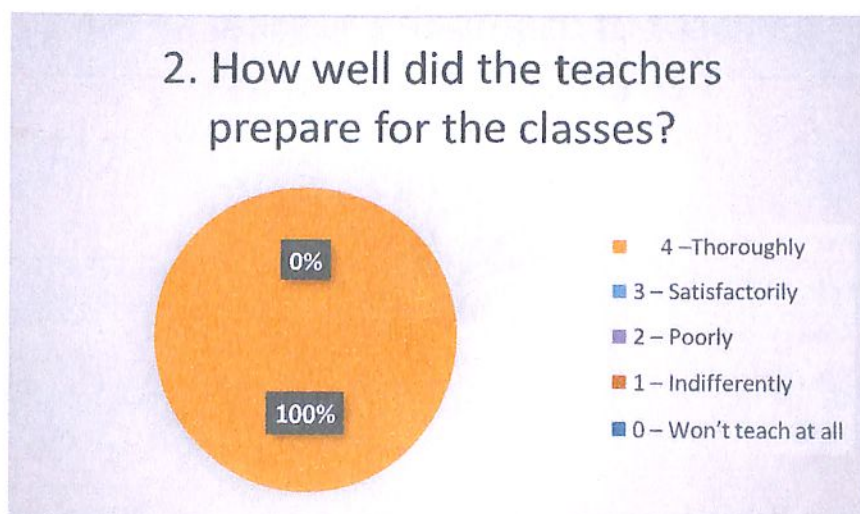
1. How much of the syllabus was covered in the class?

- 4 – 85 to 100%
- 3 – 70 to 84%
- 2 – 55 to 69%
- 1– 30 to 54%
- 0 –Below 30%



2. How well did the teachers prepare for the classes?

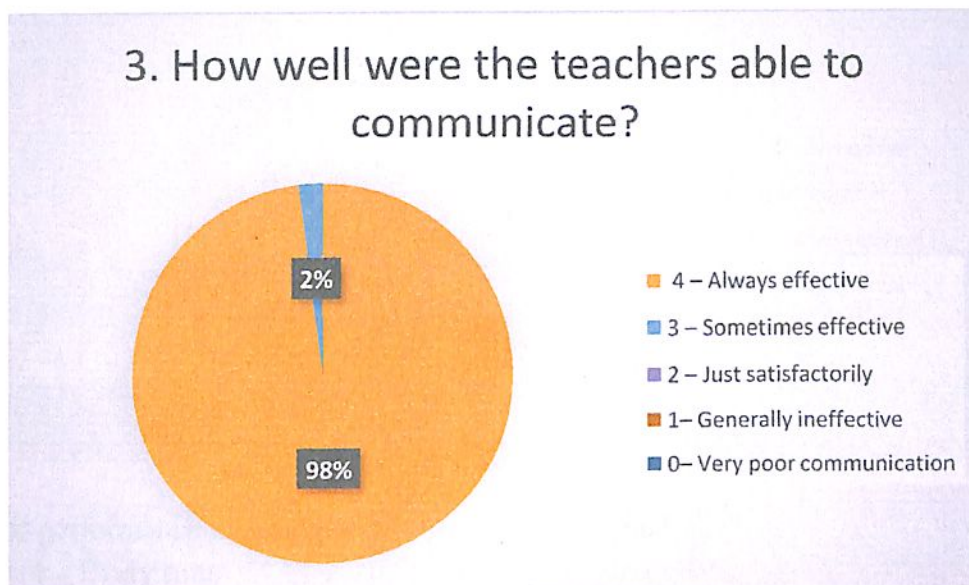
- 4 –Thoroughly
- 3 – Satisfactorily
- 2 – Poorly
- 1 – Indifferently
- 0 – Won't teach at all





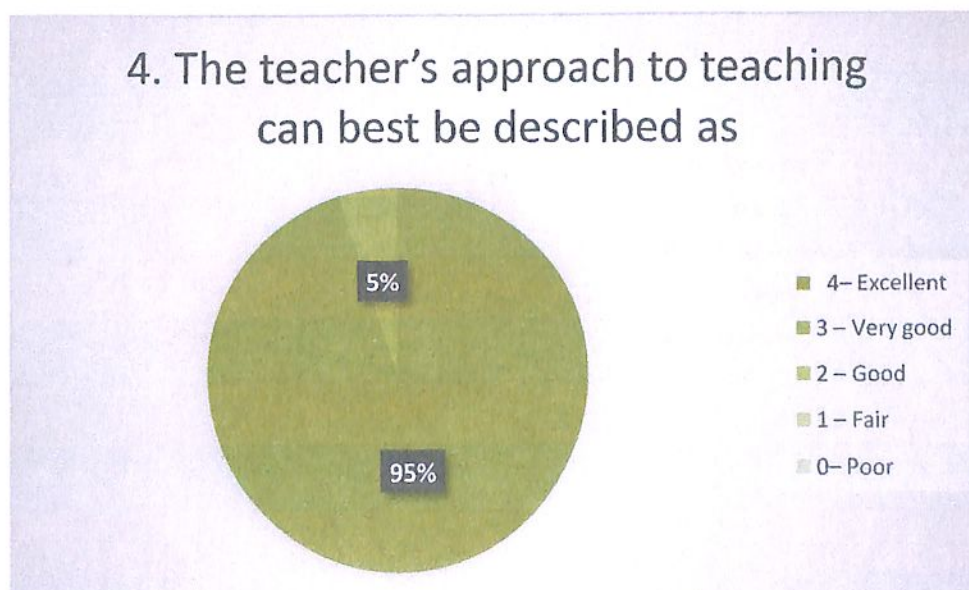
3. How well were the teachers able to communicate?

- 4 – Always effective
- 3 – Sometimes effective
- 2 – Just satisfactorily
- 1 – Generally ineffective
- 0 – Very poor communication



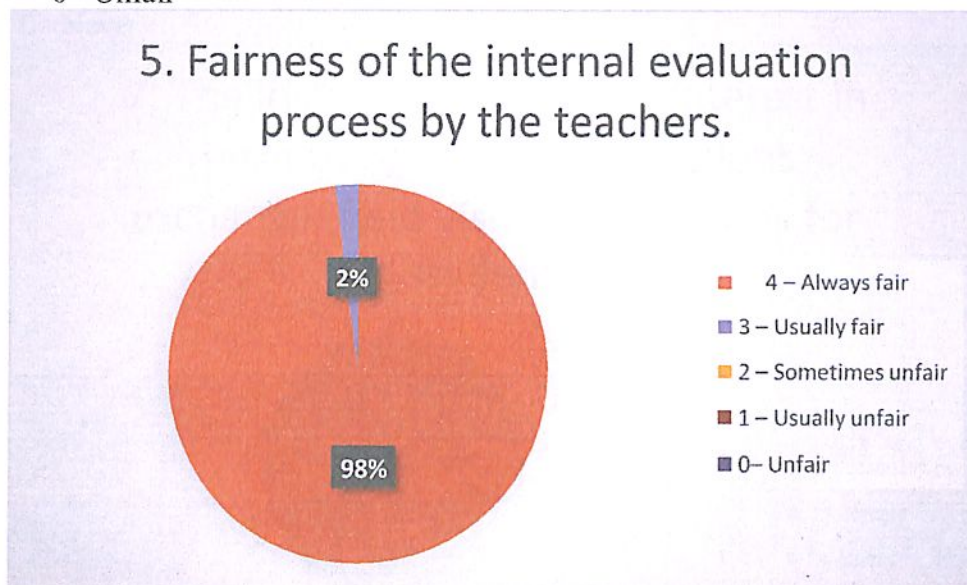
4. The teacher's approach to teaching can best be described as

- 4 – Excellent
- 3 – Very good
- 2 – Good
- 1 – Fair
- 0 – Poor



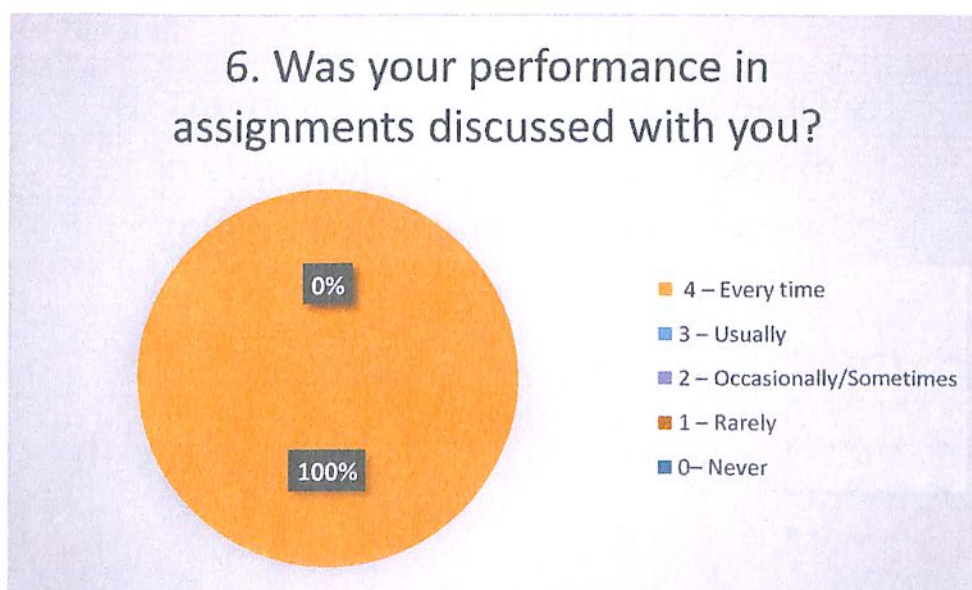
5. Fairness of the internal evaluation process by the teachers.

- 4 – Always fair
- 3 – Usually fair
- 2 – Sometimes unfair
- 1 – Usually unfair
- 0 – Unfair



6. Was your performance in assignments discussed with you?

- 4 – Every time
- 3 – Usually
- 2 – Occasionally/Sometimes
- 1 – Rarely
- 0 – Never





7. The institute takes active interest in promoting internship, student exchange, field visit opportunities for students.

- 4 – Regularly
- 3 – Often
- 2 – Sometimes
- 1 – Rarely
- 0 – Never

7. The institute takes active interest in promoting internship, student exchange, field visit opportunities for students.



8. The teaching and mentoring process in your institution facilitates you in cognitive, social and emotional growth.

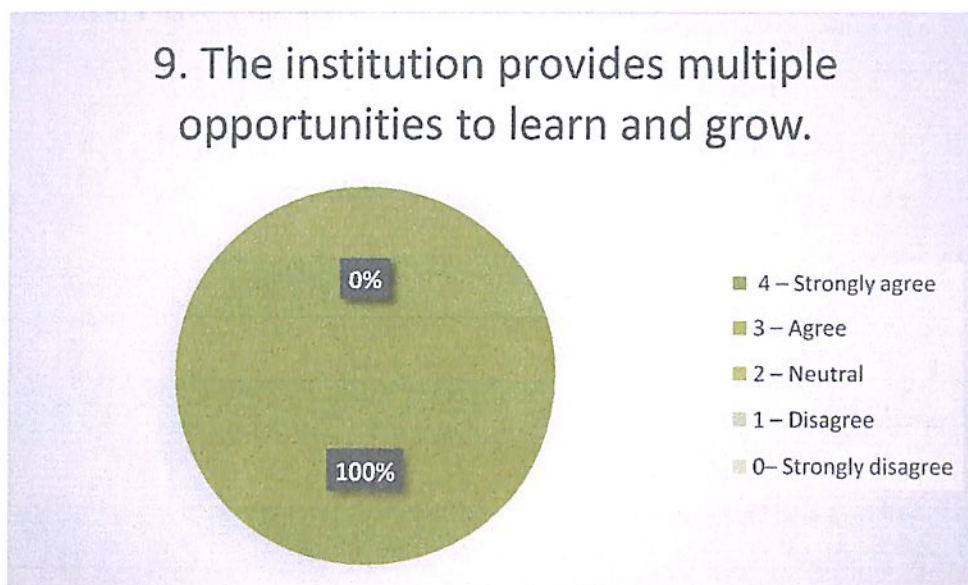
- 4 – Significantly
- 3 – Very well
- 2 – Moderately
- 1 – Marginally
- 0 – Not at all

8. The teaching and mentoring process in your institution facilitates you in cognitive, social and emotional growth.



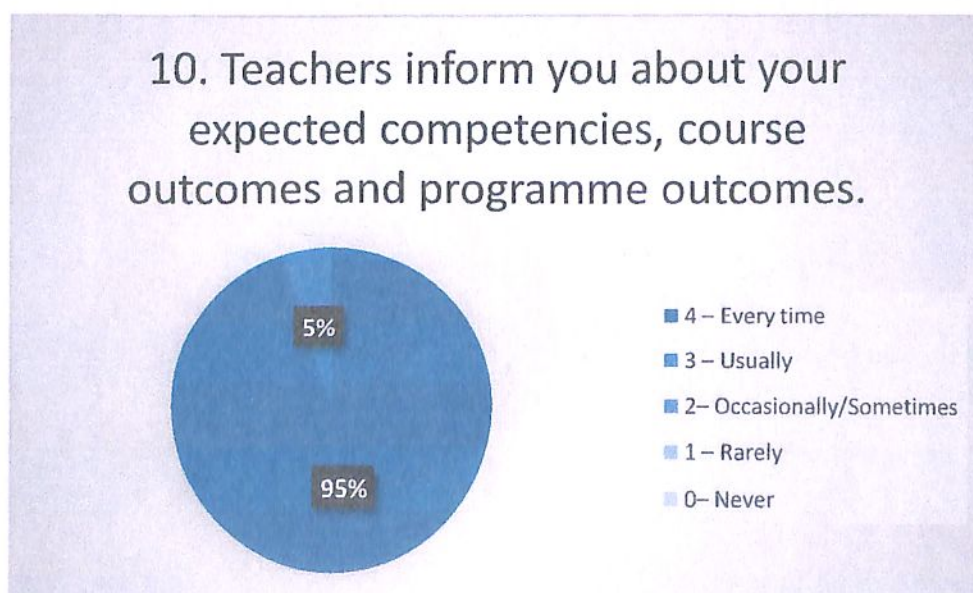
9. The institution provides multiple opportunities to learn and grow.

- 4 – Strongly agree
- 3 – Agree
- 2 – Neutral
- 1 – Disagree
- 0– Strongly disagree



10. Teachers inform you about your expected competencies, course outcomes and programme outcomes.

- 4 – Every time
- 3 – Usually
- 2– Occasionally/Sometimes
- 1 – Rarely
- 0– Never






11. Your mentor does a necessary follow-up with an assigned task to you.

- 4 – Every time
- 3 – Usually
- 2 – Occasionally/Sometimes
- 1 – Rarely
- 0 – I don't have a mentor

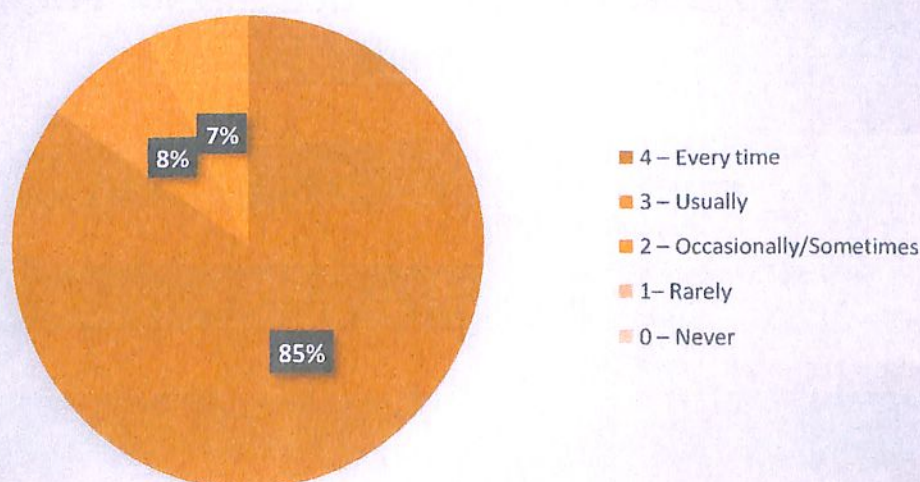
11. Your mentor does a necessary follow-up with an assigned task to you.



12. The teachers illustrate the concepts through examples and applications.

- 4 – Every time
- 3 – Usually
- 2 – Occasionally/Sometimes
- 1 – Rarely
- 0 – Never

12. The teachers illustrate the concepts through examples and applications.





13. The teachers identify your strengths and encourage you with providing right level of challenges.

- 4 – Fully
- 3 – Reasonably
- 2 – Partially
- 1 – Slightly
- 0– Unable to




13. The teachers identify your strengths and encourage you with providing right level of challenges.



14. Teachers are able to identify your weaknesses and help you to overcome them.

- 4 – Every time
- 3 – Usually
- 2 – Occasionally/Sometimes
- 1 – Rarely
- 0 – Never

14. Teachers are able to identify your weaknesses and help you to overcome them.

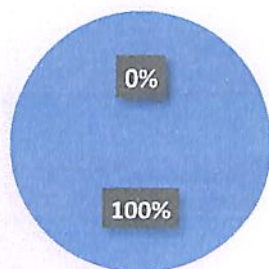


15. The institution makes effort to engage students in the monitoring, review and continuous quality improvement of the teaching learning process.

- 4 – Strongly agree
- 3 – Agree
- 2 – Neutral
- 1 – Disagree
- 0 – Strongly disagree



15. The institution makes effort to engage students in the monitoring, review and continuous quality improvement of the teaching...

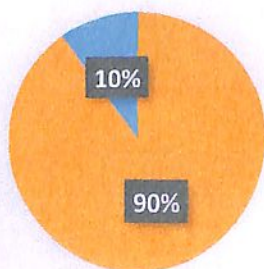


- 4 – Strongly agree
- 3 – Agree
- 2 – Neutral
- 1 – Disagree
- 0 – Strongly disagree

16. The institute/ teachers use student centric methods, such as experiential learning, participative learning and problem solving methodologies for enhancing learning experiences.

- 4 – To a great extent
- 3 – Moderate
- 2 – Some what
- 1 – Very little
- 0 – Not at all

16. The institute/ teachers use student centric methods, such as experiential learning, participative learning and problem solving...

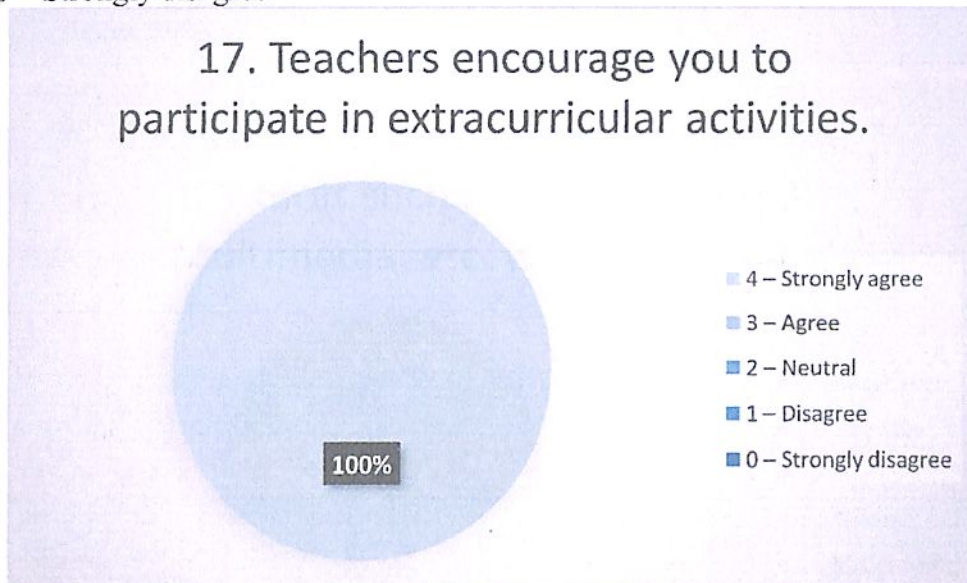


- 4 – To a great extent
- 3 – Moderate
- 2 – Some what
- 1 – Very little
- 0 – Not at all



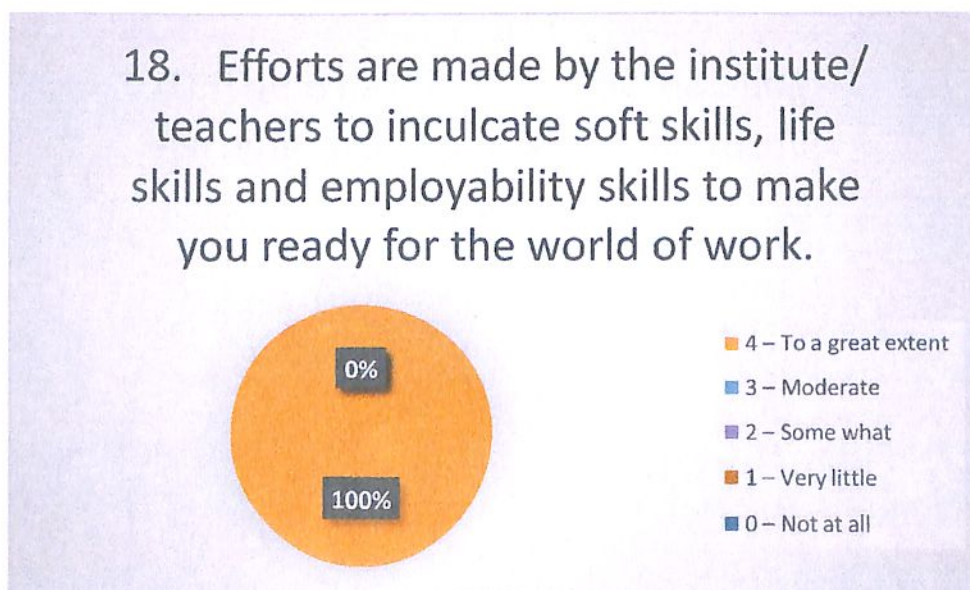
17. Teachers encourage you to participate in extracurricular activities.

- 4 – Strongly agree
- 3 – Agree
- 2 – Neutral
- 1 – Disagree
- 0 – Strongly disagree



18. Efforts are made by the institute/ teachers to inculcate soft skills, life skills and employability skills to make you ready for the world of work.

- 4 – To a great extent
- 3 – Moderate
- 2 – Somewhat
- 1 – Very little
- 0 – Not at all





19. What percentage of teachers use ICT tools such as LCD projector, Multimedia, etc. while teaching.

- 4 – Above 90%
- 3 – 70 – 89%
- 2 – 50 – 69%
- 1 – 30 – 49%
- 0 – Below 29%

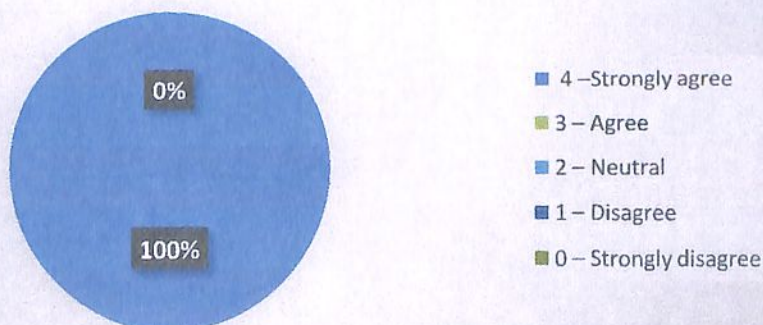
19. What percentage of teachers use ICT tools such as LCD projector, Multimedia, etc. while teaching.



20. The overall quality of teaching-learning process in your institute is very good.

- 4 –Strongly agree
- 3 – Agree
- 2 – Neutral
- 1 – Disagree
- 0 – Strongly disagree

20. The overall quality of teaching-learning process in your institute is very good.





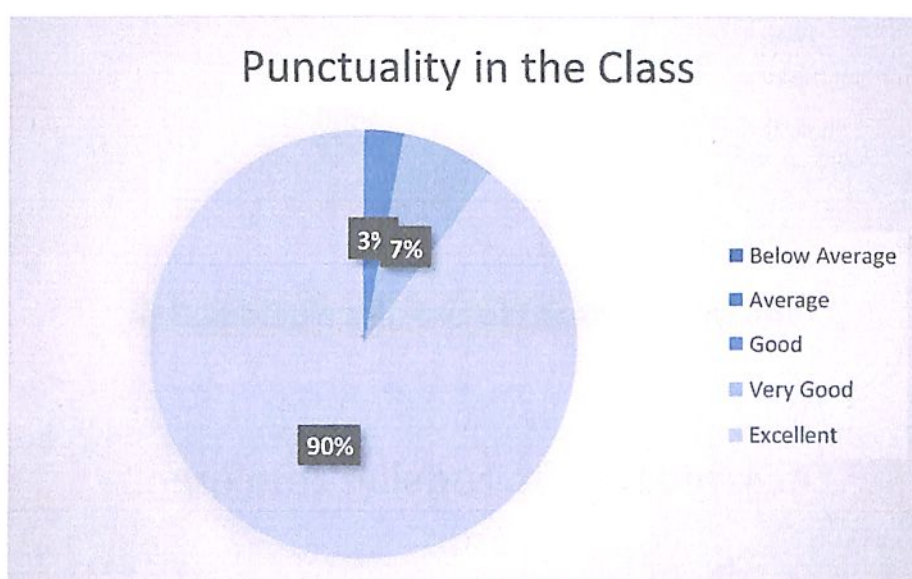
Kopargaoon Taluka Education Society's

## K. J. Somaiya College of Arts, Commerce & Science, Kopargaoon.

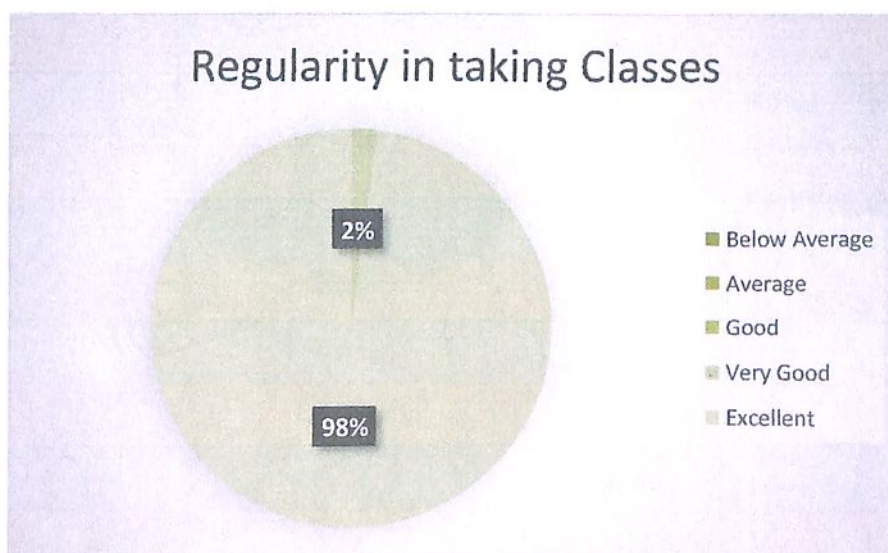
### FEEDBACK FORM FOR TEACHER EVALUATION BY STUDENTS

#### TIME SENSE

##### 1] Punctuality in the Class

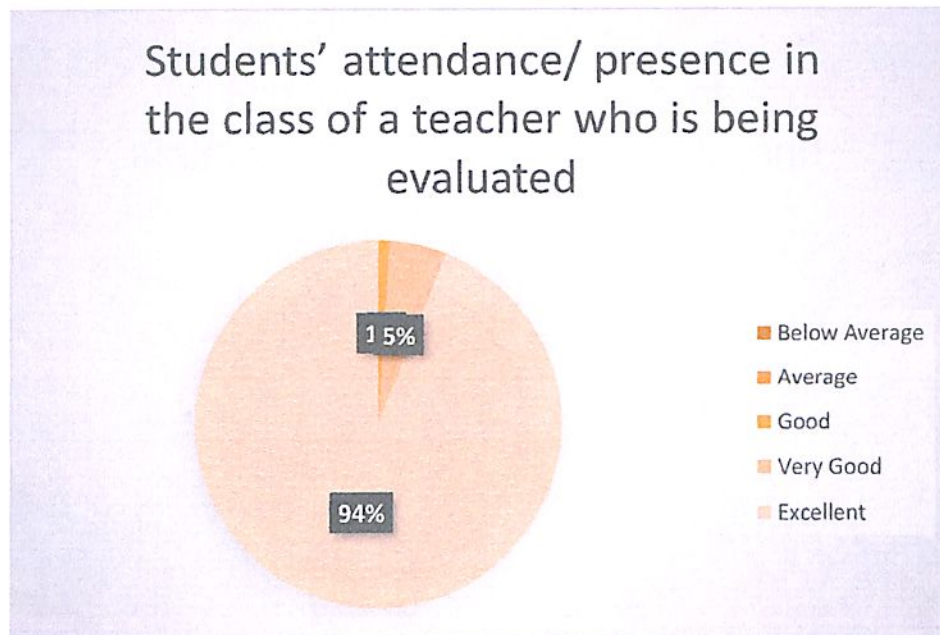


##### 2] Regularity in taking Classes

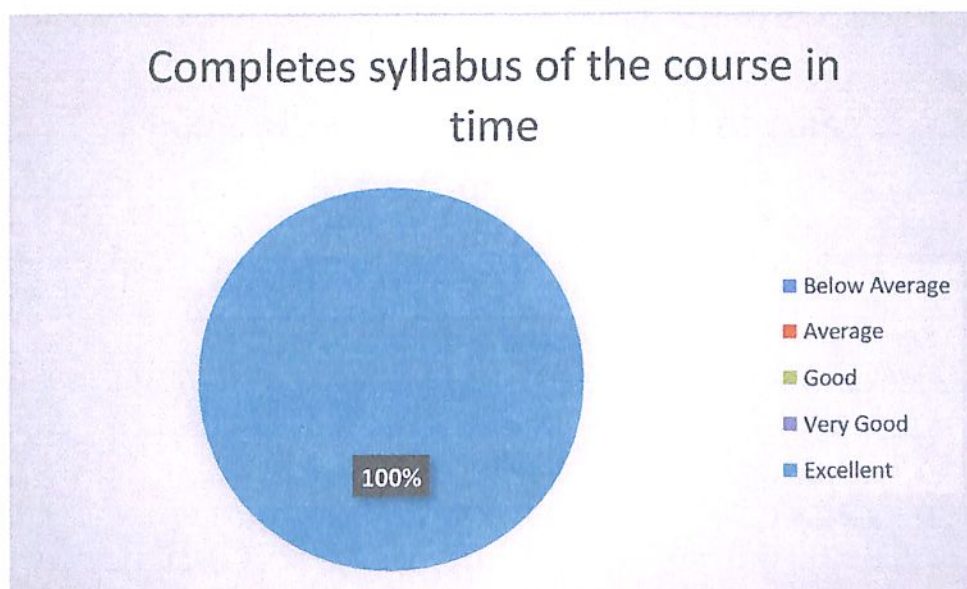




### 3] Students' attendance/ presence in the class of a teacher who is being evaluated

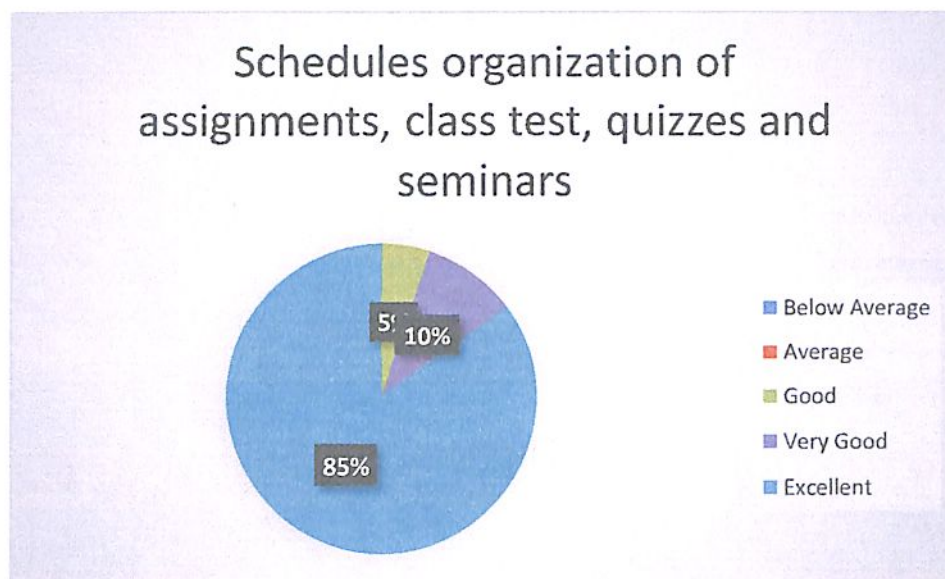


### 4] Completes syllabus of the course in time



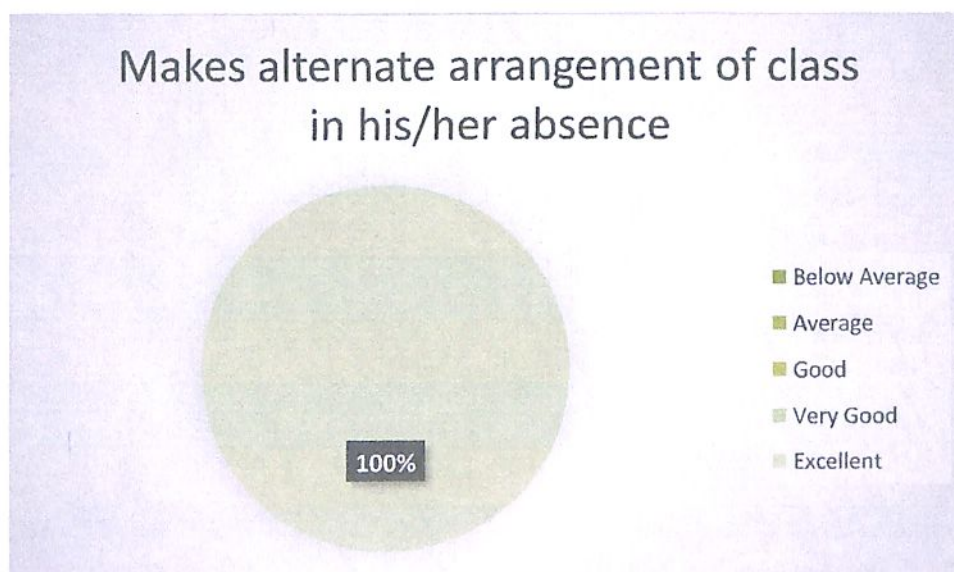


## 5] Schedules organization of assignments, class tests, quizzes and seminars

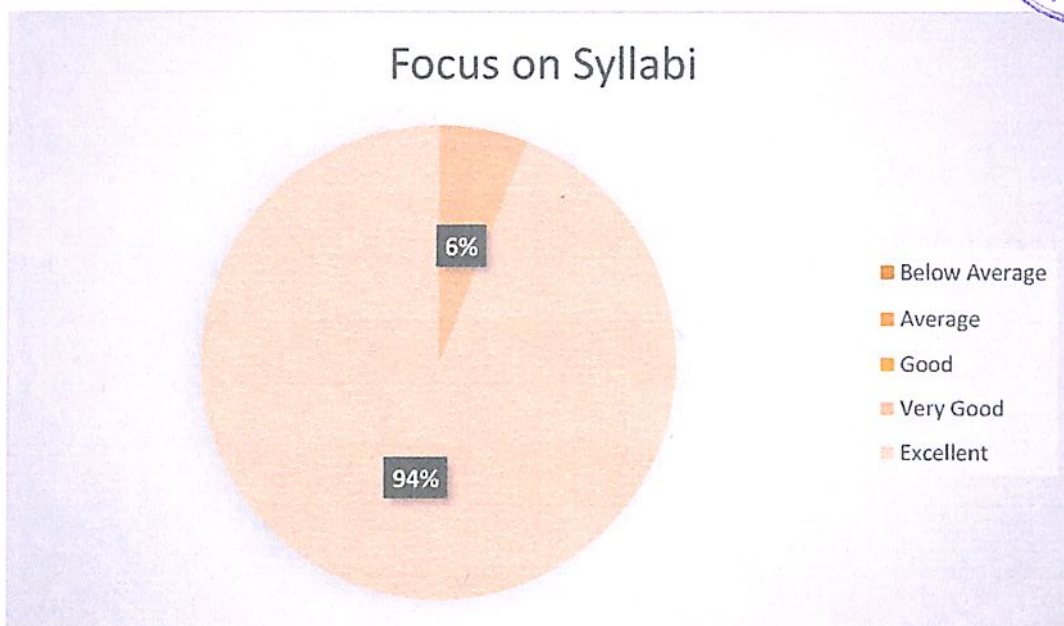


### SUBJECT COMMAND


## 6] Makes alternate arrangement of class in his/her absence



### 7] Focus on Syllabi

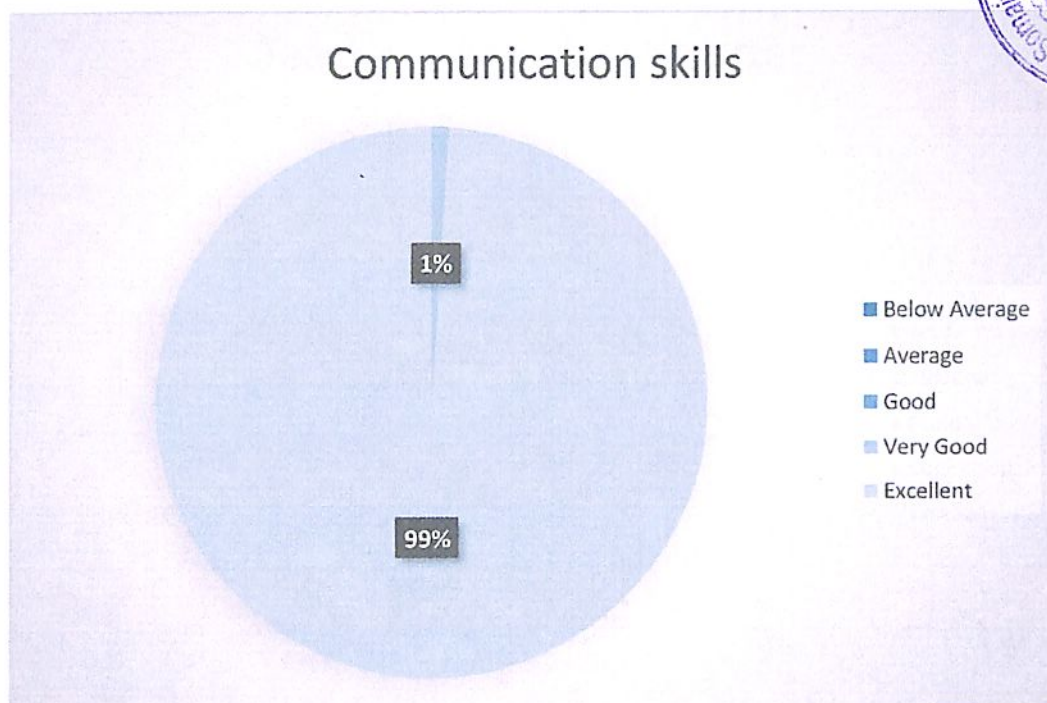


### 8] Self-confidence

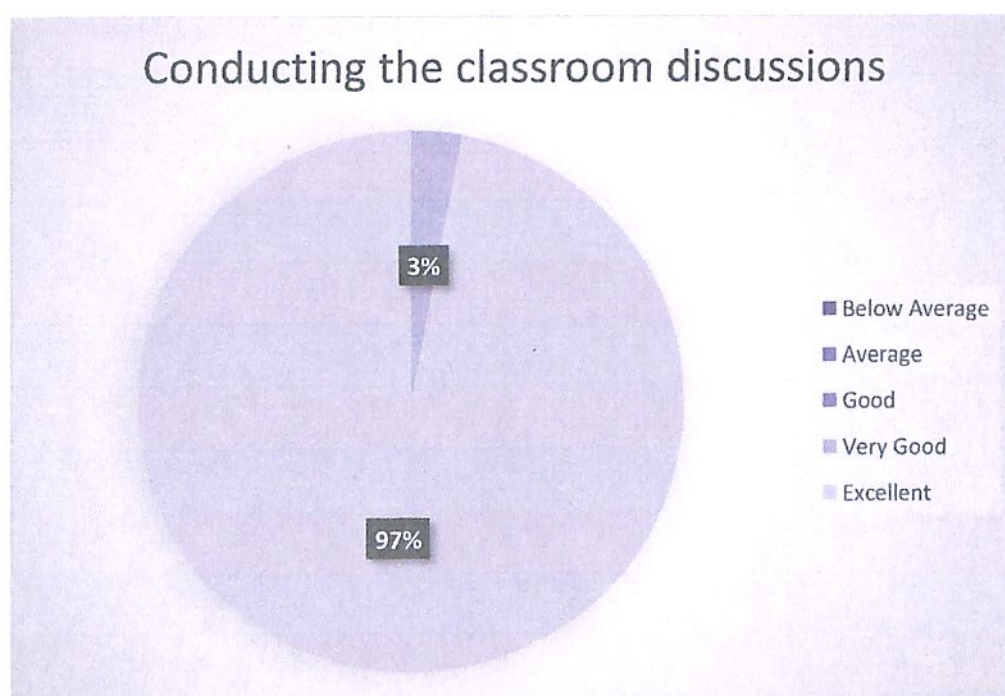




## 9] Communication skills



## 10] Conducting the classroom discussions

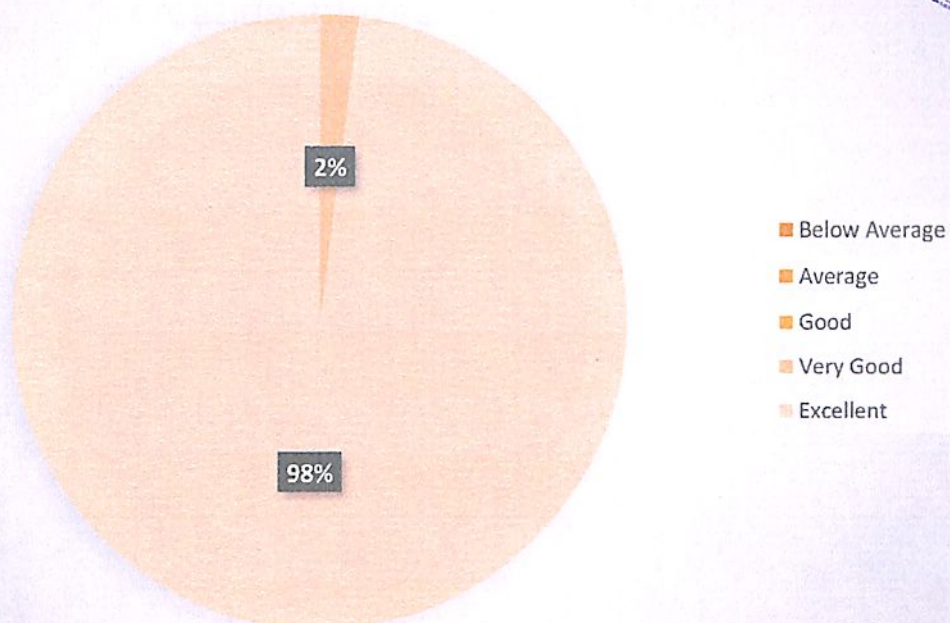




### 11] Teaching the subject matter

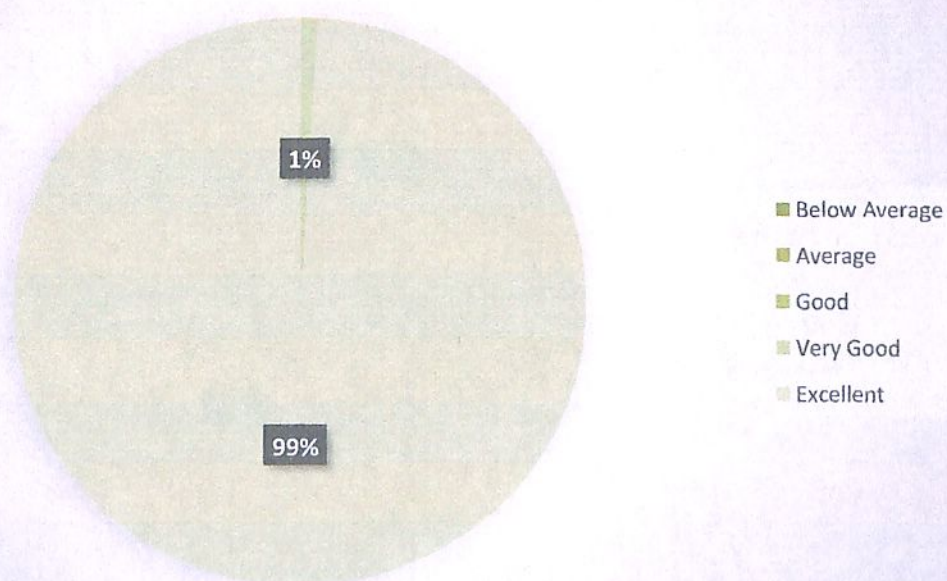


#### Teaching the subject matter

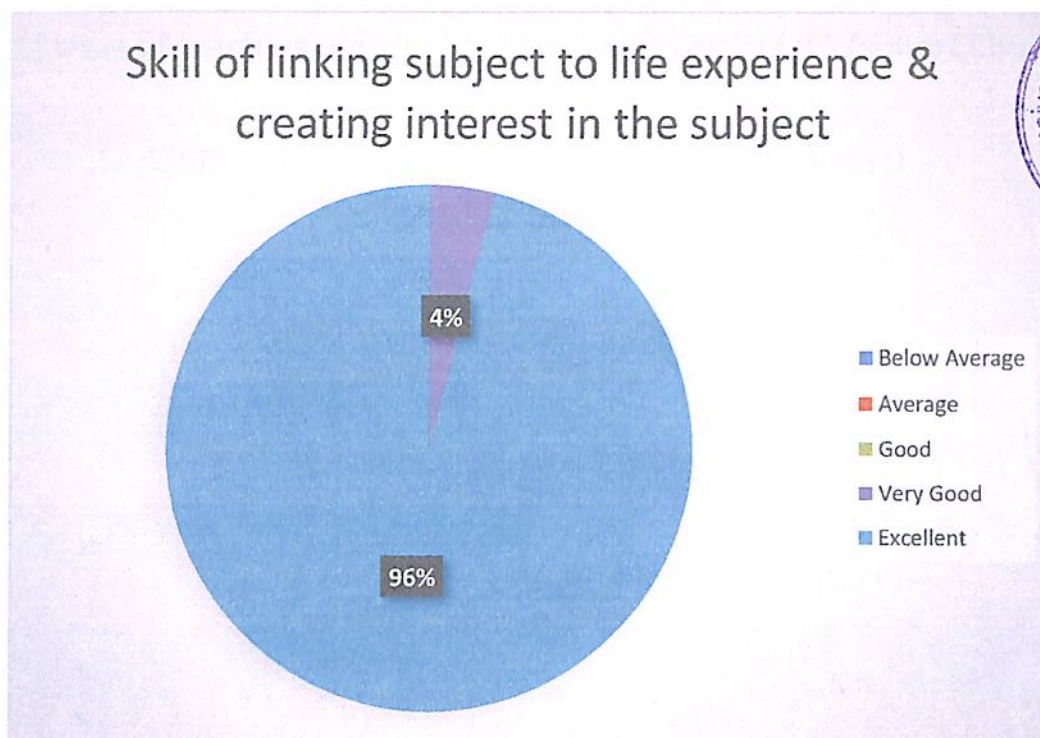


### 12] Delivery of structured lecture

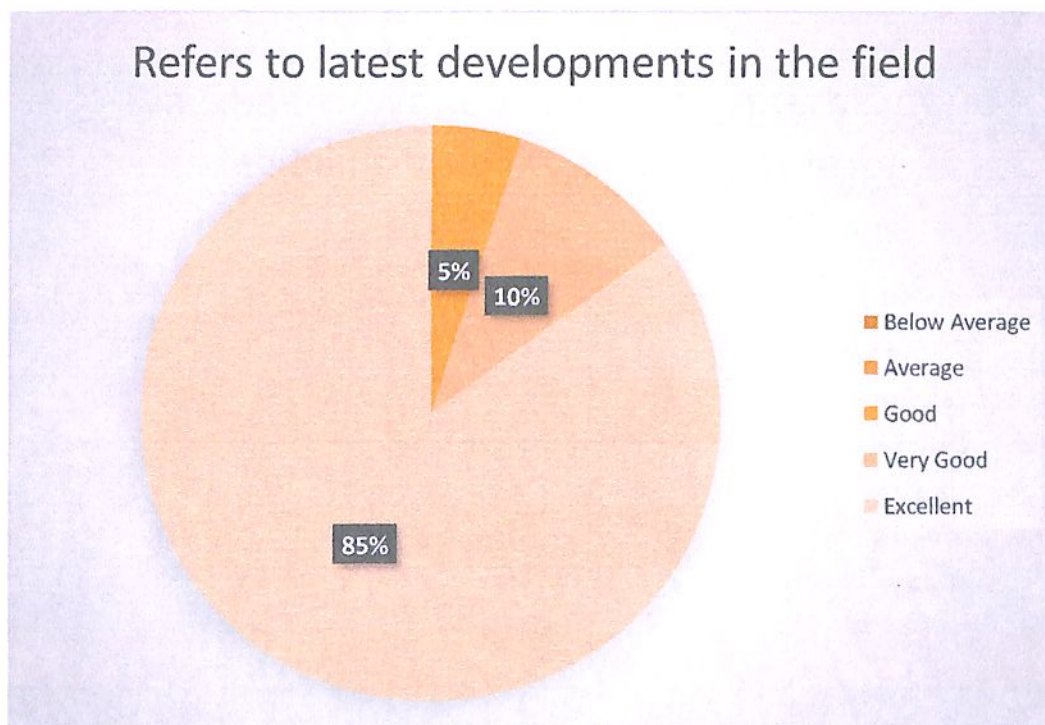
#### Delivery of structured lecture



**13] Skill of linking subject to life experience & creating interest in the subject**



**14] Refers to latest developments in the field**

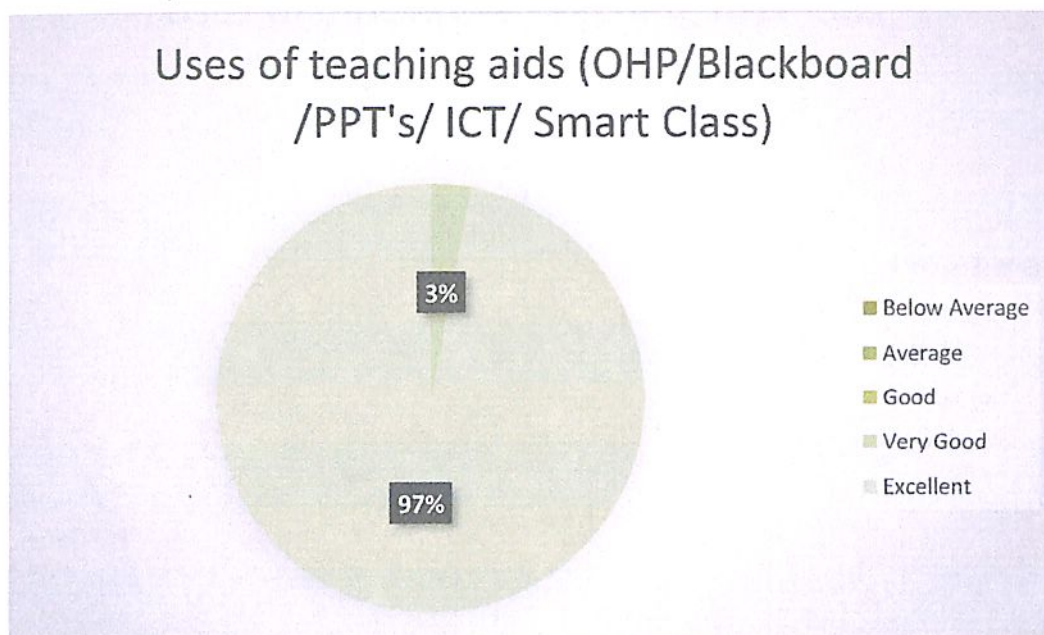




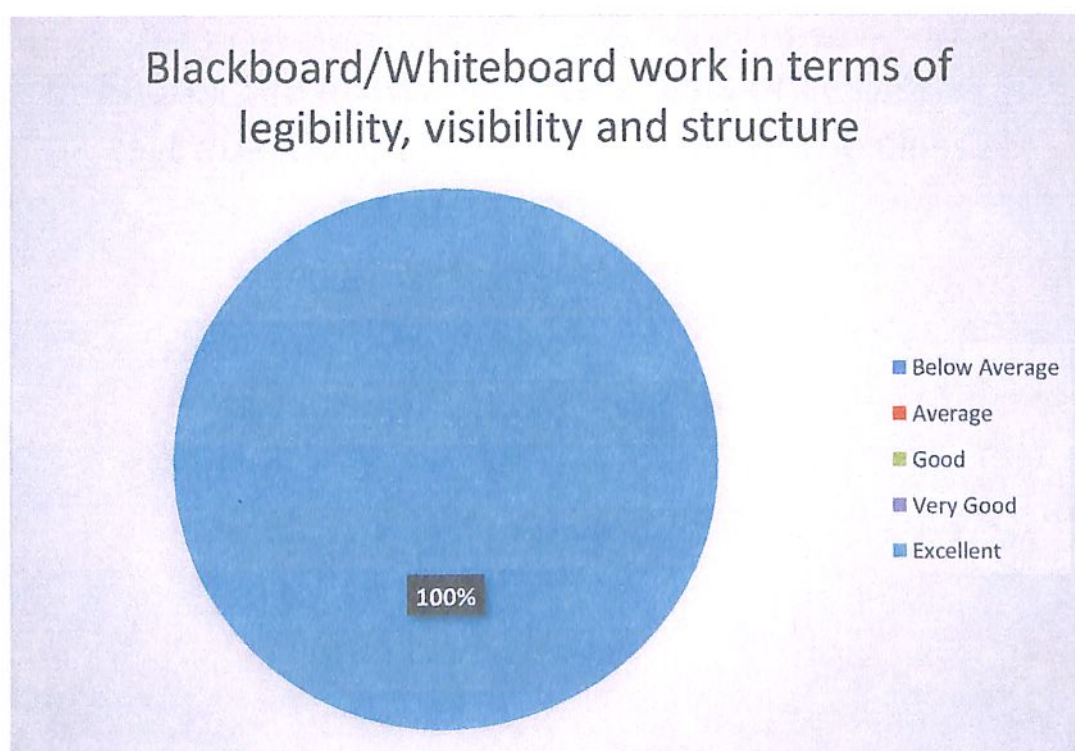
## USE OF TEACHING METHODS/TEACHING AIDS



### 15] Uses of teaching aids (OHP/Blackboard /PPT's/ ICT/ Smart Class)

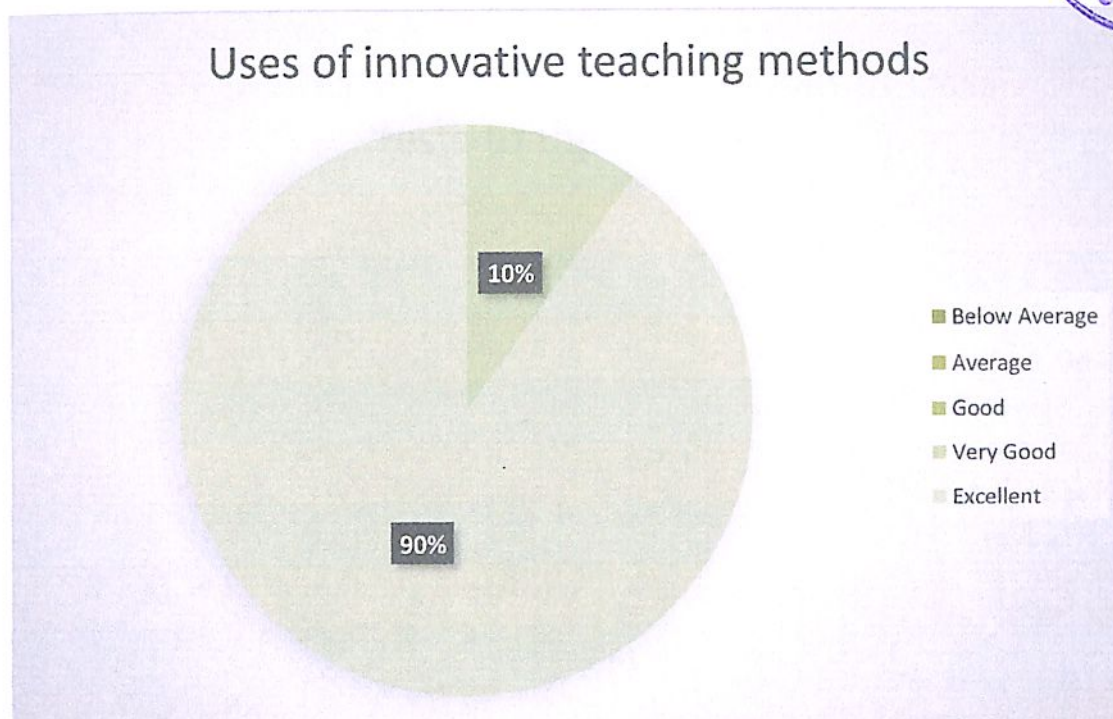


### 16] Blackboard/Whiteboard work in terms of legibility, visibility and structure

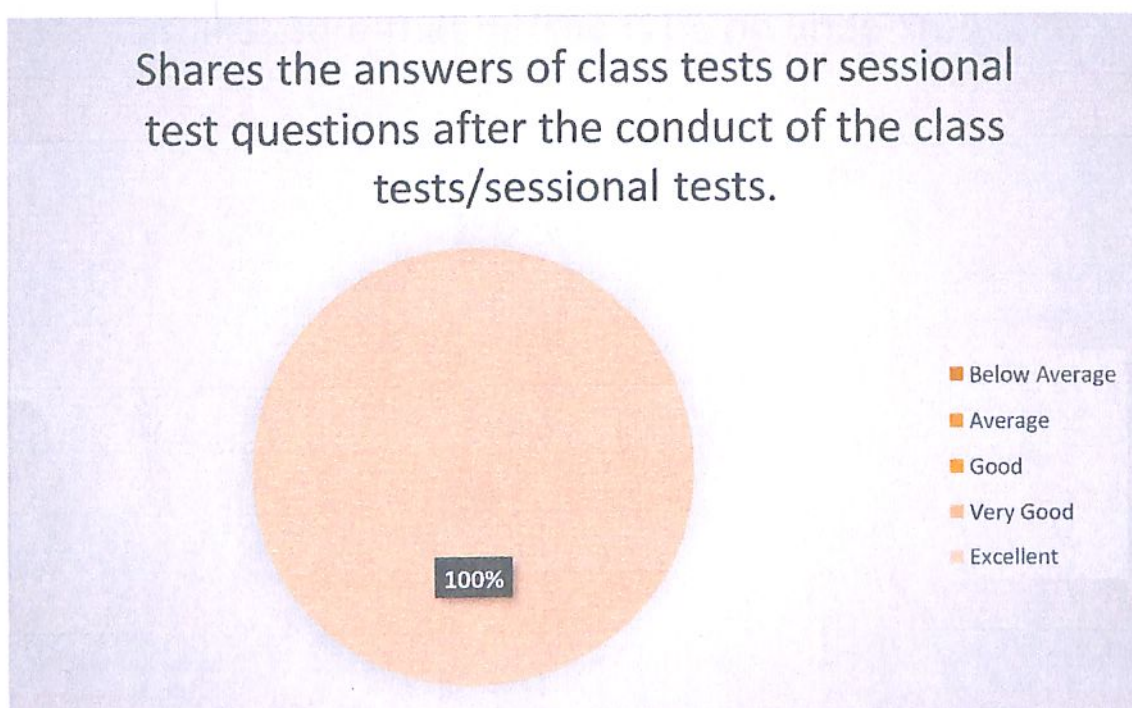




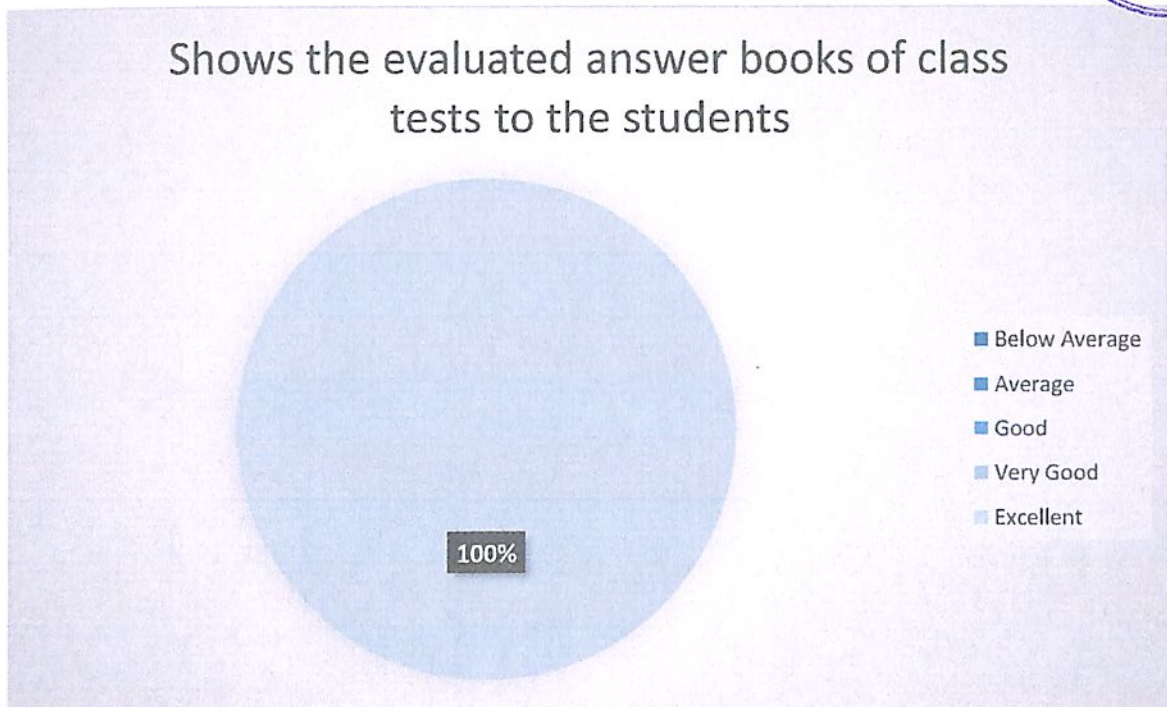
### 17] Uses innovative teaching methods



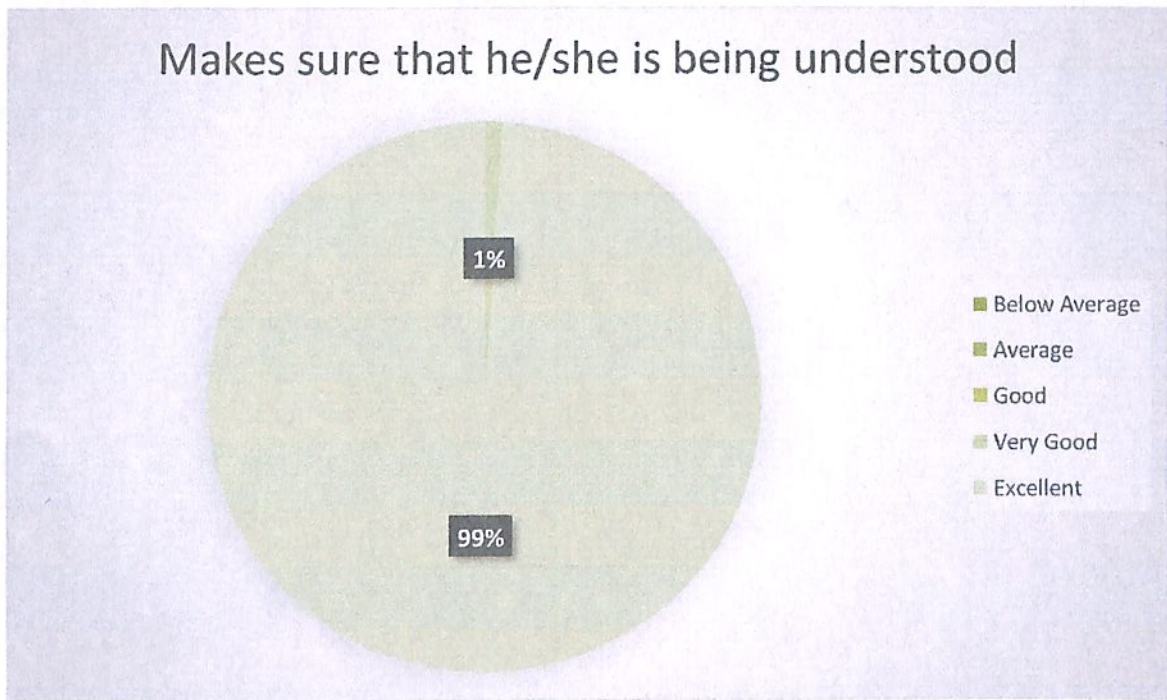
### 18] Shares the answers of class tests or sessional test questions after the conduct of the class tests/sessional tests.



**19] Shows the evaluated answer books of class tests to the students**



**20] Makes sure that he/she is being understood**



*Arthang*  
Co-ordinator  
IQAC, K. J. Somaiya College  
Kopergaon, Dist. A. Nagar

*Re. Ihe*  
Chairperson,  
Feedback Committee  
*Pan*  
Principal  
K. J. Somaiya College of Arts  
Commerce & Science, Kopergaon





Kopargaoon Taluka Education Society's  
**K. J. Somaiya College of Arts, Commerce & Science, Kopargaoon**

**Parents Feedback Report for the year 2020-2021**

Chairman of the Committee	:	Dr. B. S. Yadav
Member	:	Dr. R. K. Kolhe
Member	:	Dr. B. S. Gaikwad
Member	:	Dr. R. B. Talware
Member	:	Dr. S. L. Argade

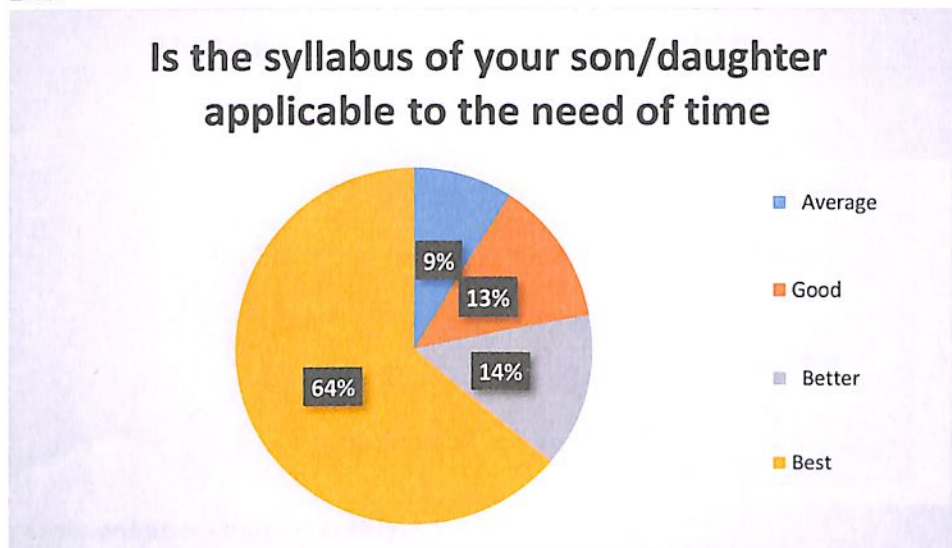




## Report of Feedback from the Parents for year of 2020-2021

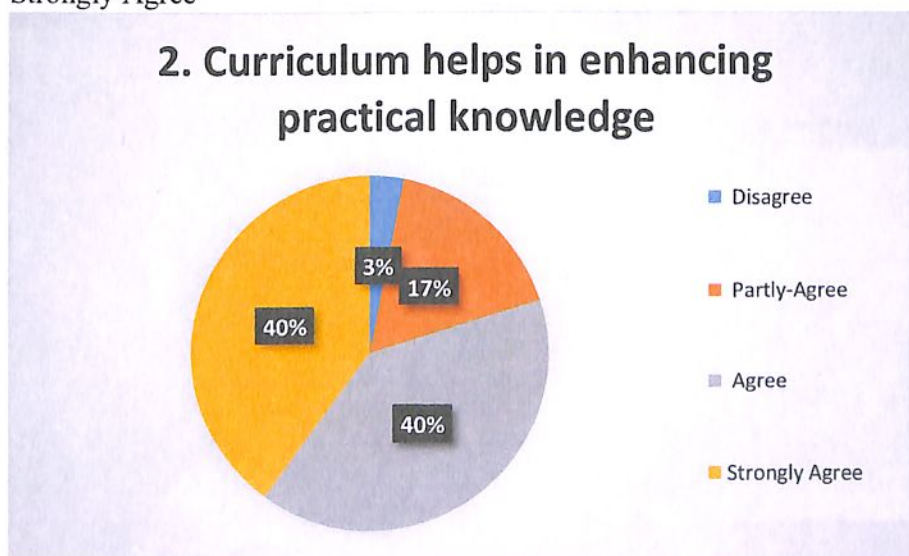
1. Is the syllabus of your son/daughter applicable to the need of time? \*

- Average
- Good
- Better
- Best



2. Curriculum helps in enhancing practical knowledge. \*

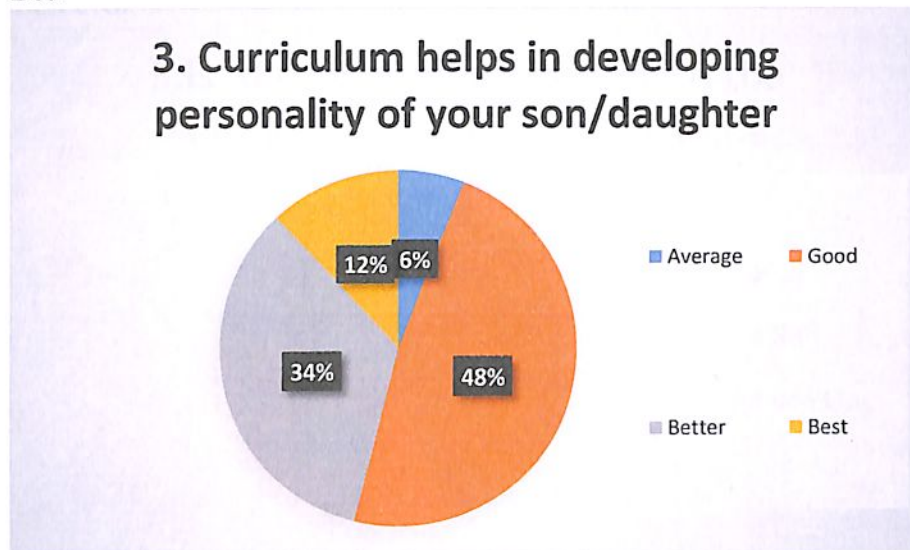
- Disagree
- Partly- Agree
- Agree
- Strongly Agree





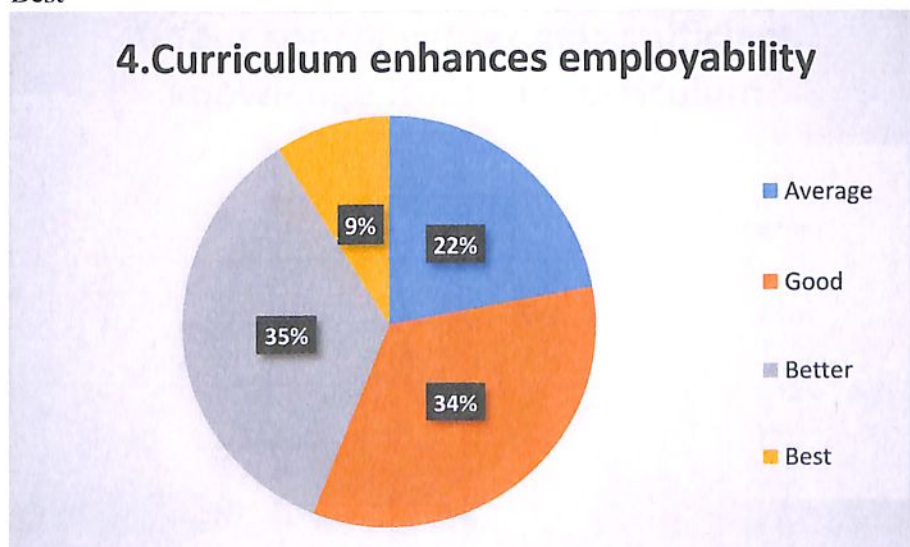
### 3. Curriculum helps in developing personality of your son/daughter. \*

- Average
- Good
- Better
- Best



### 4. Curriculum enhances employability.\*

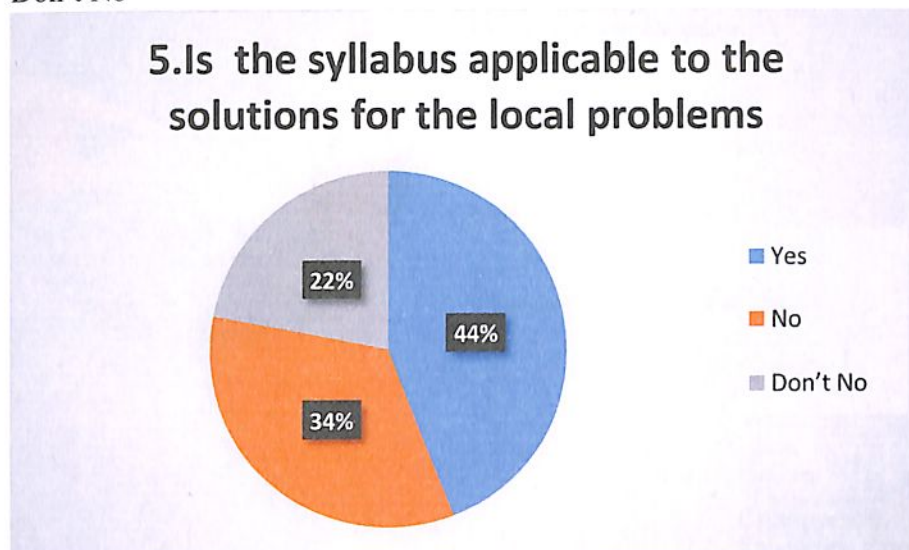
- Average
- Good
- Better
- Best





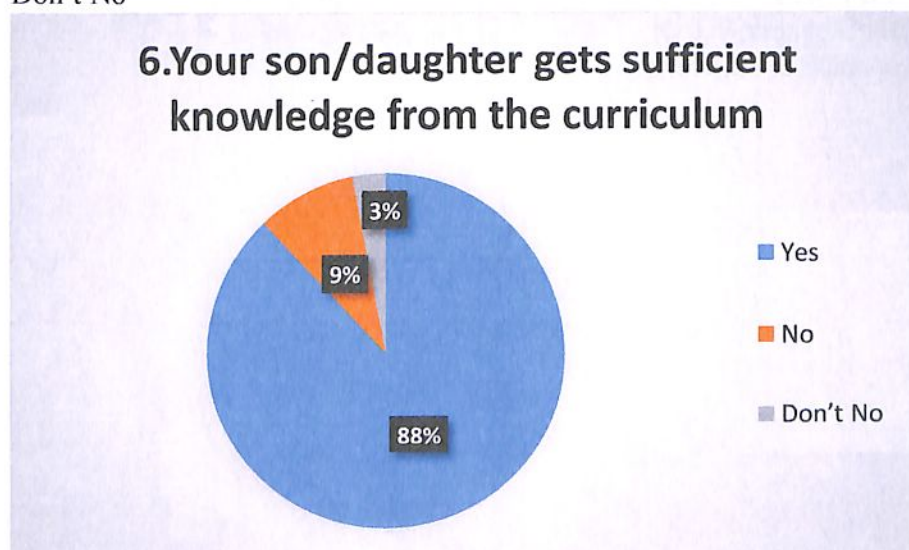
**5. Is the syllabus applicable to the solutions for the local problems?\***

- Yes
- No
- Don't No



**6. Your son/daughter gets sufficient knowledge from the curriculum.\***

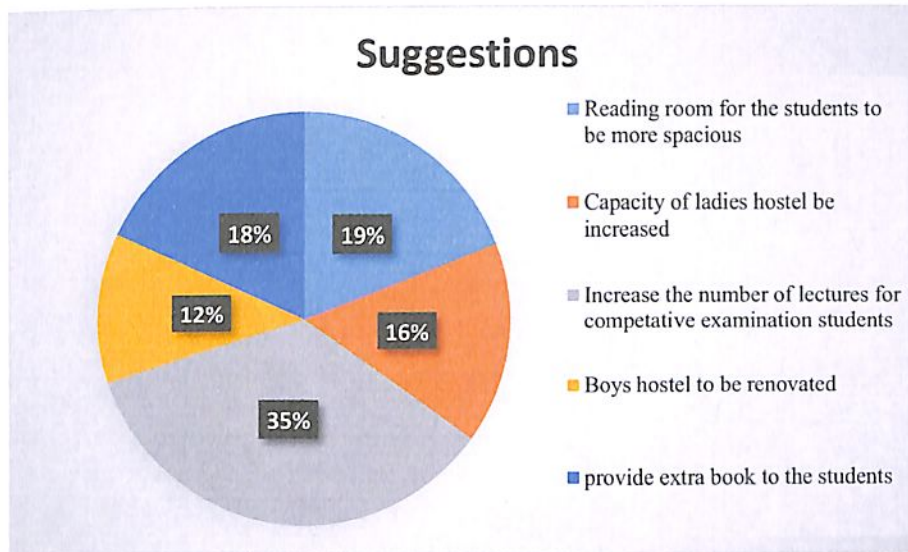
- Yes
- No
- Don't No







Suggestions if any:



*Rehe*

Chairperson,  
Feedback Committee

*Chang*  
Coordinator

IQAC, K. J. Somaiya College  
Kopargaon, Dist. A. Nagar

*Pan*

Principal

K. J. Somaiya College of Arts  
Commerce & Science, Kopargaon



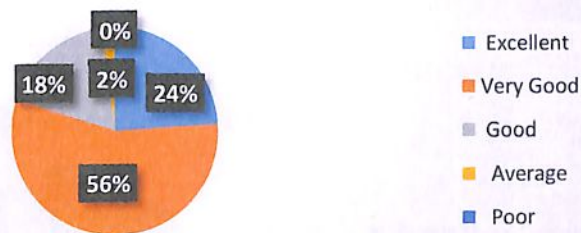
**Kopargaon Taluka Education Society's  
K. J. Somaiya College of Arts, Commerce & Science, Kopargaon**

**Feedback report from Alumni 2020-2021**

1. Response on the courses that you have learnt in the college regarding to your recent job / occupation.\*

- Excellent
- Very Good
- Good
- Average
- Poor

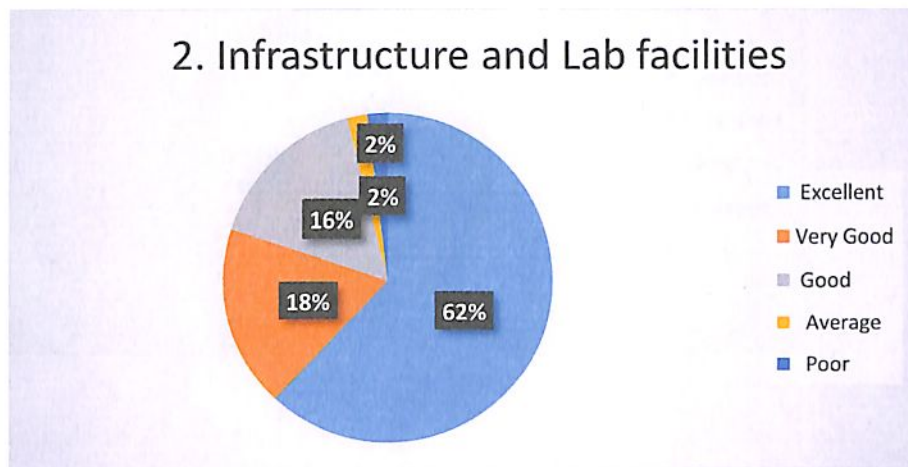
1. Response on the courses that  
you have learnt in the college  
regarding to your recent job /...





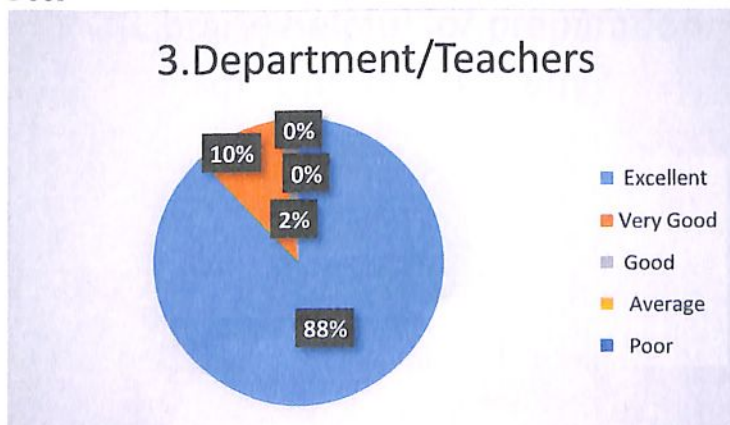
## 2. Infrastructure and Lab facilities:\*

- Excellent
- Very Good
- Good
- Average
- Poor



## 3. Department/Teachers:\*

- Excellent
- Very Good
- Good
- Average
- Poor

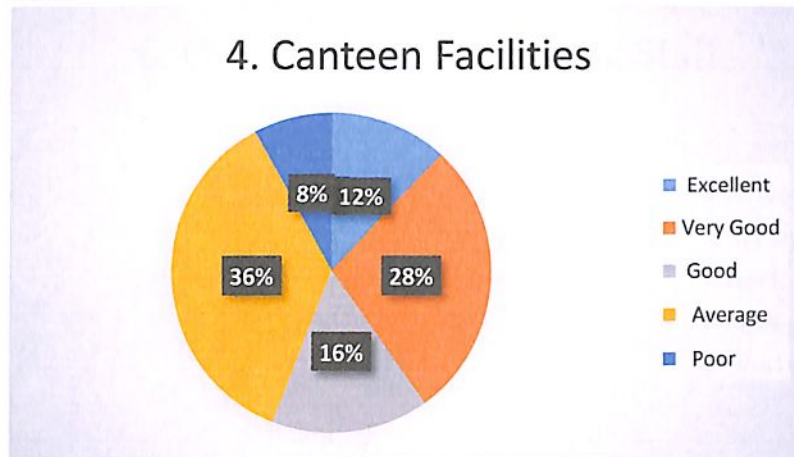






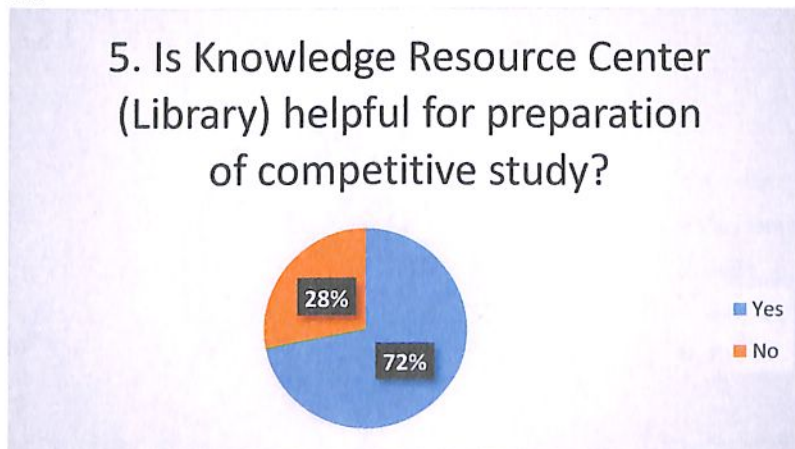
#### 4. Canteen Facilities:\*

- Excellent
- Very Good
- Good
- Average
- Poor



#### 5. Is Knowledge Resource Center (Library) helpful for preparation of competitive study?\*

- Yes
- No

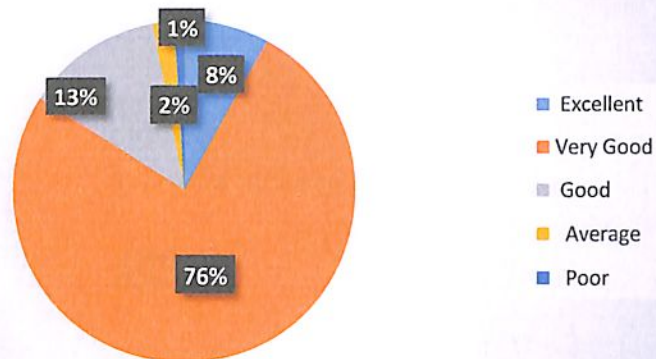




#### 6. Office and non-teaching Staff:\*

- Excellent
- Very Good
- Good
- Average
- Poor

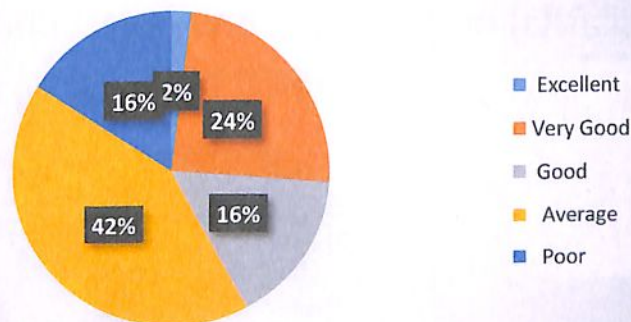
#### 6. Office and non-teaching Staff



#### 7. Hostel Facilities:\*

- Excellent
- Very Good
- Good
- Average
- Poor

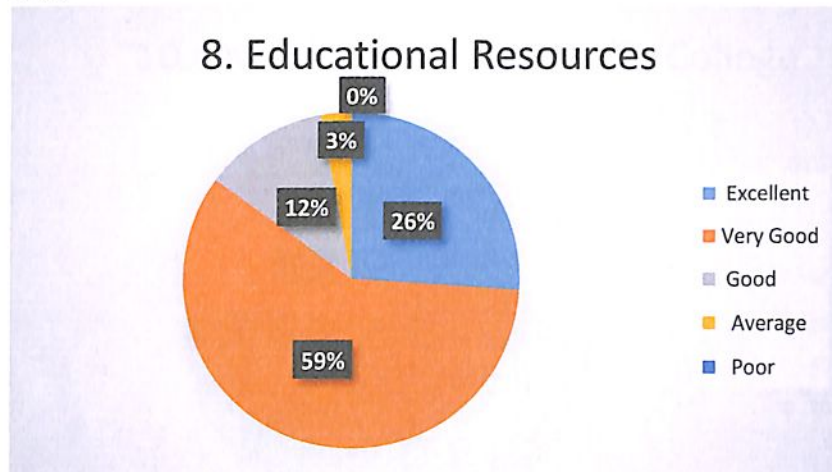
#### 7. Hostel Facilities





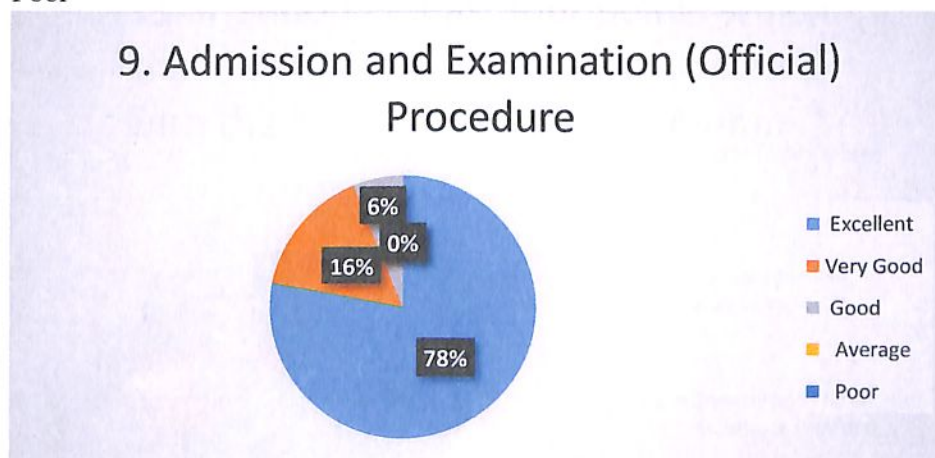
#### 8. Educational Resources:\*

- Excellent
- Very Good
- Good
- Average
- Poor



#### 9. Admission and Examination (Official) Procedure:\*

- Excellent
- Very Good
- Good
- Average
- Poor

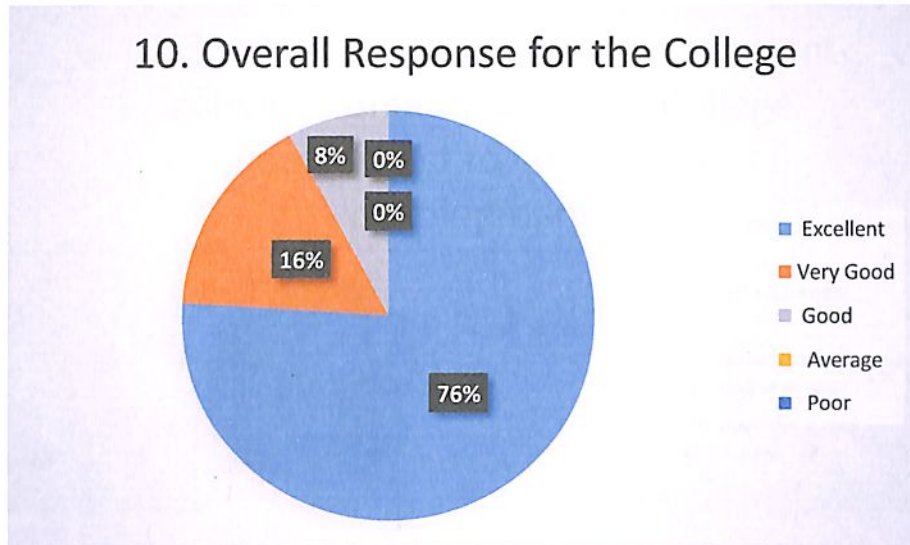






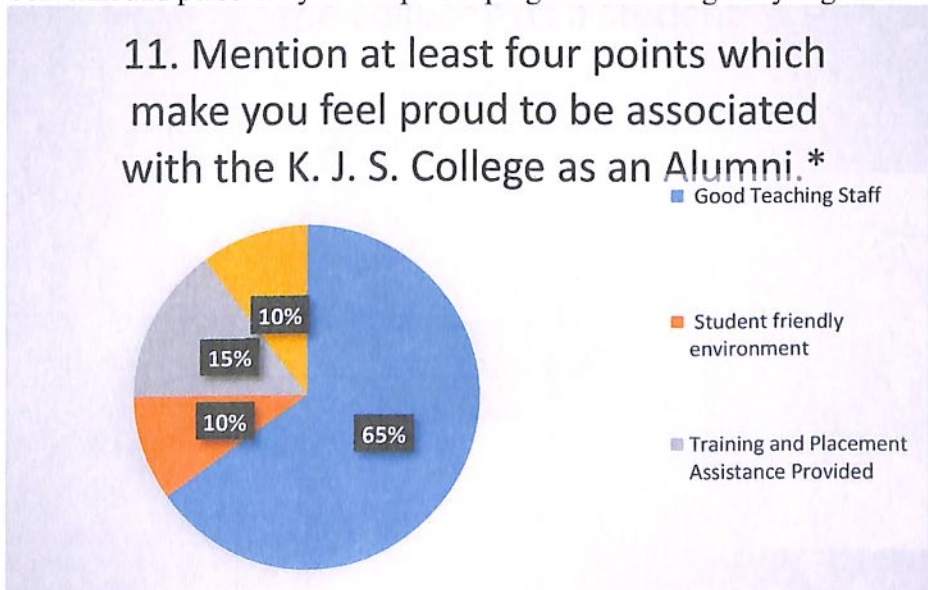
#### 10. Overall Response for the College:\*

- Excellent
- Very Good
- Good
- Average
- Poor



#### 11. Mention at least four points which make you feel proud to be associated with the K. J. S. College as an Alumni.\*

- Good Teaching Staff
- Student friendly environment
- Training and Placement Assistance Provided
- Soft skill and personality development programme are regularly organized

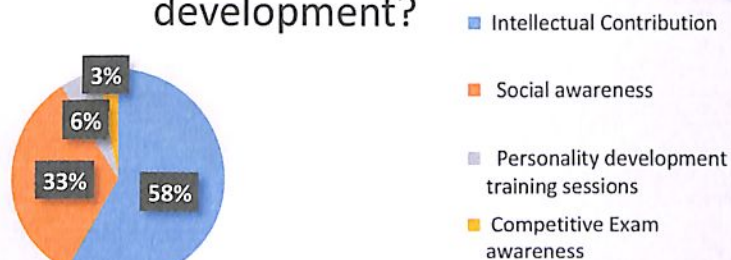




12. In what way have the development activities organized by the College contributed to your overall development?

- Intellectual Contribution
- Social awareness
- Personality development training sessions
- Competitive Exam awareness

12. In what way have the development activities organized by the College contributed to your overall development?

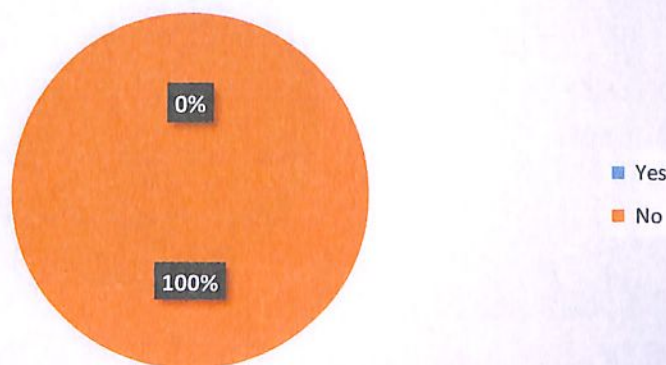


13. Do you have any complaints with the college?

A. As a student:\*

- Yes
- No

13 A Do you have any complaints with the college? As a student

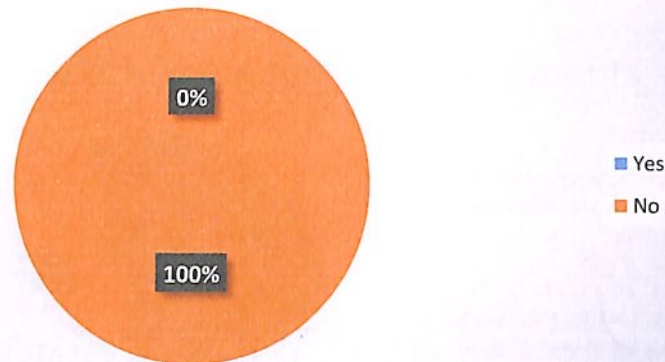




B. As an alumnus:

- Yes
- No

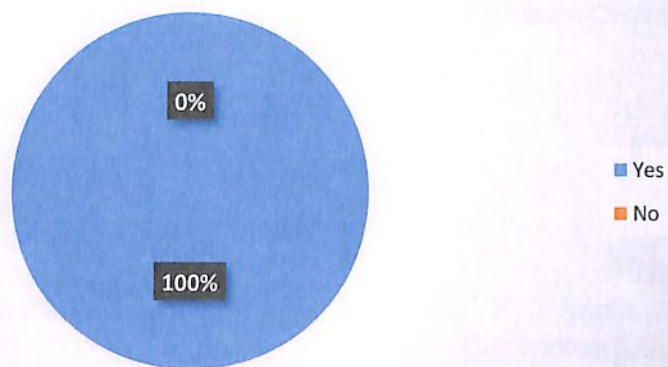
13 B Do you have any complaints with the college? As an alumnus



14. Are you a member of Alumni Association of our College?

- If the answer is 'No' please state the reasons.

14. Are you a member of Alumni Association of our College?

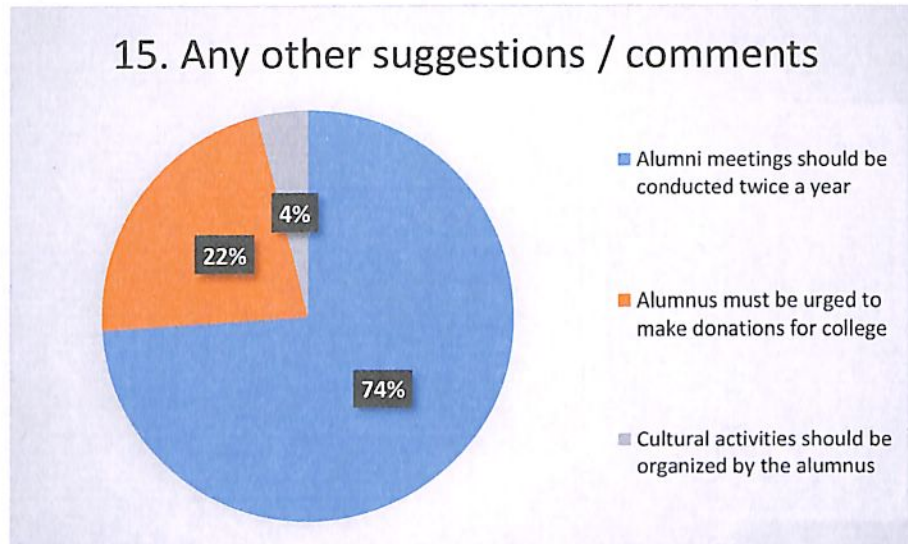






15. Any other suggestions / comments:

- Alumni meetings should be conducted twice a year
- Alumnus must be urged to make donations for college
- Cultural activities should be organized by the alumnus



*Re Ine*  
Chairperson,  
Feedback Committee

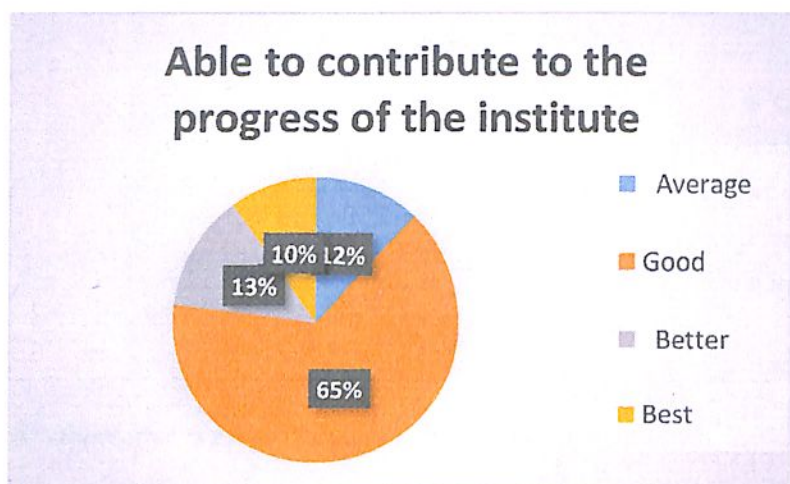
*Qutbaq*  
Coordinator  
IQAC, K. J. Somaiya College  
Kopargaon, Dist. A.Nagar

*Bon*  
Principal  
K. J. Somaiya College of Arts  
Commerce & Science, Kopargaon

## Report on Feedback by the employer for the year 2020-2021

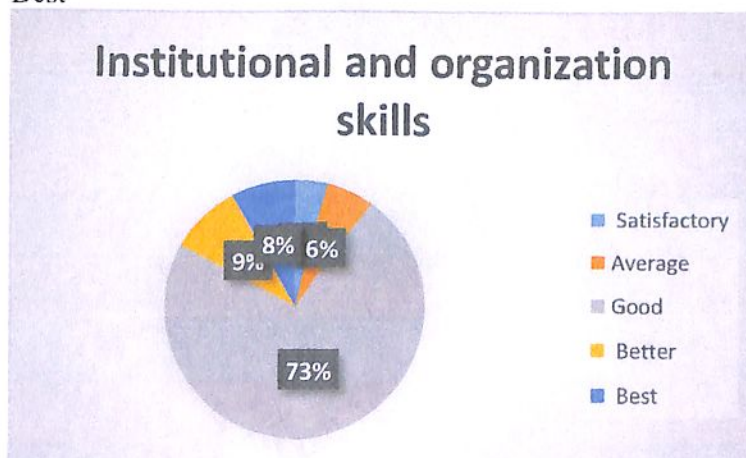
### 1. Able to contribute to the progress of the institute:\*

- Average
- Good
- Better
- Best



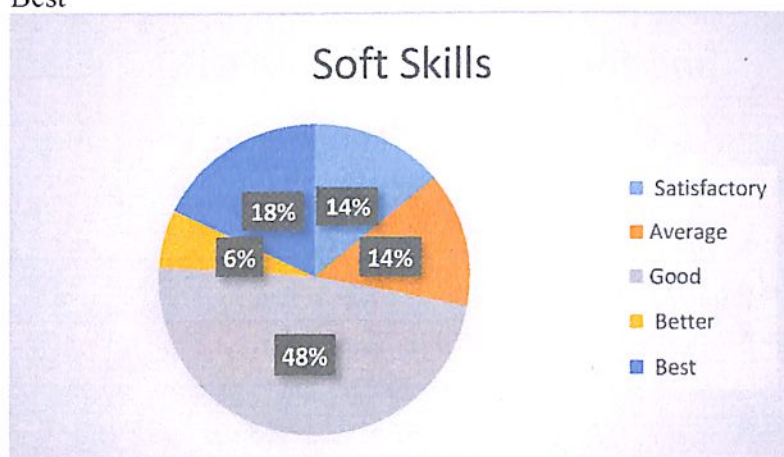
### 2. Institutional and organization skills:\*

- Satisfactory
- Average
- Good
- Better
- Best



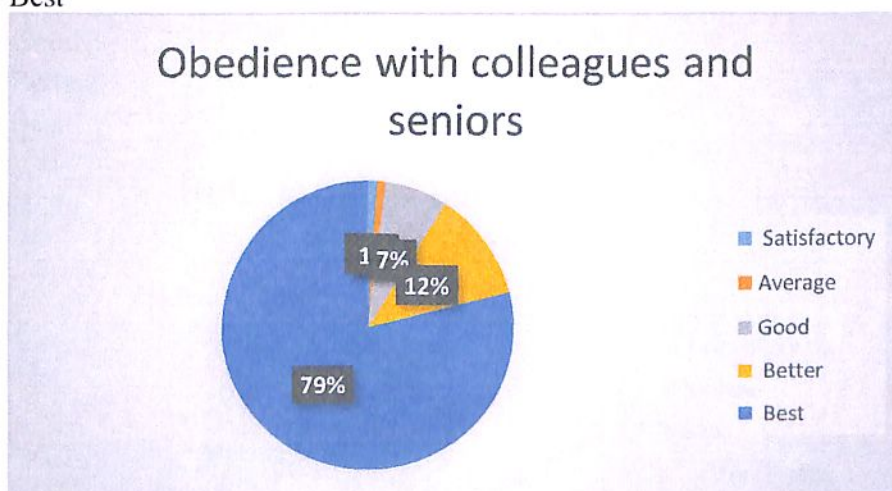
### 3. Soft Skills:\*

- Satisfactory
- Average
- Good
- Better
- Best



### 4. Obedience with colleagues and seniors:\*

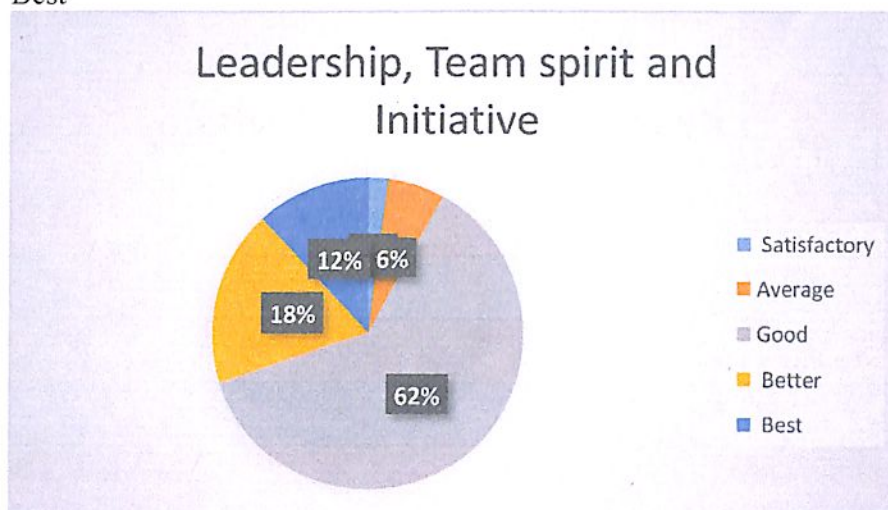
- Satisfactory
- Average
- Good
- Better
- Best





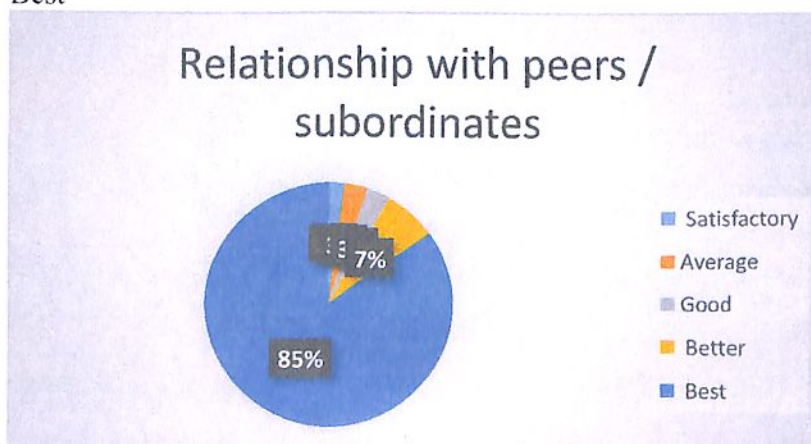
5. Leadership, Team spirit and Initiative:\*

- Satisfactory
- Average
- Good
- Better
- Best



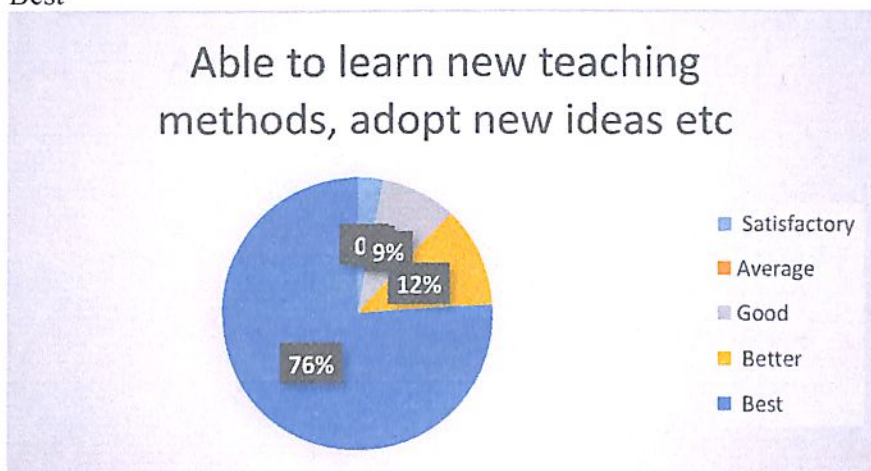
6. Relationship with peers / subordinates:\*

- Satisfactory
- Average
- Good
- Better
- Best



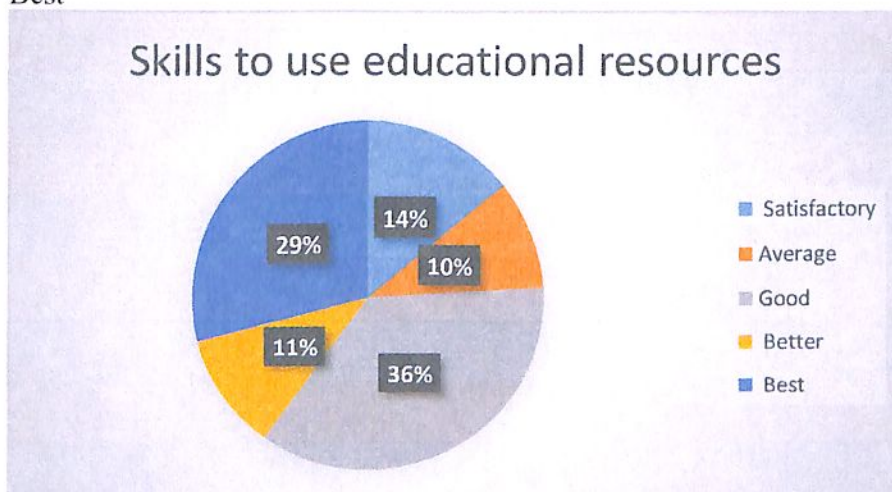
7. Able to learn new teaching methods, adopt new ideas etc.:

- Satisfactory
- Average
- Good
- Better
- Best



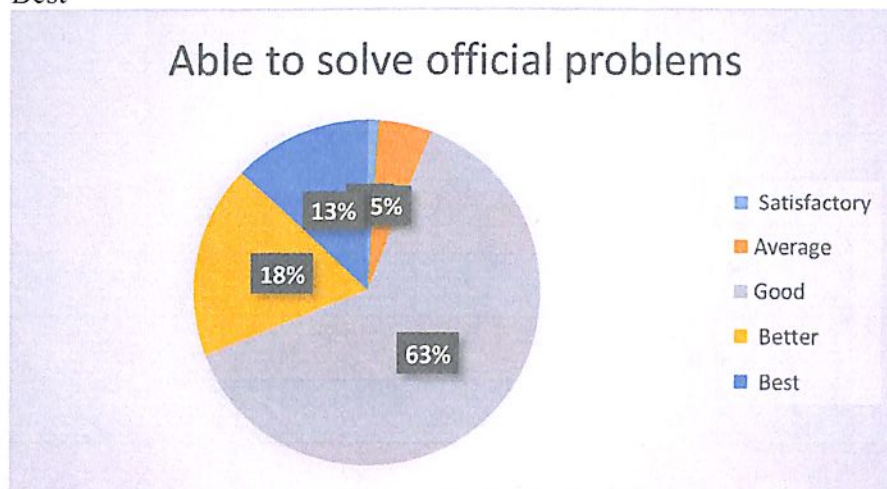
8. Skills to use educational resources.:

- Satisfactory
- Average
- Good
- Better
- Best



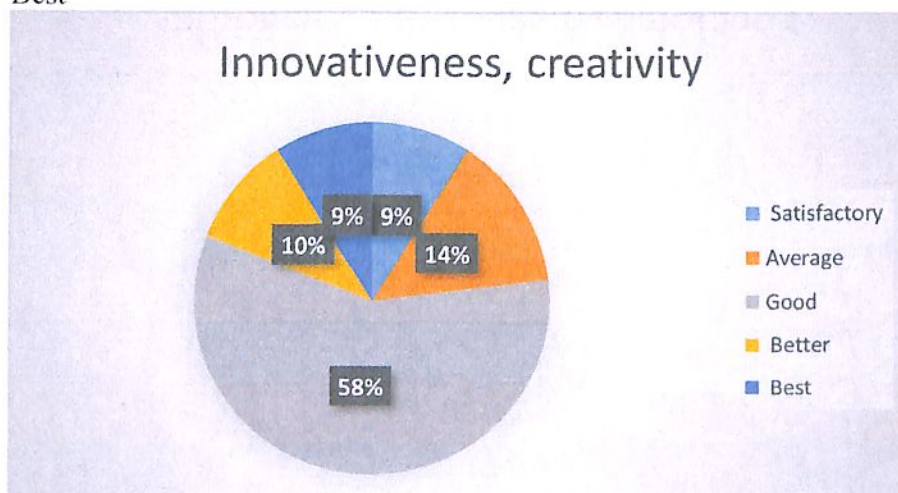
9. Able to solve official problems:\*

- Satisfactory
- Average
- Good
- Better
- Best



10. Innovativeness, creativity:\*

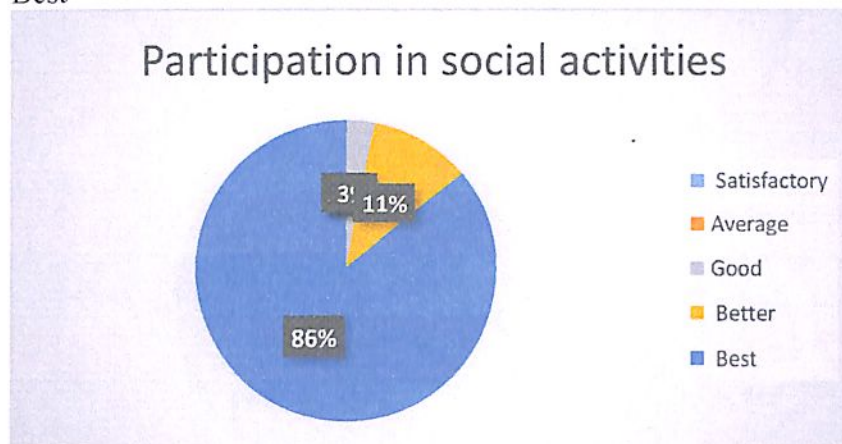
- Satisfactory
- Average
- Good
- Better
- Best





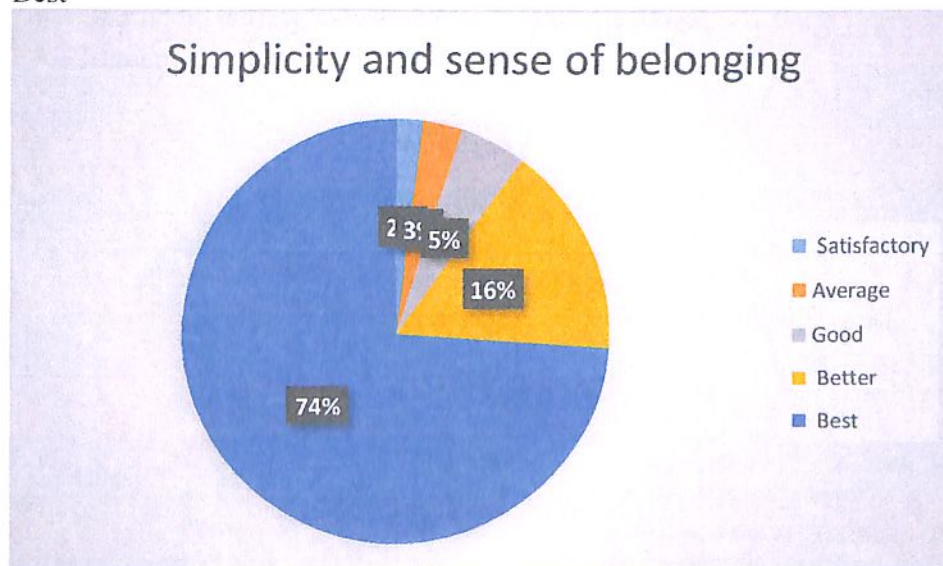
11. Participation in social activities:\*

- Satisfactory
- Average
- Good
- Better
- Best



12. Simplicity and sense of belonging:\*

- Satisfactory
- Average
- Good
- Better
- Best



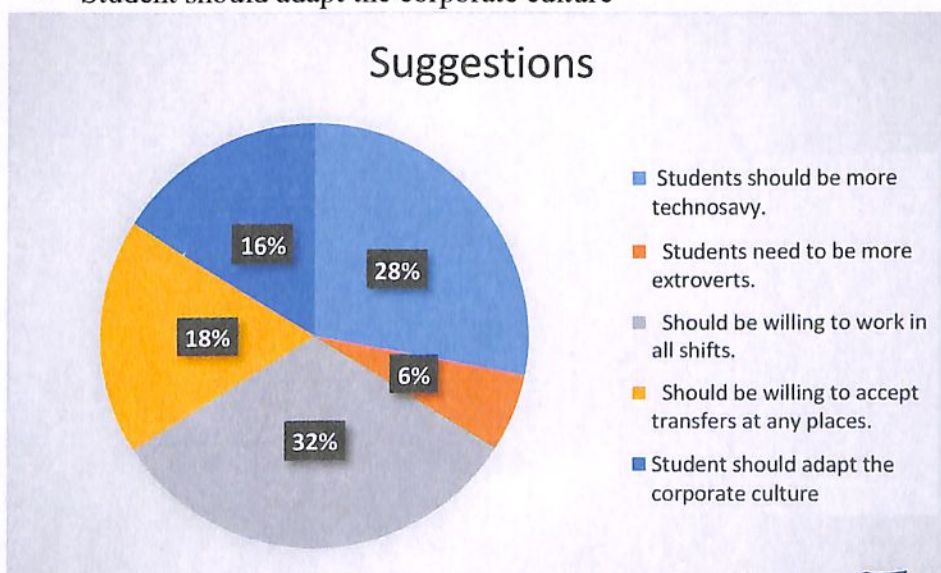
### 13. Respect for values in life:\*

- Satisfactory
- Average
- Good
- Better
- Best



Suggestions if any:

- Students should be more technosavy.
- Students need to be more extroverts.
- Should be willing to work in all shifts.
- Should be willing to accept transfers at any places.
- Student should adapt the corporate culture



*[Signature]*  
Co ordinator  
IQAC, K. J. Somaiya College  
Kopergaon, Dist. A.Nagar

*[Signature]*  
Chairperson,  
Feedback Committee  
**Principal**  
K. J. Somaiya College of Arts  
Commerce & Science, Kopergaon

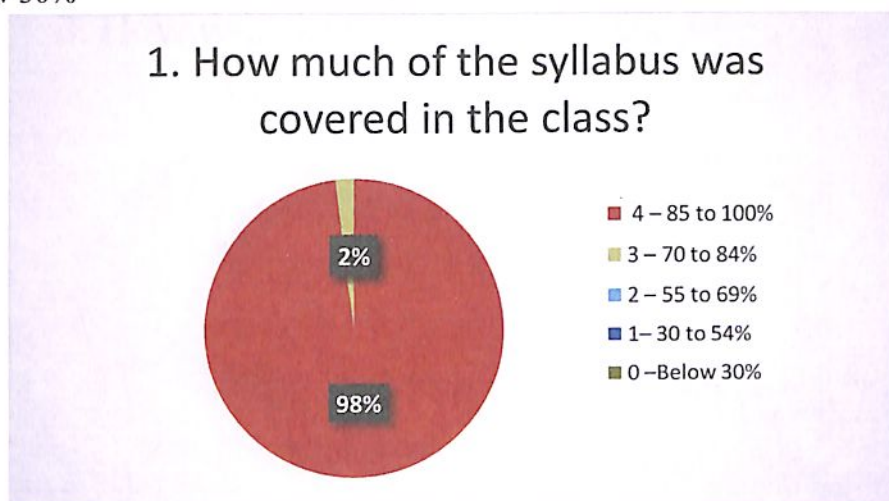




Kopargaon Taluka Education Society's  
**K. J. Somaiya College of Arts, Commerce and Science, Kopargaon**  
**STUDENT FEEDBACK REPORT 2021-22**  
**Student Satisfaction Survey on Teaching Learning Process 2021-2022**

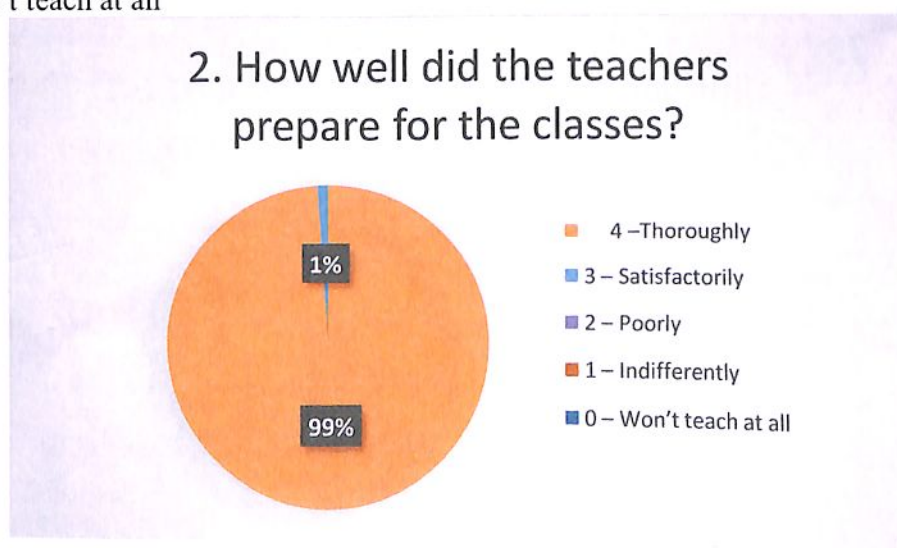
1. How much of the syllabus was covered in the class?

- 4 – 85 to 100%
- 3 – 70 to 84%
- 2 – 55 to 69%
- 1– 30 to 54%
- 0 –Below 30%



2. How well did the teachers prepare for the classes?

- 4 –Thoroughly
- 3 – Satisfactorily
- 2 – Poorly
- 1 – Indifferently
- 0 – Won't teach at all

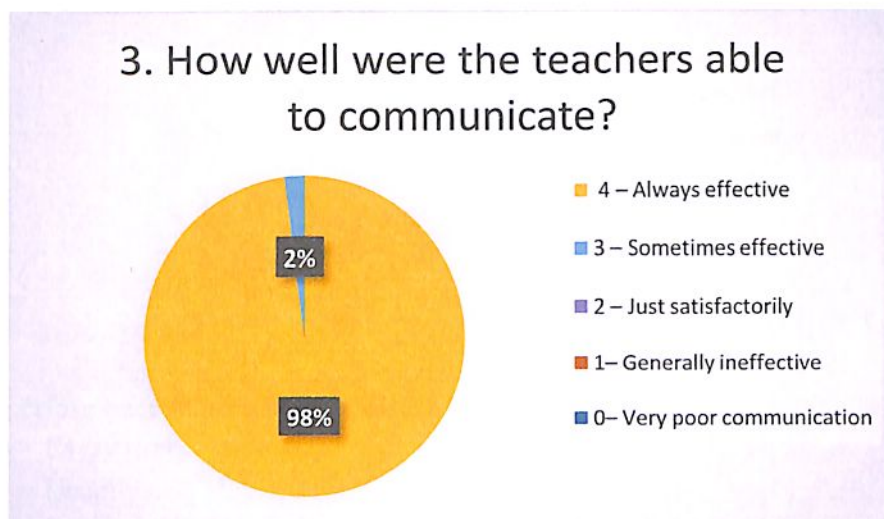







3. How well were the teachers able to communicate?

- 4 – Always effective
- 3 – Sometimes effective
- 2 – Just satisfactorily
- 1 – Generally ineffective
- 0 – Very poor communication



4. The teacher's approach to teaching can best be described as

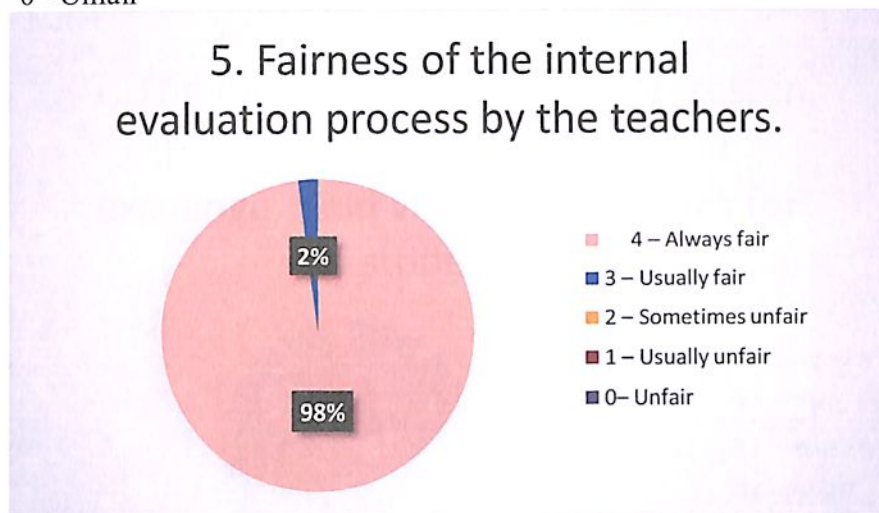
- 4 – Excellent
- 3 – Very good
- 2 – Good
- 1 – Fair
- 0 – Poor





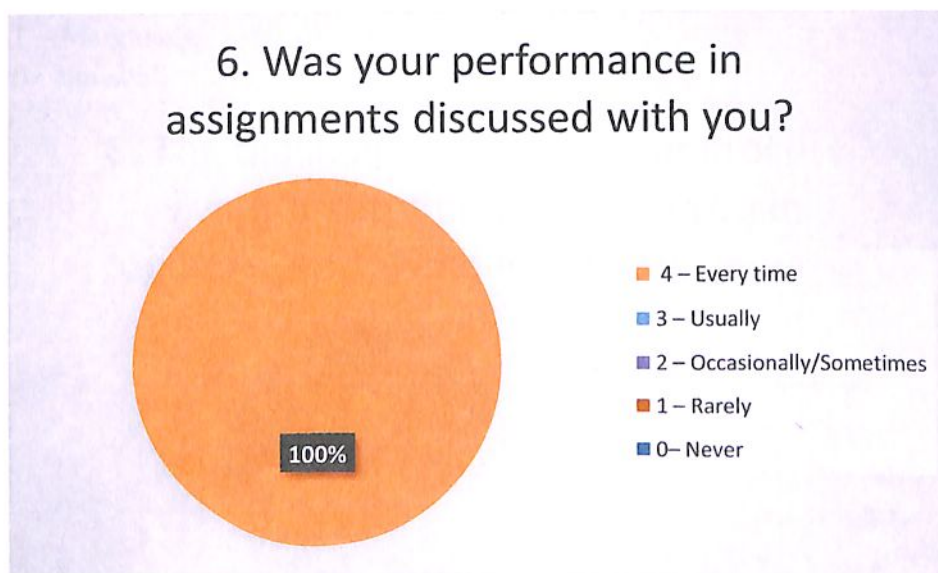
5. Fairness of the internal evaluation process by the teachers.

- 4 – Always fair
- 3 – Usually fair
- 2 – Sometimes unfair
- 1 – Usually unfair
- 0– Unfair



6. Was your performance in assignments discussed with you?

- 4 – Every time
- 3 – Usually
- 2 – Occasionally/Sometimes
- 1 – Rarely
- 0– Never






7. The institute takes active interest in promoting internship, student exchange, field visit opportunities for students.

- 4 – Regularly
- 3 – Often
- 2 – Sometimes
- 1 – Rarely
- 0– Never


7. The institute takes active interest in promoting internship, student exchange, field visit opportunities for students.



8. The teaching and mentoring process in your institution facilitates you in cognitive, social and emotional growth.

- 4 – Significantly
- 3 – Very well
- 2 – Moderately
- 1 – Marginally
- 0– Not at all

8. The teaching and mentoring process in your institution facilitates you in cognitive, social and emotional growth.

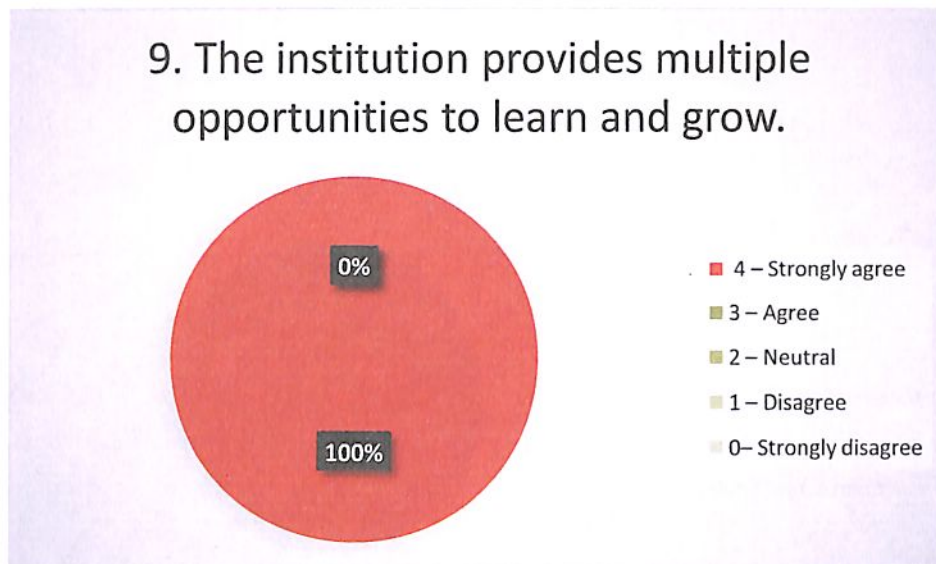






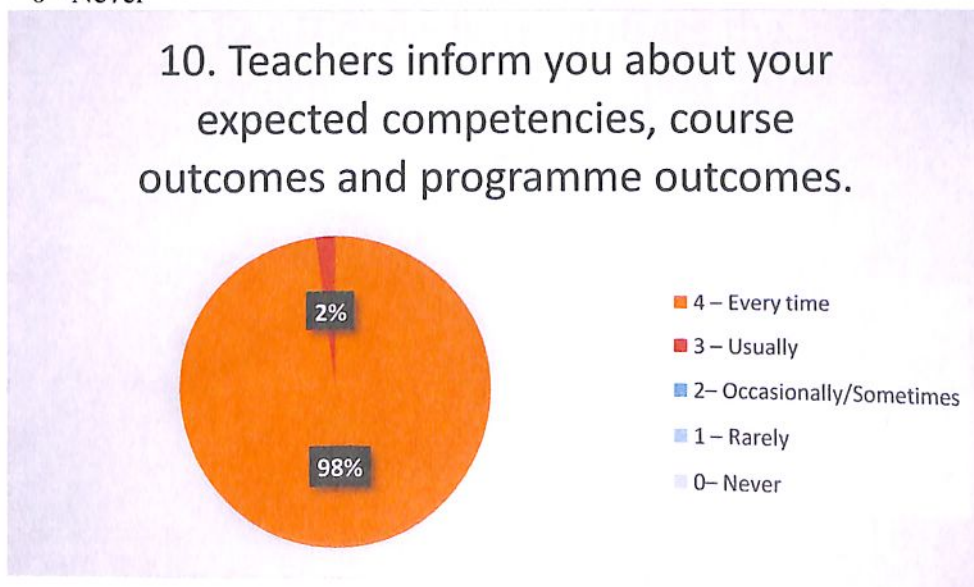
9. The institution provides multiple opportunities to learn and grow.

- 4 – Strongly agree
- 3 – Agree
- 2 – Neutral
- 1 – Disagree
- 0– Strongly disagree



10. Teachers inform you about your expected competencies, course outcomes and programme outcomes.

- 4 – Every time
- 3 – Usually
- 2– Occasionally/Sometimes
- 1 – Rarely
- 0– Never






11. Your mentor does a necessary follow-up with an assigned task to you.

- 4 – Every time
- 3 – Usually
- 2 – Occasionally/Sometimes
- 1 – Rarely
- 0 – I don't have a mentor

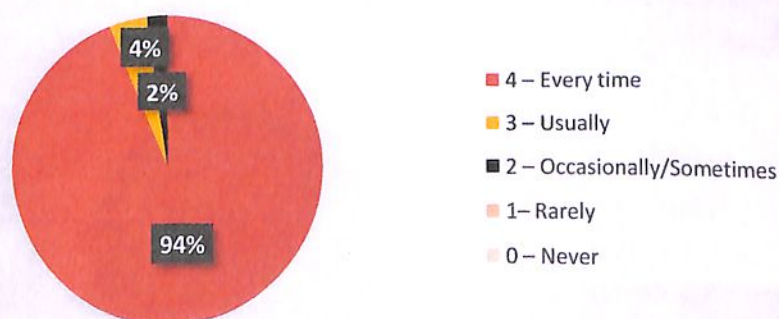
11. Your mentor does a necessary follow-up with an assigned task to you.



12. The teachers illustrate the concepts through examples and applications.

- 4 – Every time
- 3 – Usually
- 2 – Occasionally/Sometimes
- 1 – Rarely
- 0 – Never

12. The teachers illustrate the concepts through examples and applications.




13. The teachers identify your strengths and encourage you with providing right level of challenges.

- 4 – Fully
- 3 – Reasonably
- 2 – Partially
- 1 – Slightly
- 0– Unable to



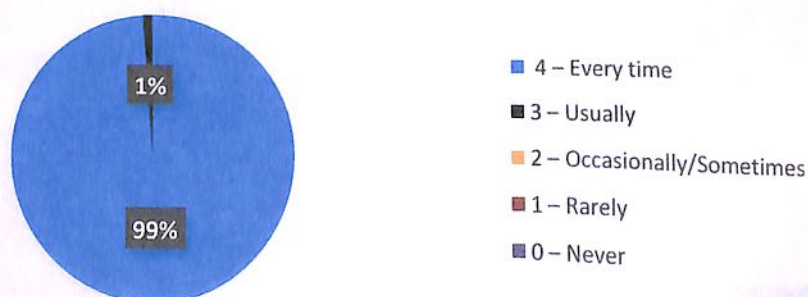
13. The teachers identify your strengths and encourage you with providing right level of challenges.



14. Teachers are able to identify your weaknesses and help you to overcome them.

- 4 – Every time
- 3 – Usually
- 2 – Occasionally/Sometimes
- 1 – Rarely
- 0 – Never

14. Teachers are able to identify your weaknesses and help you to overcome them.





15. The institution makes effort to engage students in the monitoring, review and continuous quality improvement of the teaching learning process.

- 4 – Strongly agree
- 3 – Agree
- 2 – Neutral
- 1 – Disagree
- 0 – Strongly disagree



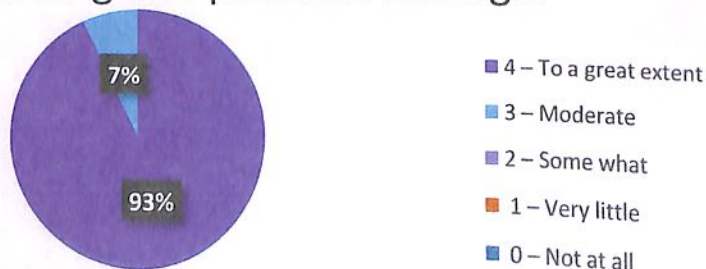
15. The institution makes effort to engage students in the monitoring, review and continuous quality improvement of the teaching...



16. The institute/ teachers use student centric methods, such as experiential learning, participative learning and problem solving methodologies for enhancing learning experiences.

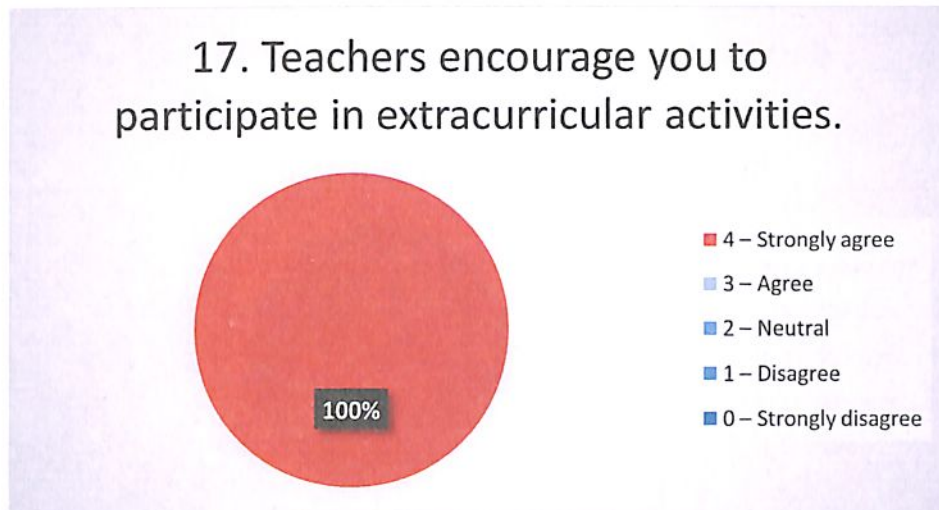
- 4 – To a great extent
- 3 – Moderate
- 2 – Some what
- 1 – Very little
- 0 – Not at all

16. The institute/ teachers use student centric methods, such as experiential learning, participative learning and problem solving...



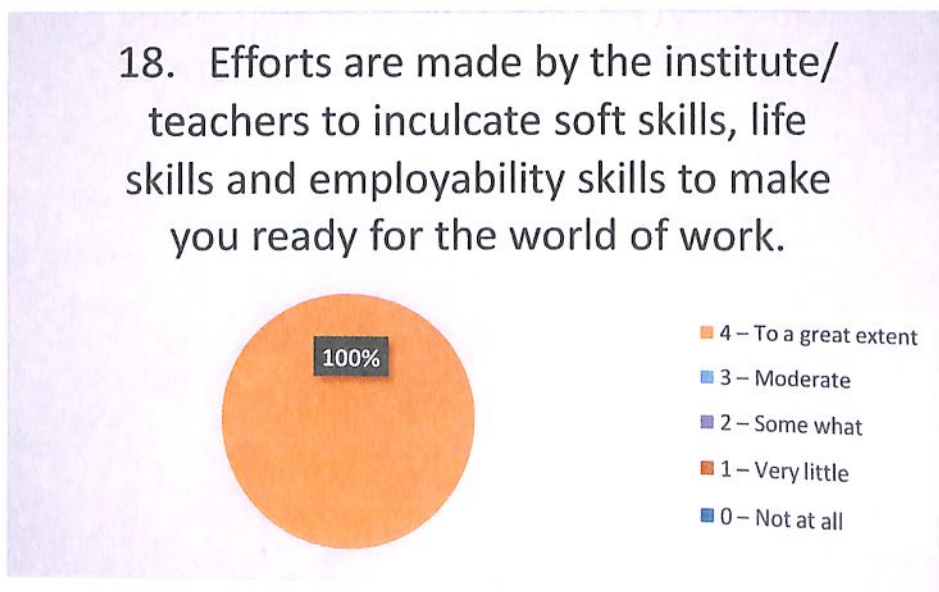
17. Teachers encourage you to participate in extracurricular activities.

- 4 – Strongly agree
- 3 – Agree
- 2 – Neutral
- 1 – Disagree
- 0 – Strongly disagree



18. Efforts are made by the institute/ teachers to inculcate soft skills, life skills and employability skills to make you ready for the world of work.

- 4 – To a great extent
- 3 – Moderate
- 2 – Somewhat
- 1 – Very little
- 0 – Not at all






19. What percentage of teachers use ICT tools such as LCD projector, Multimedia, etc. while teaching.

- 4 – Above 90%
- 3 – 70 – 89%
- 2 – 50 – 69%
- 1 – 30 – 49%
- 0 – Below 29%



19. What percentage of teachers use ICT tools such as LCD projector, Multimedia, etc. while teaching.



- 4 – Above 90%
- 3 – 70 – 89%
- 2 – 50 – 69%
- 1 – 30 – 49%
- 0 – Below 29%

20. The overall quality of teaching-learning process in your institute is very good.

- 4 – Strongly agree
- 3 – Agree
- 2 – Neutral
- 1 – Disagree
- 0 – Strongly disagree

20. The overall quality of teaching-learning process in your institute is very good.



- 4 – Strongly agree
- 3 – Agree
- 2 – Neutral
- 1 – Disagree
- 0 – Strongly disagree

*[Signature]*  
Co ordinator

Report on Student Feedback, 2021-2022  
K. J. Somaiya College  
Kopergaon, Dist. A. Nagar

*[Signature]*  
Chairperson,  
Feedback Committee

*[Signature]*  
Principal  
K. J. Somaiya College of Arts  
Commerce & Science, Kopergaon





Kopergaon Taluka Education Society's

## K. J. Somaiya College of Arts, Commerce & Science, Kopergaon.

### FEEDBACK FORM FOR TEACHER EVALUATION BY STUDENTS IN YEAR 2021-2022

#### TIME SENSE

##### 1] Punctuality in the Class

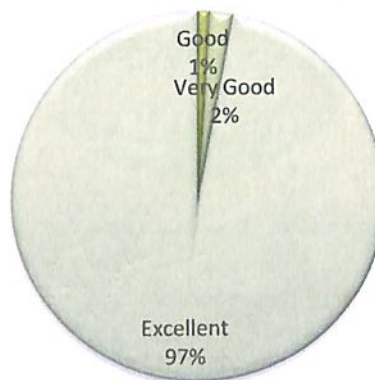
##### Punctuality in the Class



Below Average Average Good Very Good Excellent

##### 2] Regularity in taking Classes

##### Regularity in taking Classes



Below Average Average Good Very Good Excellent



### 3] Students' attendance/ presence in the class of a teacher who is being evaluated

Students' attendance/ presence in the class of  
a teacher who is being evaluated



Below Average   Average   Good   Very Good   Excellent

### 4] Completes syllabus of the course in time

Completes syllabus of the course in time



Below Average   Average   Good   Very Good   Excellent



## 5] Schedules organization of assignments, class tests, quizzes and seminars

Schedules organization of assignments, class test, quizzes and seminars



Below Average Average Good Very Good Excellent

## SUBJECT COMMAND

## 6] Makes alternate arrangement of class in his/her absence

Makes alternate arrangement of class in his/her absence



Below Average Average Good Very Good Excellent





## 7] Focus on Syllabi

### Focus on Syllabi



Below Average Average Good Very Good Excellent

## 8] Self-confidence

### Self-confidence



Below Average Average Good Very Good Excellent



### 9] Communication skills

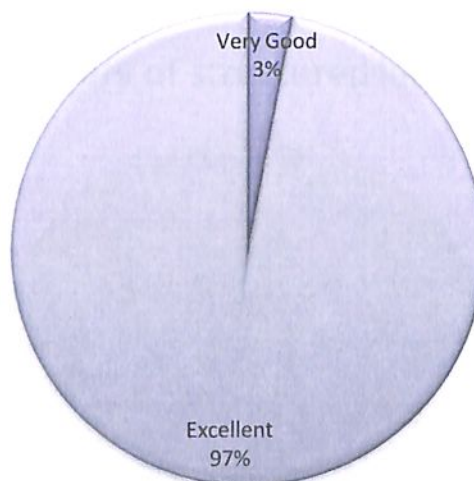
#### Communication skills



■ Below Average ■ Average ■ Good ■ Very Good ■ Excellent

### 10] Conducting the classroom discussions

#### Conducting the classroom discussions

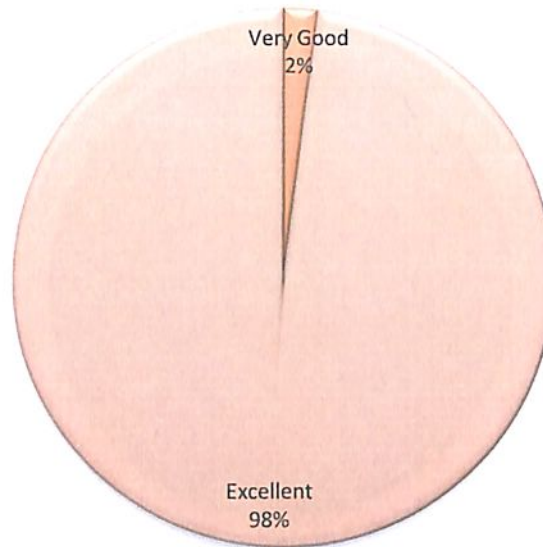


■ Below Average ■ Average ■ Good ■ Very Good ■ Excellent

## 11] Teaching the subject matter




### Teaching the subject matter



Below Average Average Good Very Good Excellent

## 12] Delivery of structured lecture

### Delivery of structured lecture

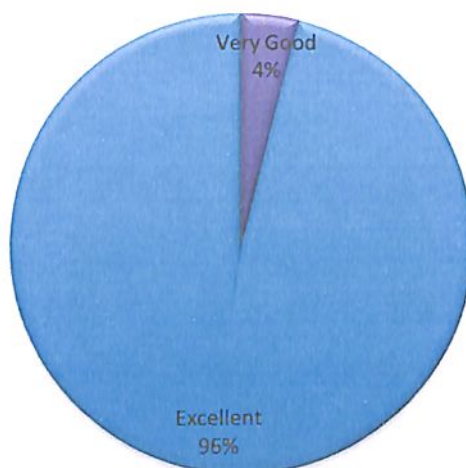


Below Average Average Good Very Good Excellent



### 13] Skill of linking subject to life experience & creating interest in the subject

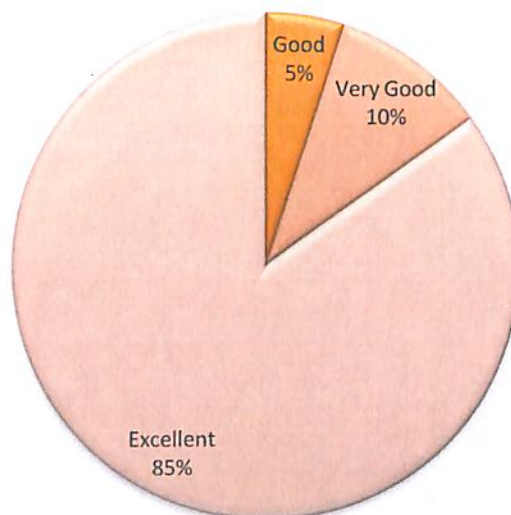
#### Skill of linking subject to life experience & creating interest in the subject



Below Average Average Good Very Good Excellent

### 14] Refers to latest developments in the field

#### Refers to latest developments in the field

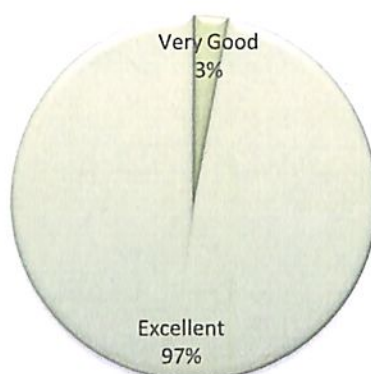


Below Average Average Good Very Good Excellent

## USE OF TEACHING METHODS/TEACHING AIDS

### 15] Uses of teaching aids (OHP/Blackboard /PPT's/ ICT/ Smart Class)

#### Uses of teaching aids (OHP/Blackboard /PPT's/ ICT/ Smart Class)



Below Average   Average   Good   Very Good   Excellent

### 16] Blackboard/Whiteboard work in terms of legibility, visibility and structure

#### Blackboard/Whiteboard work in terms of legibility, visibility and structure

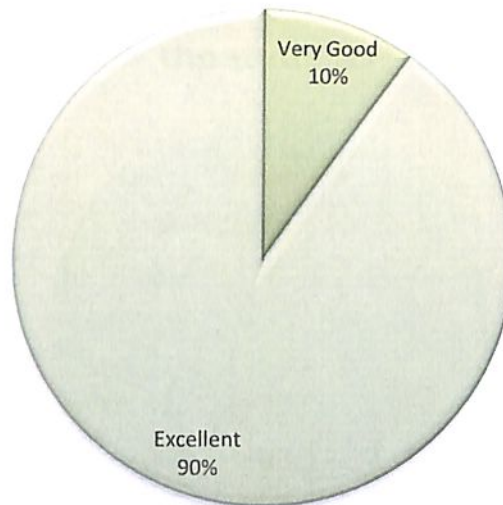


Below Average   Average   Good   Very Good   Excellent

### 17] Uses innovative teaching methods



#### Uses of innovative teaching methods



Below Average   Average   Good   Very Good   Excellent

### 18] Shares the answers of class tests or sessional test questions after the conduct of the class tests/sessional tests.

#### Shares the answers of class tests or sessional test questions after the conduct of the class tests/sessional tests.



Below Average   Average   Good   Very Good   Excellent



**19] Shows the evaluated answer books of class tests to the students**

Shows the evaluated answer books of class tests to the students




Below Average Average Good Very Good Excellent



**20] Makes sure that he/she is being understood**

Makes sure that he/she is being understood



Below Average Average Good Very Good Excellent

*Rebe*  
Chairperson,  
Feedback Committee

*Atcharya*  
Coordinator  
IQAC, K. J. Somaiya College  
Kopergaon, Dist. A.Nagar

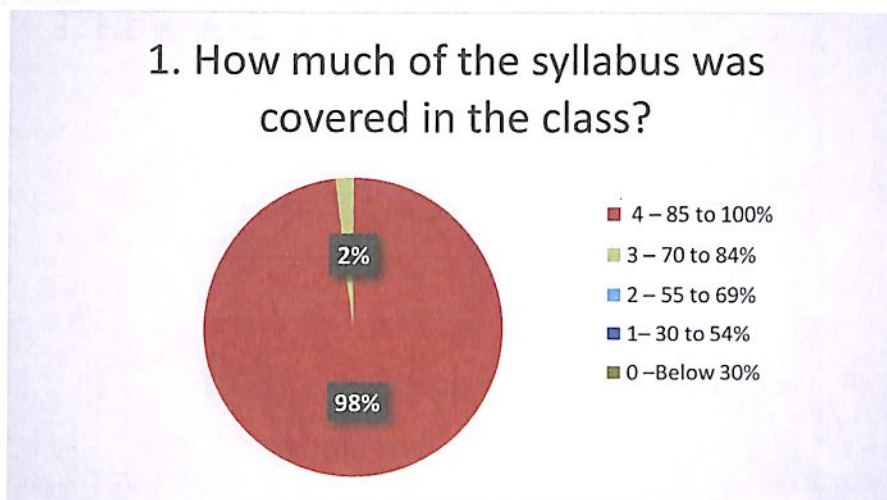
*Pam*  
Principal  
K. J. Somaiya College of Arts  
Commerce & Science, Kopergaon



Kopargaoon Taluka Education Society's  
**K. J. Somaiya College of Arts, Commerce and Science, Kopargaoon**  
**STUDENT FEEDBACK REPORT 2021-22**  
**Student Satisfaction Survey on Teaching Learning Process 2021-2022**

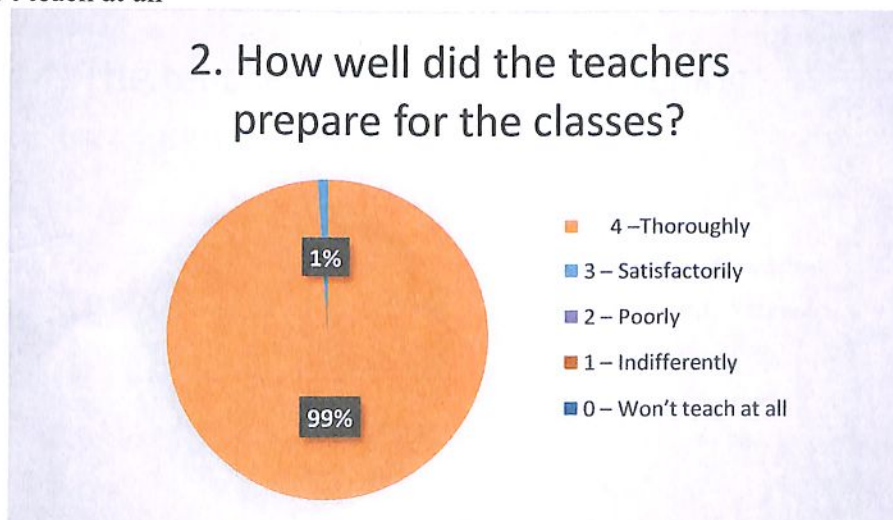
1. How much of the syllabus was covered in the class?

- 4 – 85 to 100%
- 3 – 70 to 84%
- 2 – 55 to 69%
- 1 – 30 to 54%
- 0 – Below 30%



2. How well did the teachers prepare for the classes?

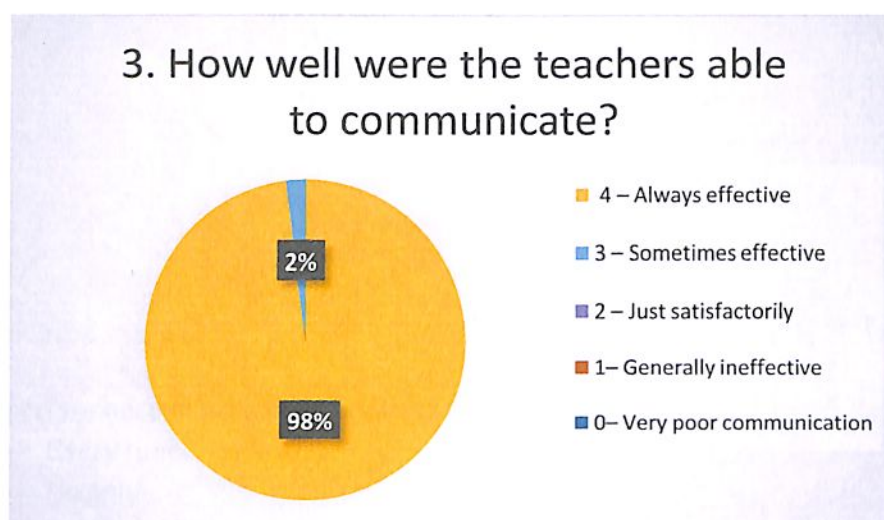
- 4 –Thoroughly
- 3 – Satisfactorily
- 2 – Poorly
- 1 – Indifferently
- 0 – Won't teach at all






3. How well were the teachers able to communicate?

- 4 – Always effective
- 3 – Sometimes effective
- 2 – Just satisfactorily
- 1– Generally ineffective
- 0– Very poor communication



4. The teacher's approach to teaching can best be described as

- 4– Excellent
- 3 – Very good
- 2 – Good
- 1 – Fair
- 0– Poor

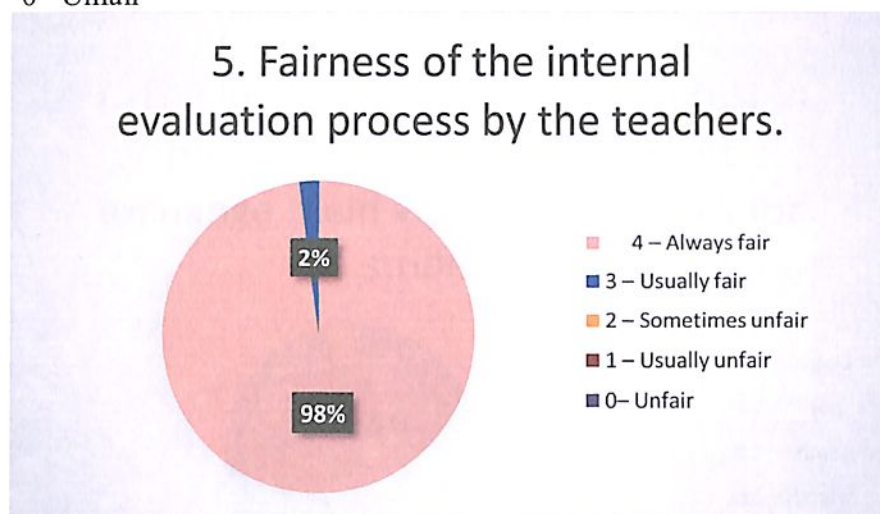






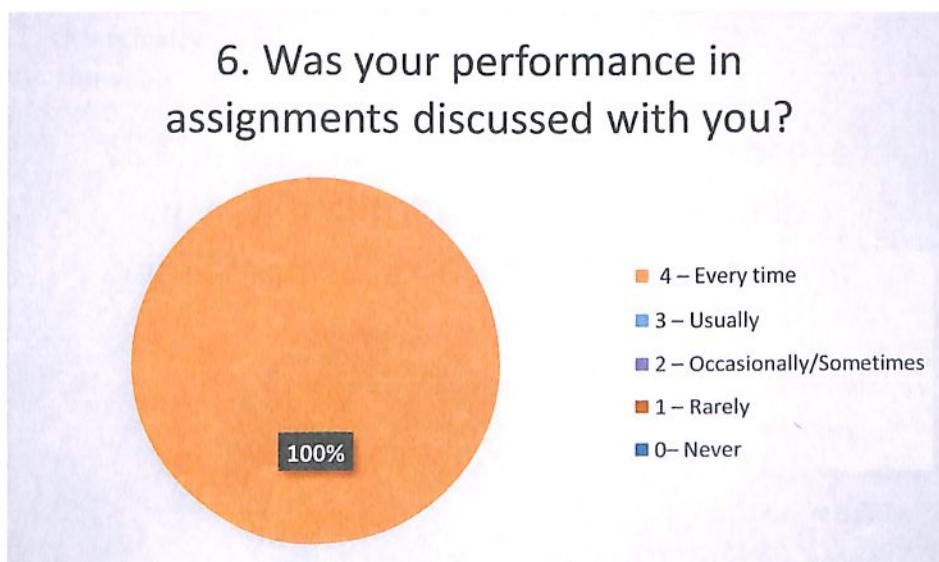
5. Fairness of the internal evaluation process by the teachers.

- 4 – Always fair
- 3 – Usually fair
- 2 – Sometimes unfair
- 1 – Usually unfair
- 0– Unfair



6. Was your performance in assignments discussed with you?

- 4 – Every time
- 3 – Usually
- 2 – Occasionally/Sometimes
- 1 – Rarely
- 0– Never





7. The institute takes active interest in promoting internship, student exchange, field visit opportunities for students.

- 4 – Regularly
- 3 – Often
- 2 – Sometimes
- 1 – Rarely
- 0– Never


7. The institute takes active interest in promoting internship, student exchange, field visit opportunities for students.



8. The teaching and mentoring process in your institution facilitates you in cognitive, social and emotional growth.

- 4 – Significantly
- 3 – Very well
- 2 – Moderately
- 1 – Marginally
- 0– Not at all

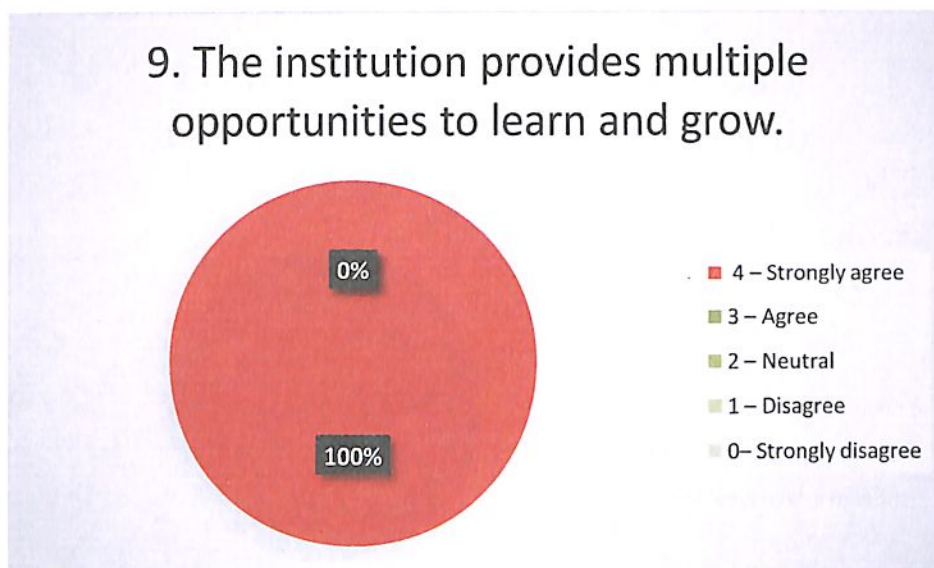
8. The teaching and mentoring process in your institution facilitates you in cognitive, social and emotional growth.





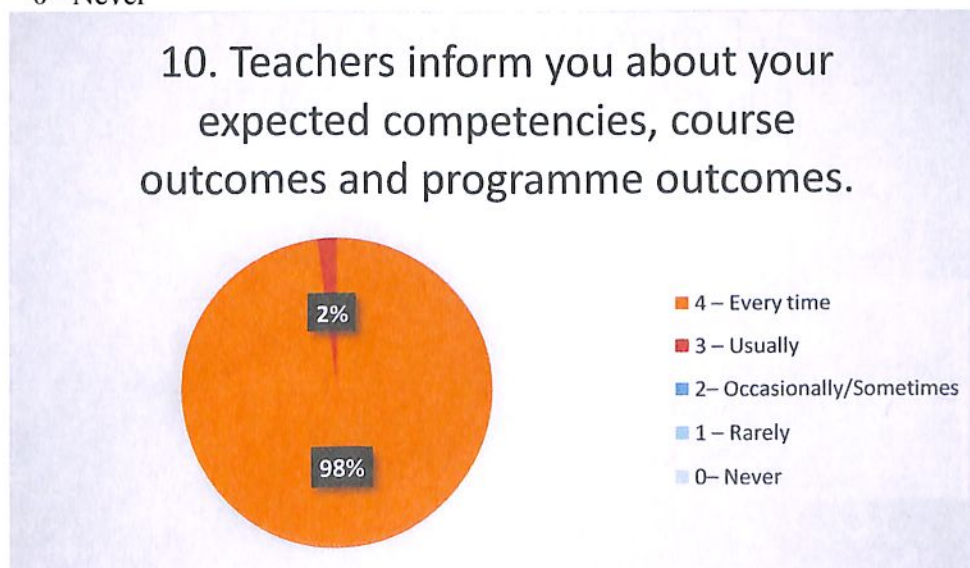
9. The institution provides multiple opportunities to learn and grow.

- 4 – Strongly agree
- 3 – Agree
- 2 – Neutral
- 1 – Disagree
- 0 – Strongly disagree



10. Teachers inform you about your expected competencies, course outcomes and programme outcomes.

- 4 – Every time
- 3 – Usually
- 2 – Occasionally/Sometimes
- 1 – Rarely
- 0 – Never

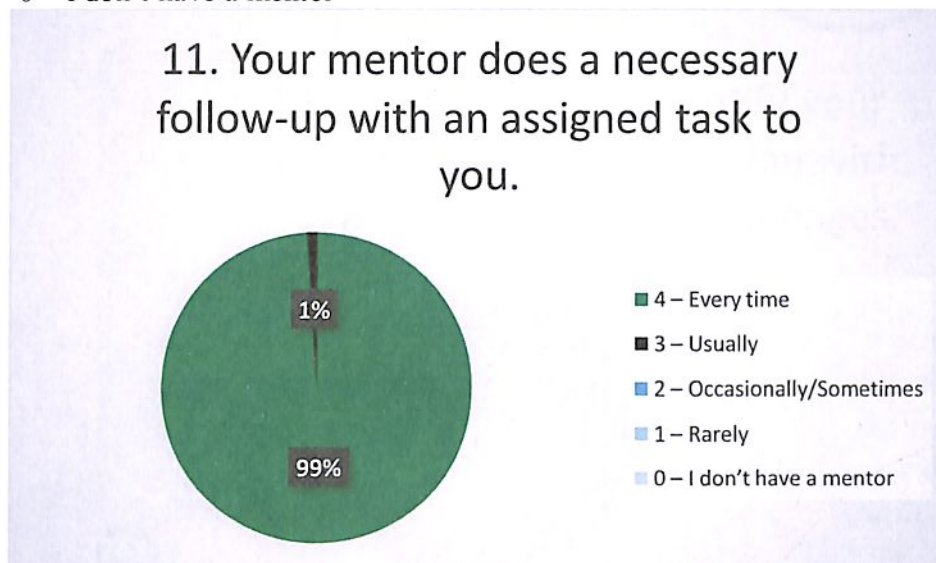






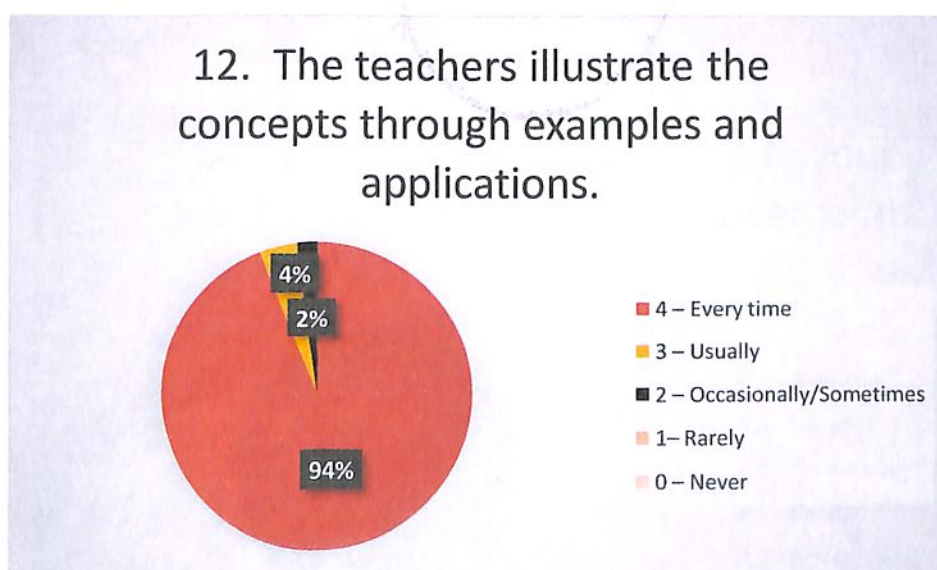
11. Your mentor does a necessary follow-up with an assigned task to you.

- 4 – Every time
- 3 – Usually
- 2 – Occasionally/Sometimes
- 1 – Rarely
- 0 – I don't have a mentor



12. The teachers illustrate the concepts through examples and applications.

- 4 – Every time
- 3 – Usually
- 2 – Occasionally/Sometimes
- 1 – Rarely
- 0 – Never




13. The teachers identify your strengths and encourage you with providing right level of challenges.

- 4 – Fully
- 3 – Reasonably
- 2 – Partially
- 1 – Slightly
- 0– Unable to



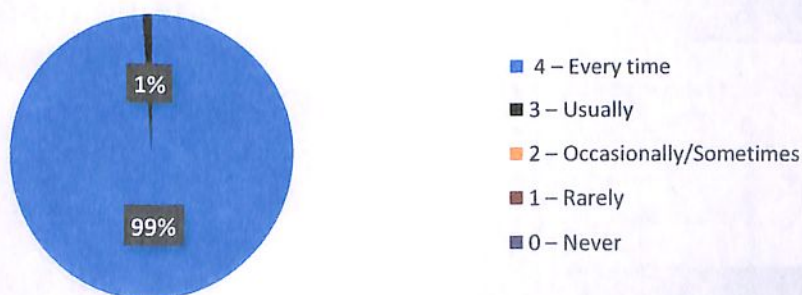
13. The teachers identify your strengths and encourage you with providing right level of challenges.



14. Teachers are able to identify your weaknesses and help you to overcome them.

- 4 – Every time
- 3 – Usually
- 2 – Occasionally/Sometimes
- 1 – Rarely
- 0 – Never

14. Teachers are able to identify your weaknesses and help you to overcome them.



15. The institution makes effort to engage students in the monitoring, review and continuous quality improvement of the teaching learning process.

- 4 – Strongly agree
- 3 – Agree
- 2 – Neutral
- 1 – Disagree
- 0 – Strongly disagree




15. The institution makes effort to engage students in the monitoring, review and continuous quality improvement of the teaching...



16. The institute/ teachers use student centric methods, such as experiential learning, participative learning and problem solving methodologies for enhancing learning experiences.

- 4 – To a great extent
- 3 – Moderate
- 2 – Some what
- 1 – Very little
- 0 – Not at all

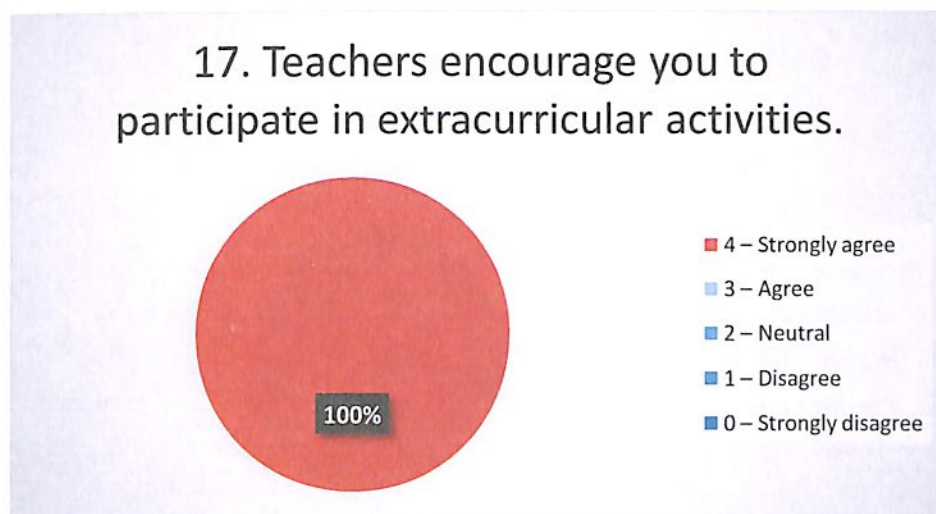
16. The institute/ teachers use student centric methods, such as experiential learning, participative learning and problem solving...





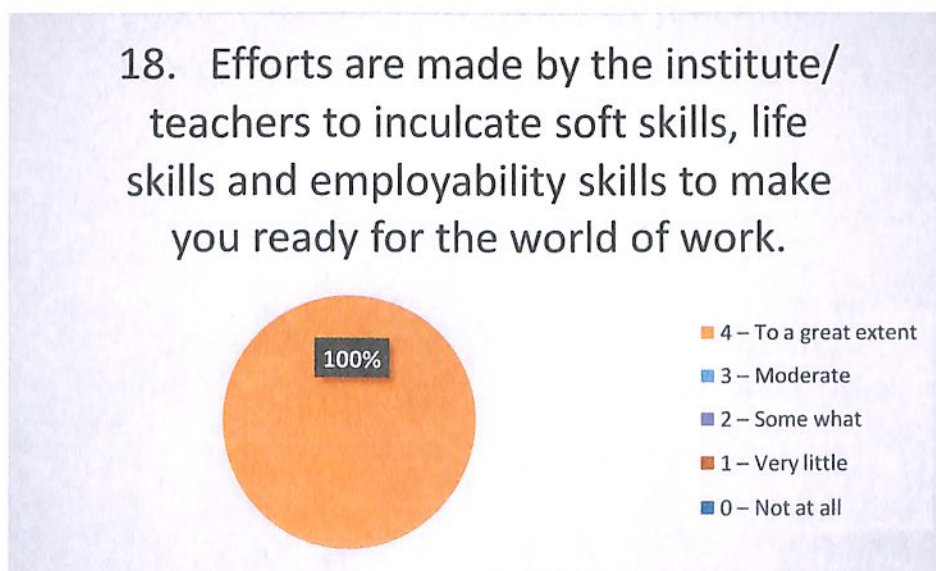
17. Teachers encourage you to participate in extracurricular activities.

- 4 – Strongly agree
- 3 – Agree
- 2 – Neutral
- 1 – Disagree
- 0 – Strongly disagree



18. Efforts are made by the institute/ teachers to inculcate soft skills, life skills and employability skills to make you ready for the world of work.

- 4 – To a great extent
- 3 – Moderate
- 2 – Somewhat
- 1 – Very little
- 0 – Not at all




19. What percentage of teachers use ICT tools such as LCD projector, Multimedia, etc. while teaching.

- 4 – Above 90%
- 3 – 70 – 89%
- 2 – 50 – 69%
- 1 – 30 – 49%
- 0 – Below 29%



19. What percentage of teachers use ICT tools such as LCD projector, Multimedia, etc. while teaching.




- 4 – Above 90%
- 3 – 70 – 89%
- 2 – 50 – 69%
- 1 – 30 – 49%
- 0 – Below 29%

20. The overall quality of teaching-learning process in your institute is very good.

- 4 – Strongly agree
- 3 – Agree
- 2 – Neutral
- 1 – Disagree
- 0 – Strongly disagree

20. The overall quality of teaching-learning process in your institute is very good.



- 4 – Strongly agree
- 3 – Agree
- 2 – Neutral
- 1 – Disagree
- 0 – Strongly disagree

*Re. He*  
Chairperson,  
Feedback Committee

*[Signature]*  
Co ordinator



Kopergaon Taluka Education Society's  
**K. J. Somaiya College of Arts, Commerce & Science, Kopergaon**

**Parents Feedback Report for the year 2021-2022**

Chairman of the Committee	:	Dr. B. S. Yadav
Member	:	Dr. R. K. Kolhe
Member	:	Dr. B. S. Gaikwad
Member	:	Dr. R. B. Talware
Member	:	Dr. S. L. Argade



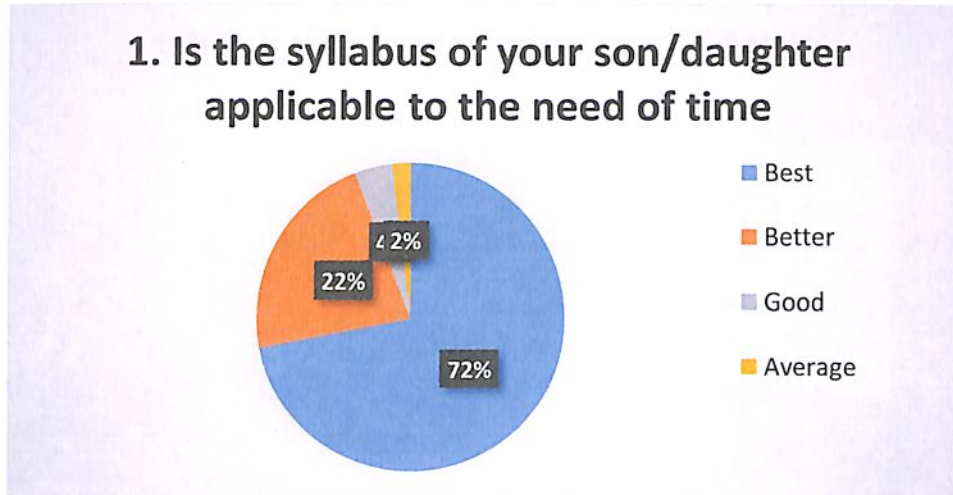




## Report of Feedback from the Parents for year of 2020-2021

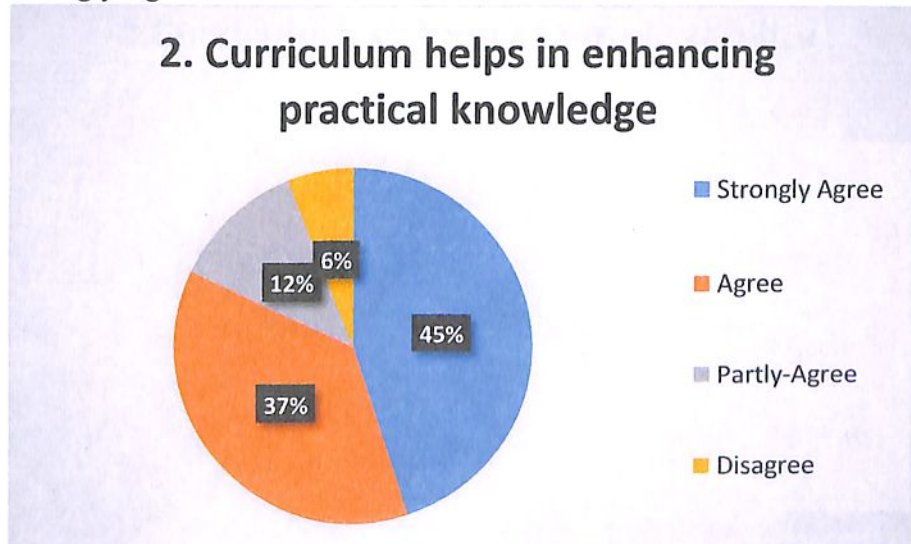
### 1. Is the syllabus of your son/daughter applicable to the need of time? \*

- Average
- Good
- Better
- Best



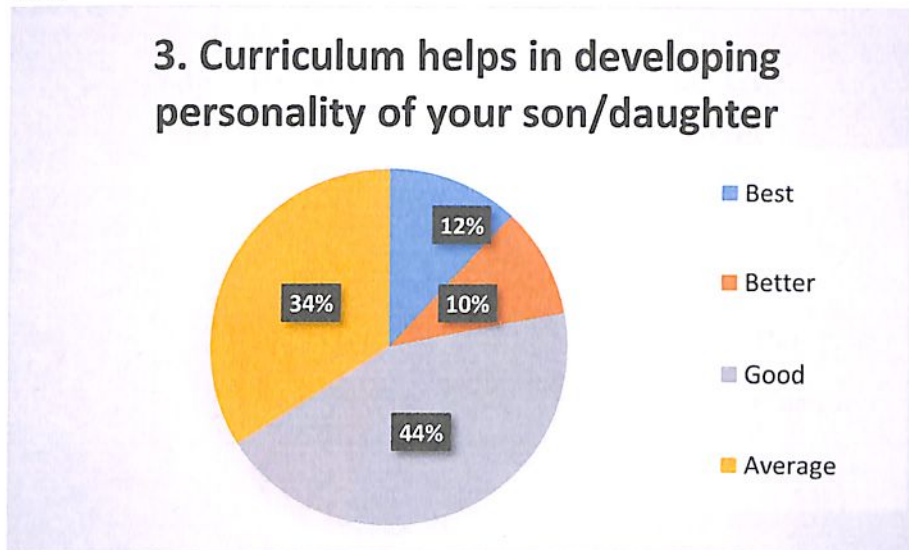
### 2. Curriculum helps in enhancing practical knowledge. \*

- Disagree
- Partly- Agree
- Agree
- Strongly Agree



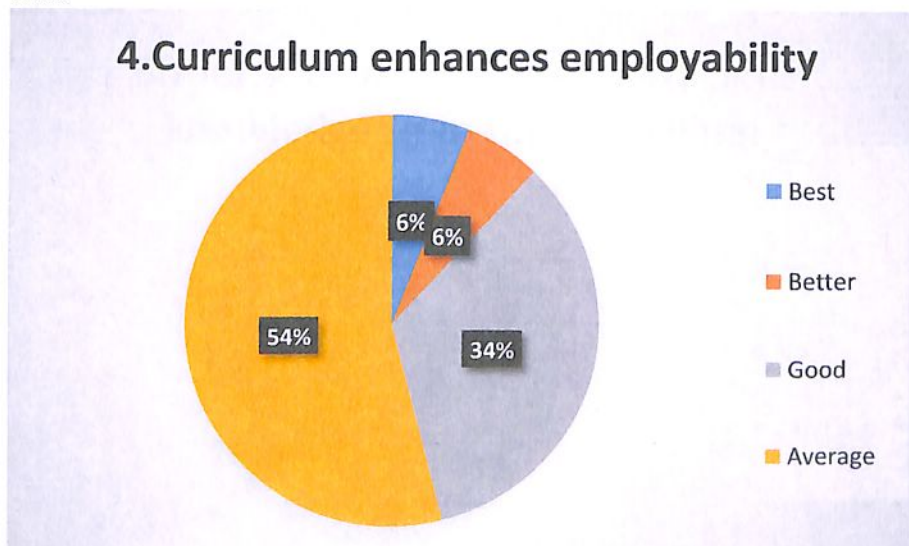
### 3. Curriculum helps in developing personality of your son/daughter. \*

- Average
- Good
- Better
- Best



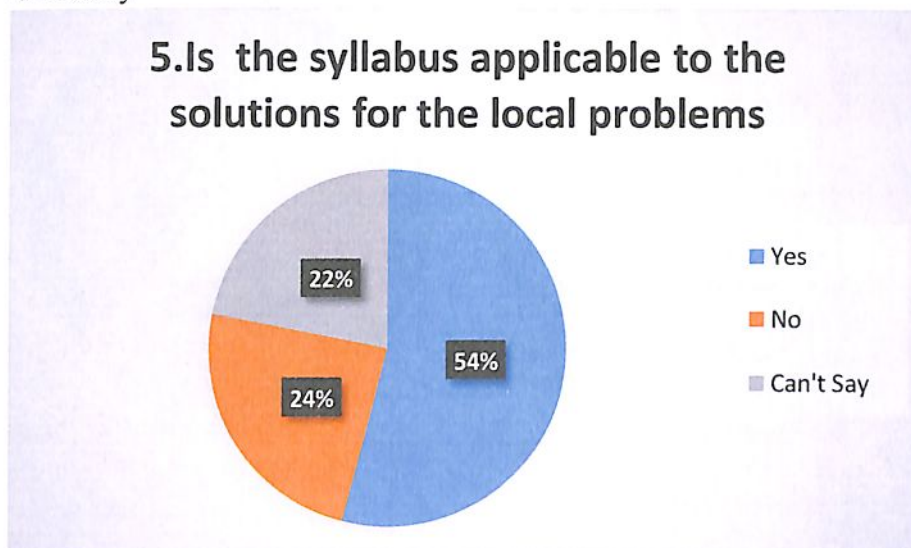
### 4. Curriculum enhances employability.\*

- Average
- Good
- Better
- Best




**5. Is the syllabus applicable to the solutions for the local problems?\***

- Yes
- No
- Can't Say



**6. Your son/daughter gets sufficient knowledge from the curriculum.\***

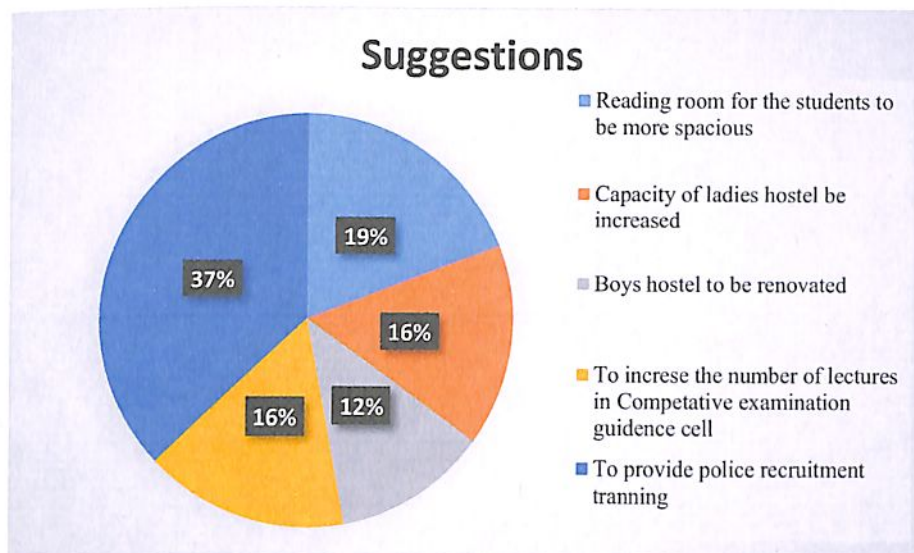
- Yes
- No
- Can't Say








Suggestions if any:



  
Co ordinator  
IQAC, K. J. Somaiya College  
Kopargaon, Dist. A.Nagar

  
Chairperson,  
Feedback Committee

  
**Principal**  
K. J. Somaiya College of Arts  
Commerce & Science, Kopargaon



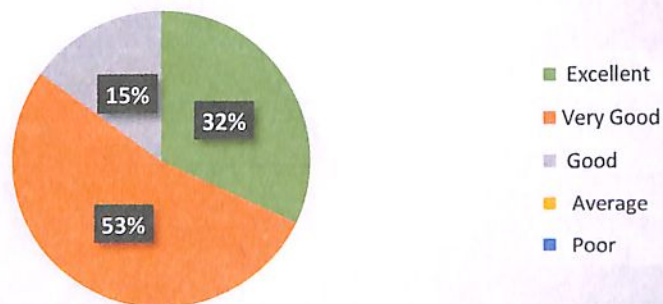
**Kopargaon Taluka Education Society's  
K. J. Somaiya College of Arts, Commerce & Science, Kopargaon**

**Feedback analysis report from Alumni 2021-2022**

1. Response on the courses that you have learnt in the college regarding to your recent job / occupation.\*

- Excellent
- Very Good
- Good
- Average
- Poor

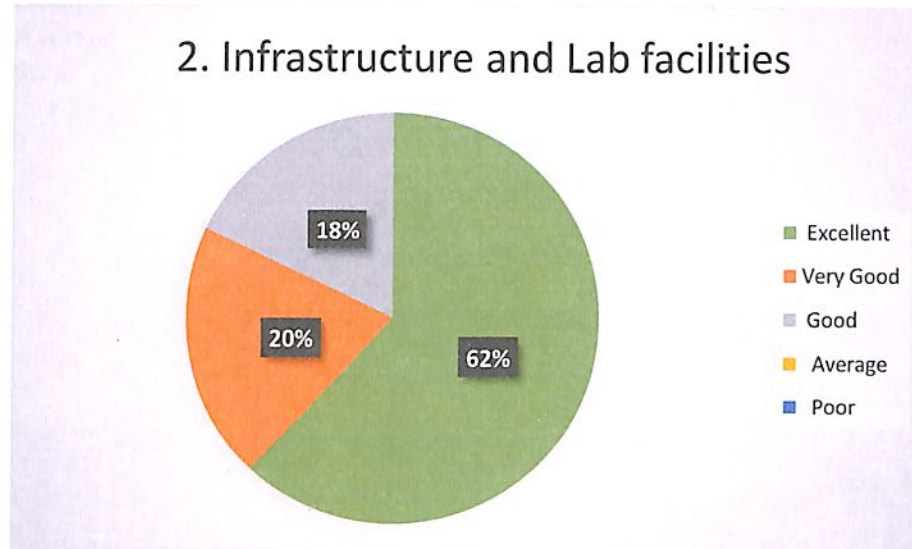
1. Response on the courses that you have learnt in the college regarding to your recent job / occupation.





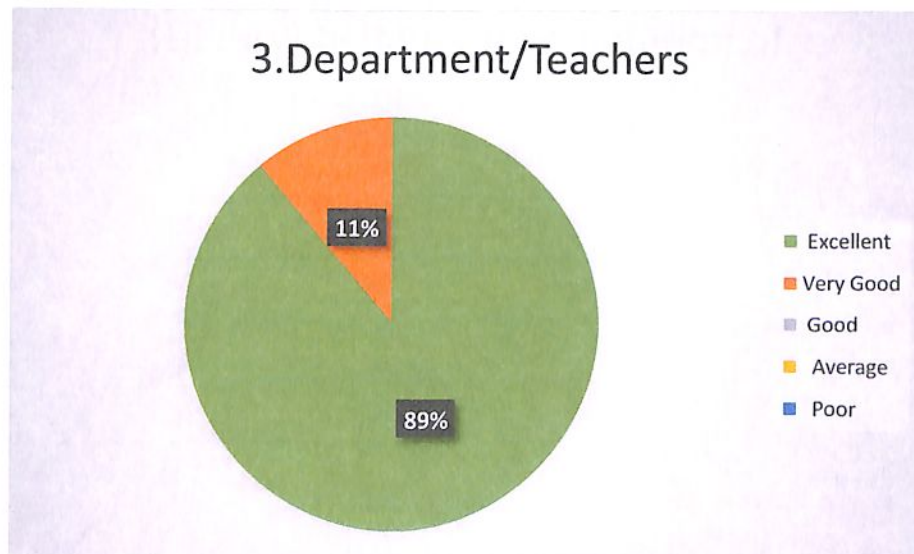
## 2. Infrastructure and Lab facilities: \*

- Excellent
- Very Good
- Good
- Average
- Poor



## 3. Department/Teachers:\*

- Excellent
- Very Good
- Good
- Average
- Poor

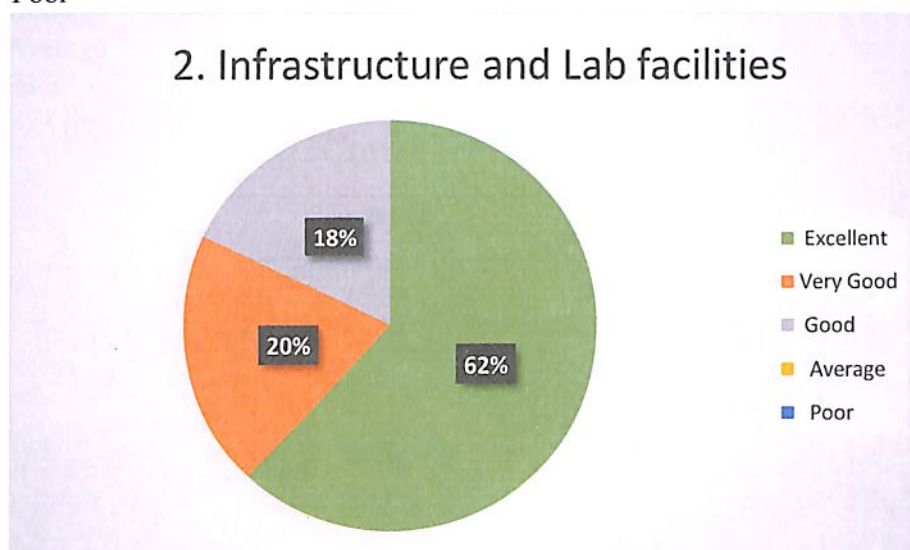






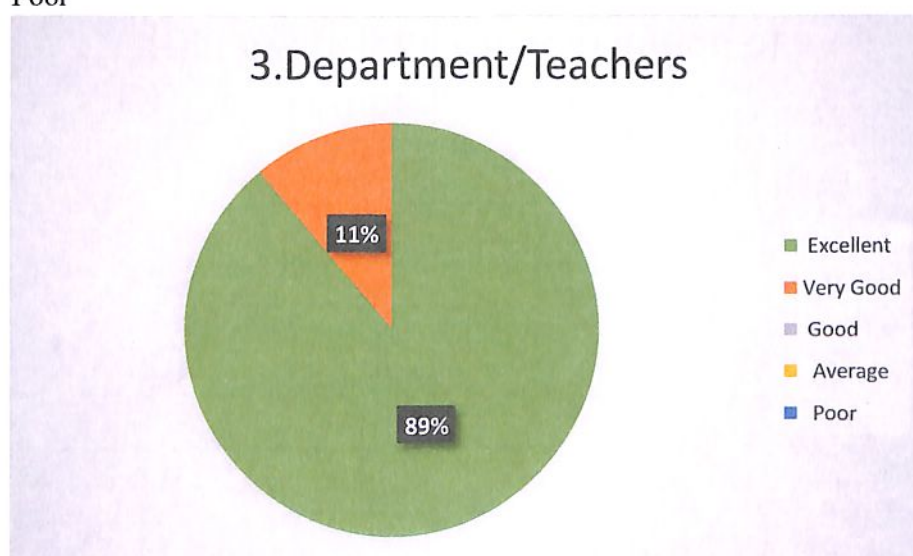
## 2. Infrastructure and Lab facilities: \*

- Excellent
- Very Good
- Good
- Average
- Poor



## 3. Department/Teachers:\*

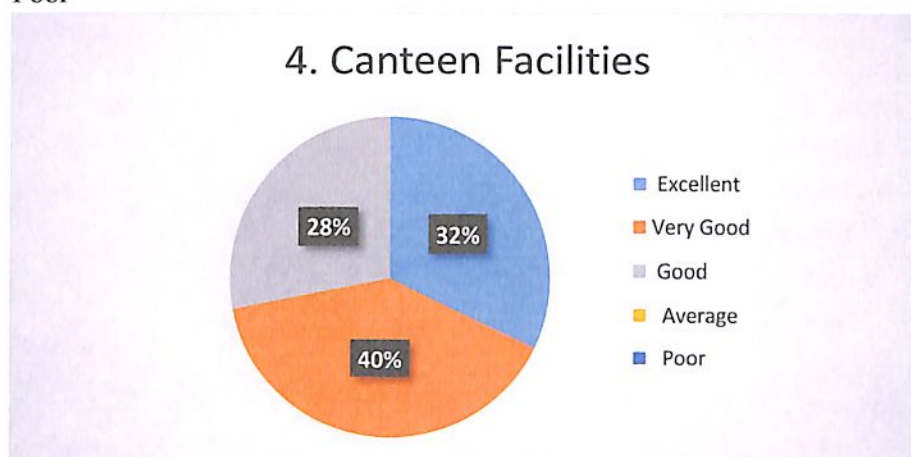
- Excellent
- Very Good
- Good
- Average
- Poor





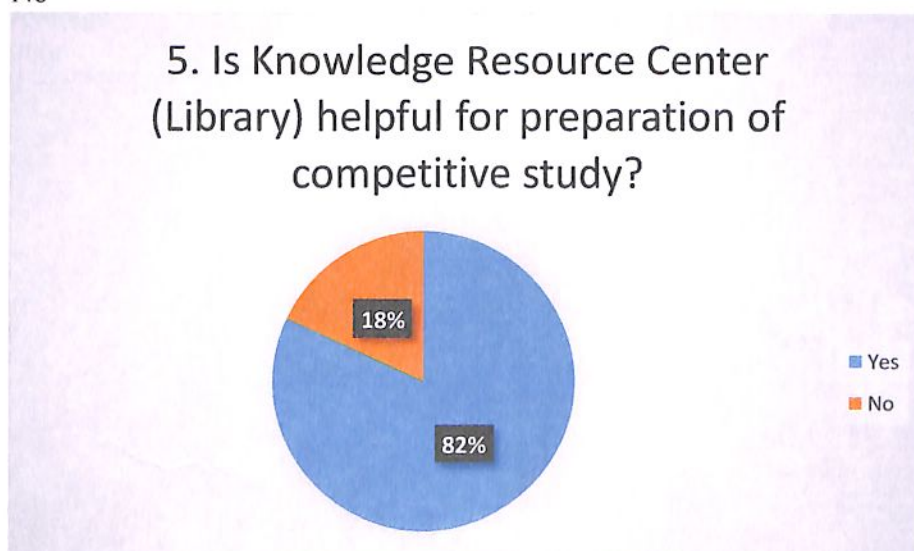
#### 4. Canteen Facilities:\*

- Excellent
- Very Good
- Good
- Average
- Poor



#### 5. Is Knowledge Resource Center (Library) helpful for preparation of competitive study?\*

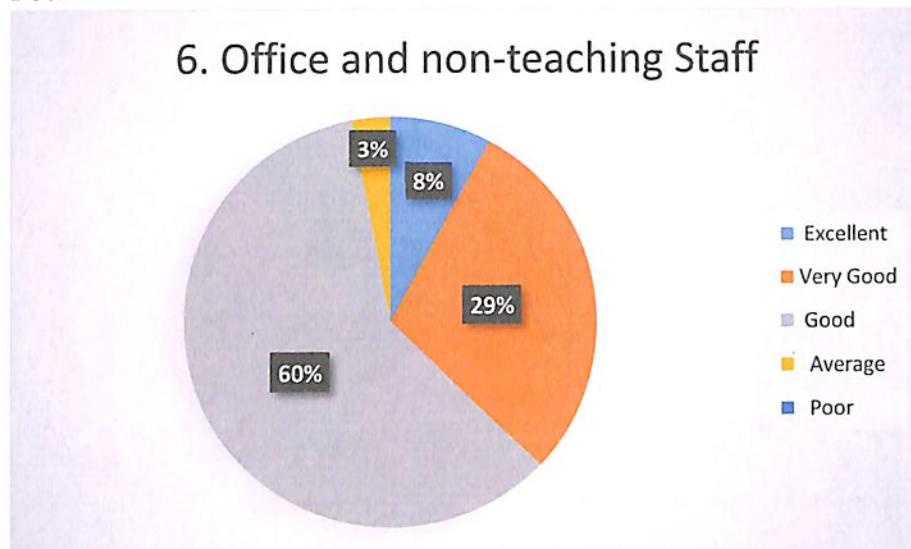
- Yes
- No





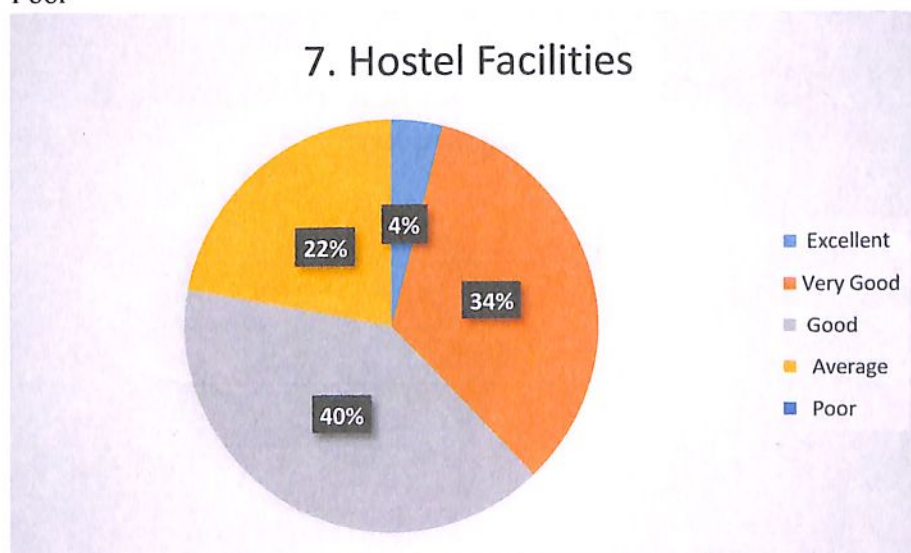
#### 6. Office and non-teaching Staff:\*

- Excellent
- Very Good
- Good
- Average
- Poor



#### 7. Hostel Facilities:\*

- Excellent
- Very Good
- Good
- Average
- Poor

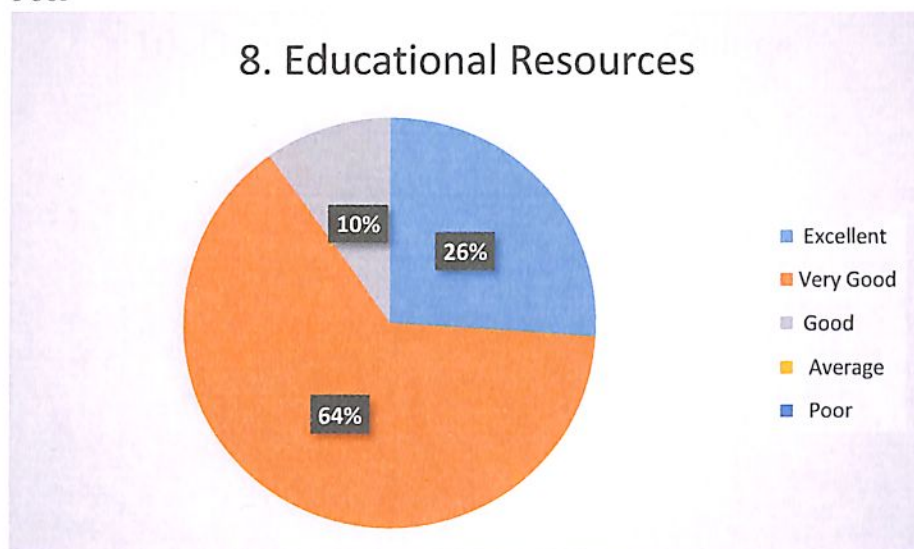






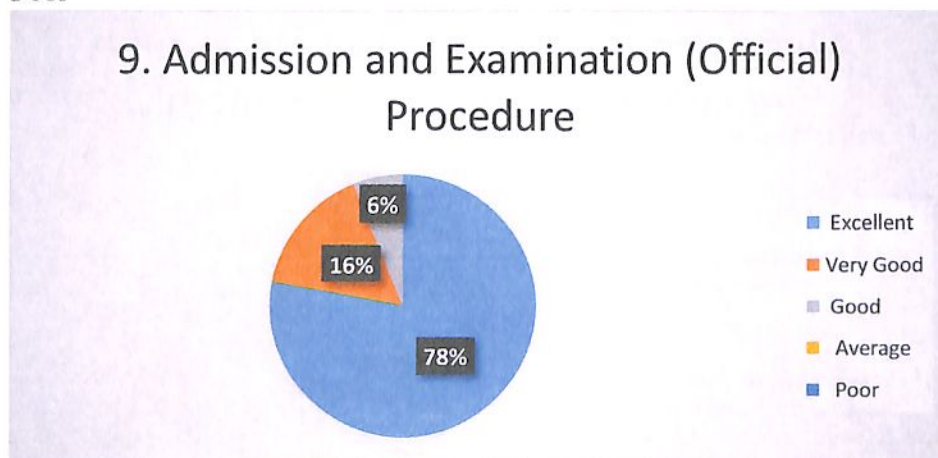
#### 8. Educational Resources:\*

- Excellent
- Very Good
- Good
- Average
- Poor



#### 9. Admission and Examination (Official) Procedure:\*

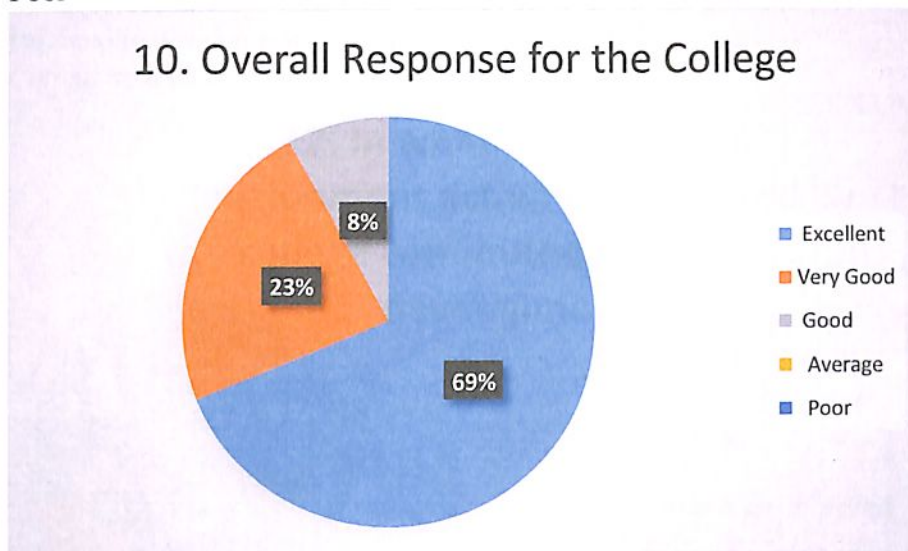
- Excellent
- Very Good
- Good
- Average
- Poor





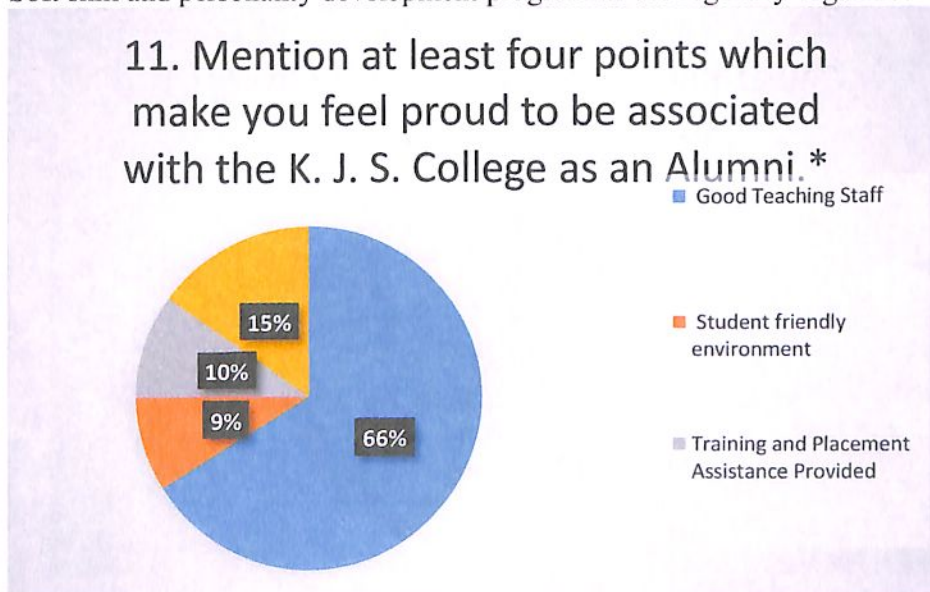
10. Overall Response for the College:\*

- Excellent
- Very Good
- Good
- Average
- Poor



11. Mention at least four points which make you feel proud to be associated with the K. J. S. College as an Alumni.\*

- Good Teaching Staff
- Student friendly environment
- Training and Placement Assistance Provided
- Soft skill and personality development programme are regularly organized





12. In what way have the development activities organized by the College contributed to your overall development?

- Intellectual Contribution
- Social awareness
- Personality development training sessions
- Competitive Exam awareness



13. Do you have any complaints with the college?

A. As a student:\*

- Yes
- No








B. As an alumnus:

- Yes
- No

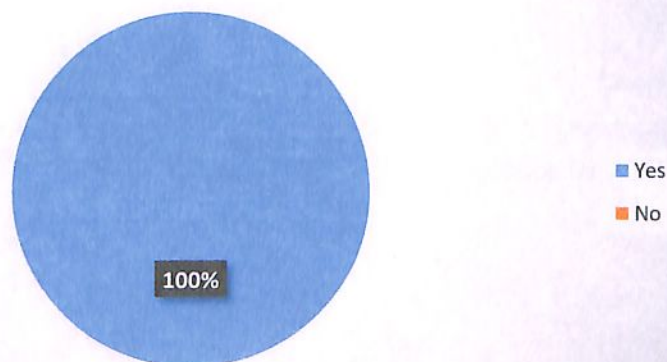
13 B Do you have any complaints with the college? As an alumnus



14. Are you a member of Alumni Association of our College?

- If the answer is 'No' please state the reasons.

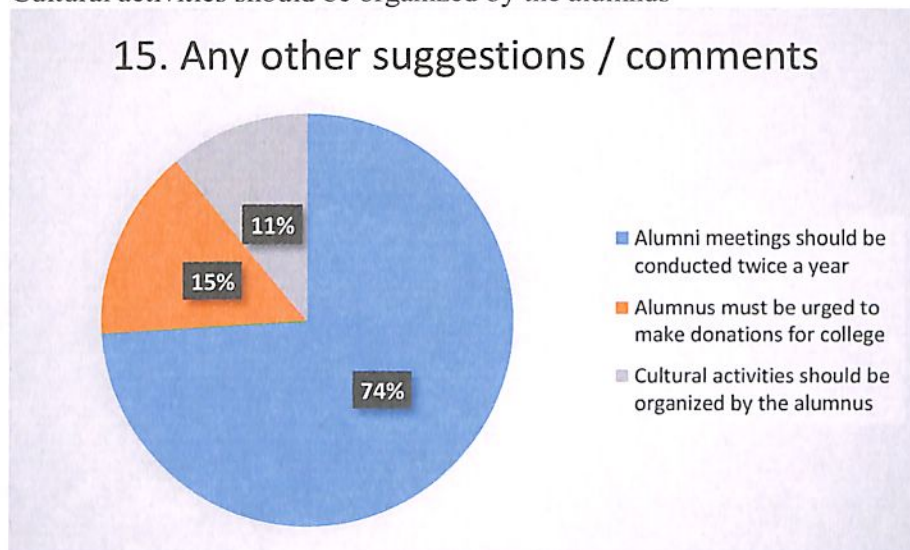
14. Are you a member of Alumni Association of our College?





15. Any other suggestions / comments:

- Alumni meetings should be conducted twice a year
- Alumnus must be urged to make donations for college
- Cultural activities should be organized by the alumnus



*Re. Ihe*  
Chairperson,  
Feedback Committee

*Atharva*  
Co ordinator  
IQAC, K. J. Somaiya College  
Kopargaon, Dist. A.Nagar

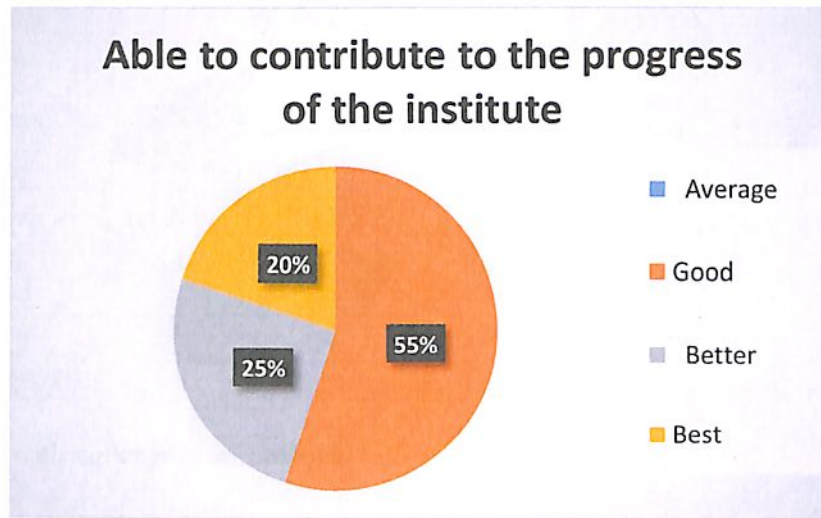
*Pan*  
Principal  
K. J. Somaiya College of Arts  
Commerce & Science, Kopargaon



## Report on Feedback by the employer for the year 2021-2022

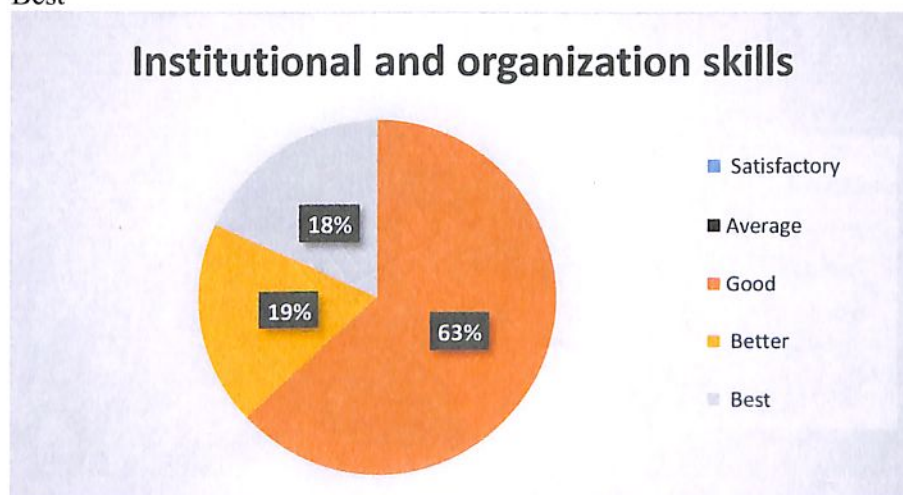
### 1. Able to contribute to the progress of the institute:\*

- Average
- Good
- Better
- Best



### 2. Institutional and organization skills:\*

- Satisfactory
- Average
- Good
- Better
- Best

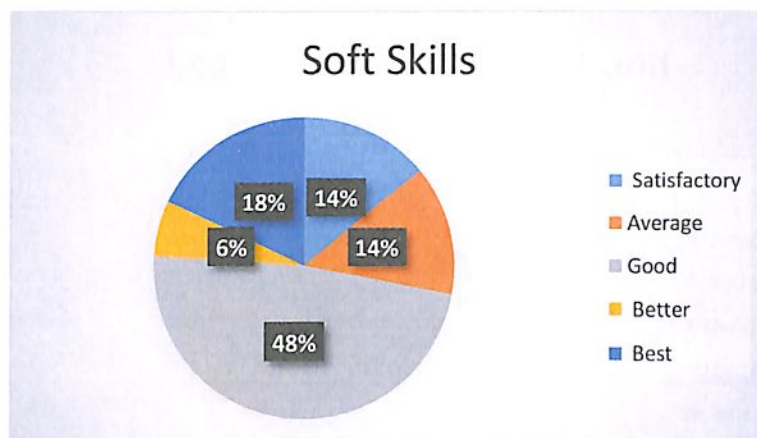






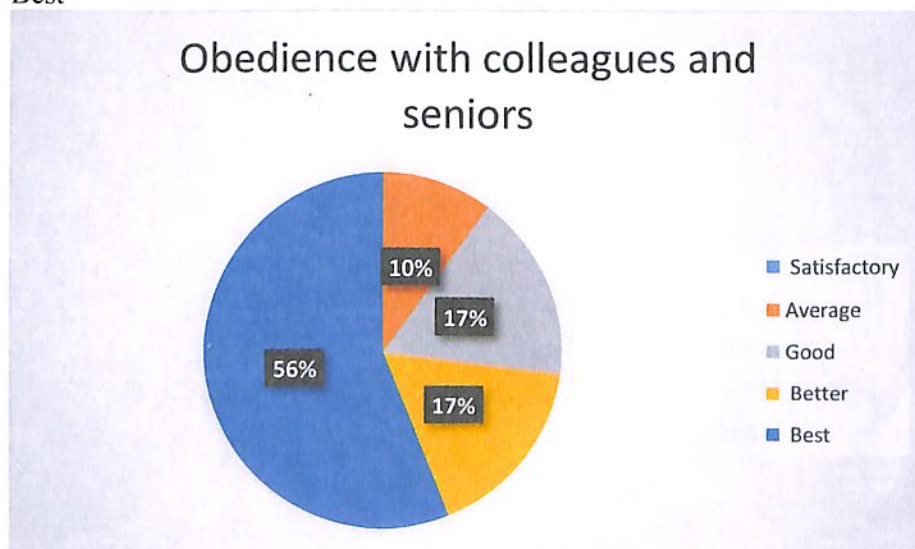
### 3. Soft Skills:\*

- Satisfactory
- Average
- Good
- Better
- Best



### 4. Obedience with colleagues and seniors:\*

- Satisfactory
- Average
- Good
- Better
- Best





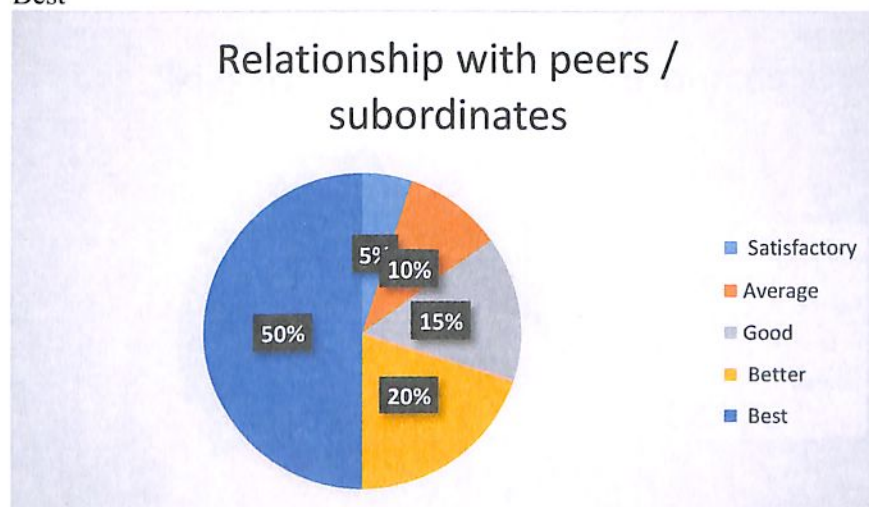
5. Leadership, Team spirit and Initiative:\*

- Satisfactory
- Average
- Good
- Better
- Best



6. Relationship with peers / subordinates:\*

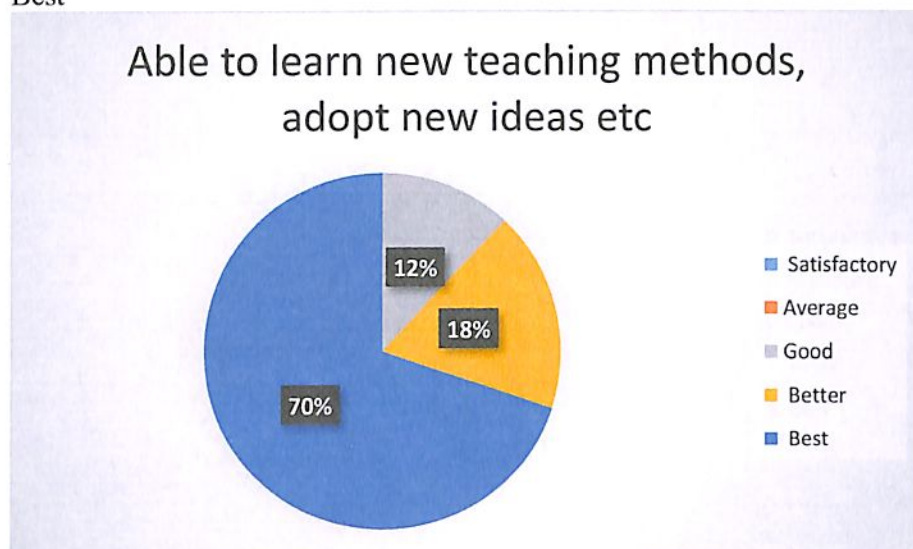
- Satisfactory
- Average
- Good
- Better
- Best





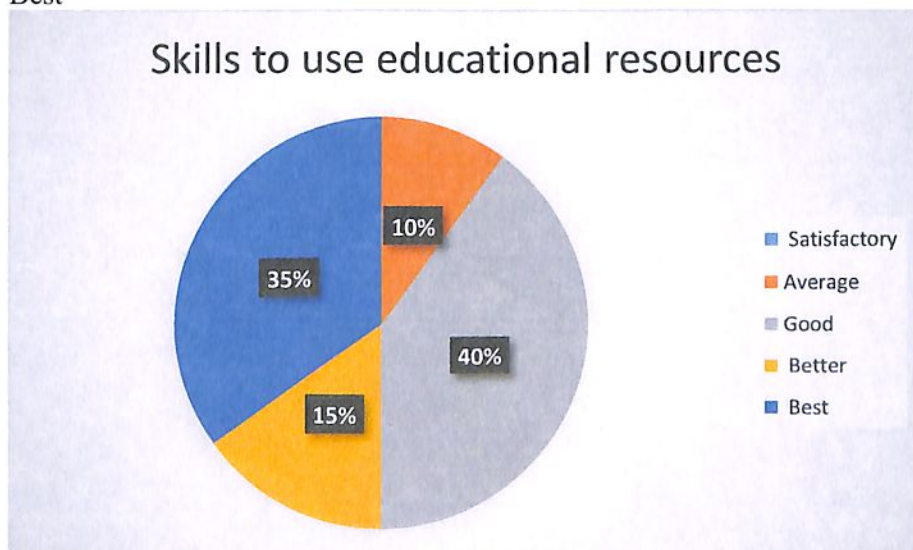
7. Able to learn new teaching methods, adopt new ideas etc.:

- Satisfactory
- Average
- Good
- Better
- Best



8. Skills to use educational resources:

- Satisfactory
- Average
- Good
- Better
- Best

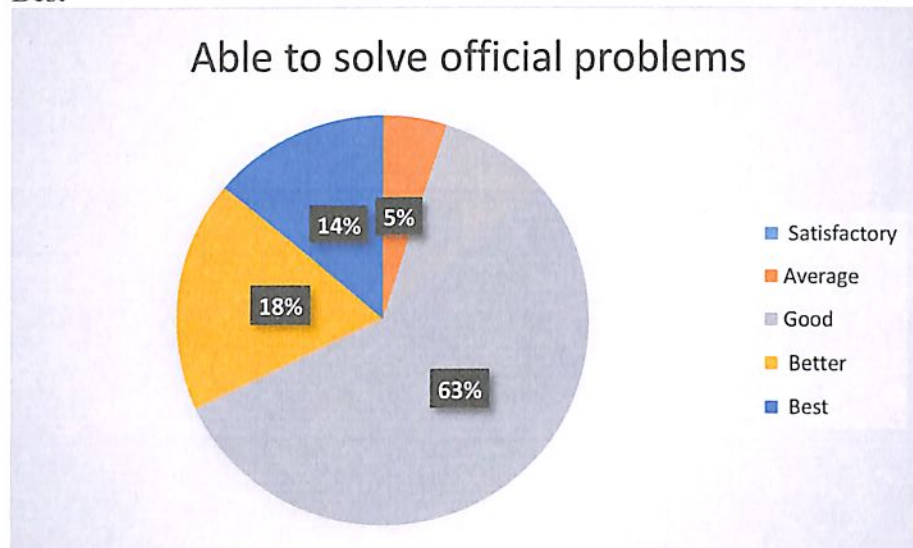






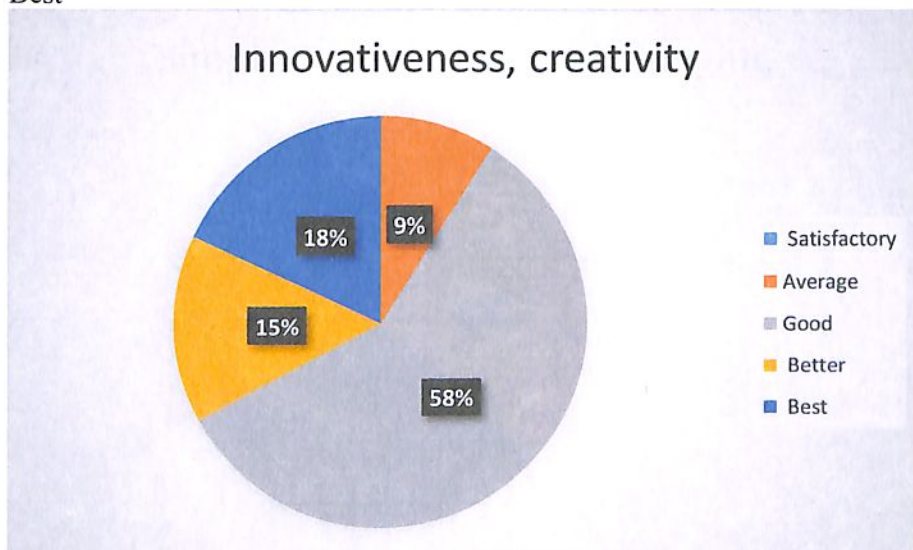
9. Able to solve official problems:\*

- Satisfactory
- Average
- Good
- Better
- Best



10. Innovativeness, creativity:\*

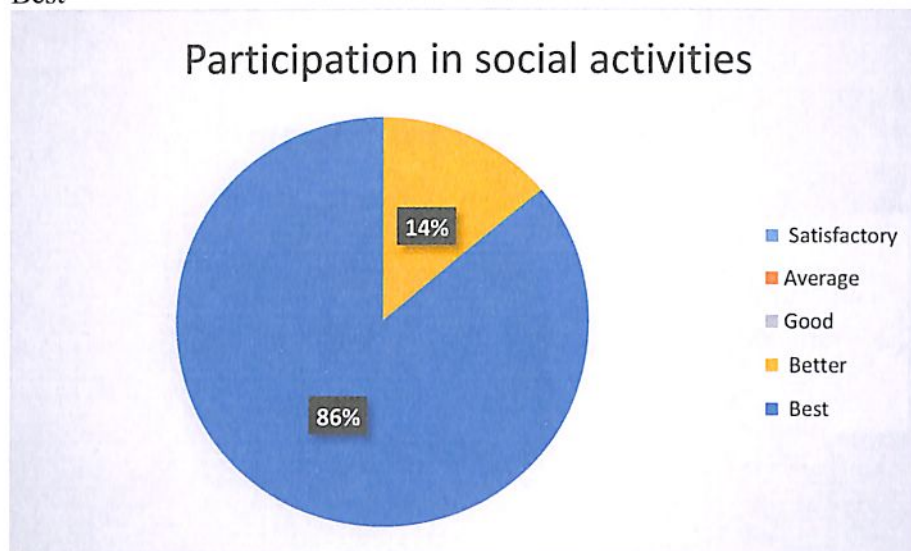
- Satisfactory
- Average
- Good
- Better
- Best





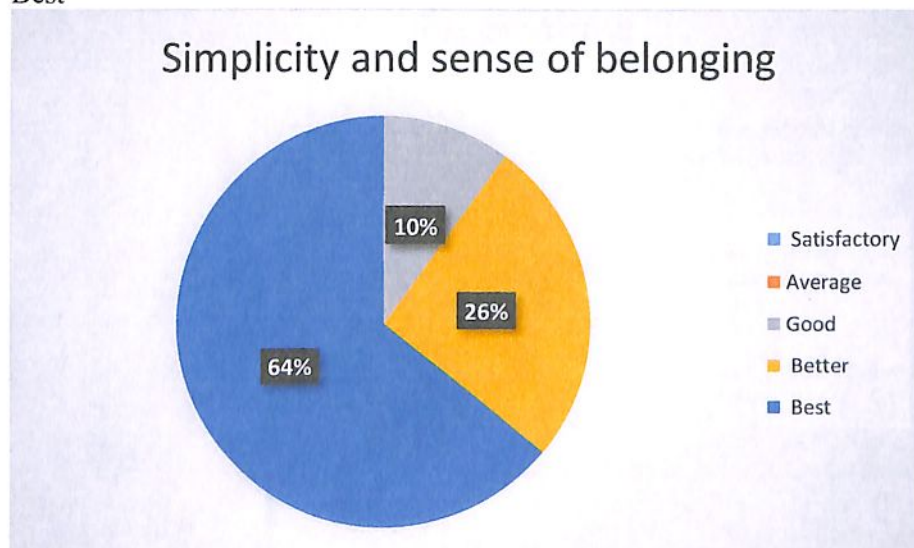
11. Participation in social activities:\*

- Satisfactory
- Average
- Good
- Better
- Best



12. Simplicity and sense of belonging:\*

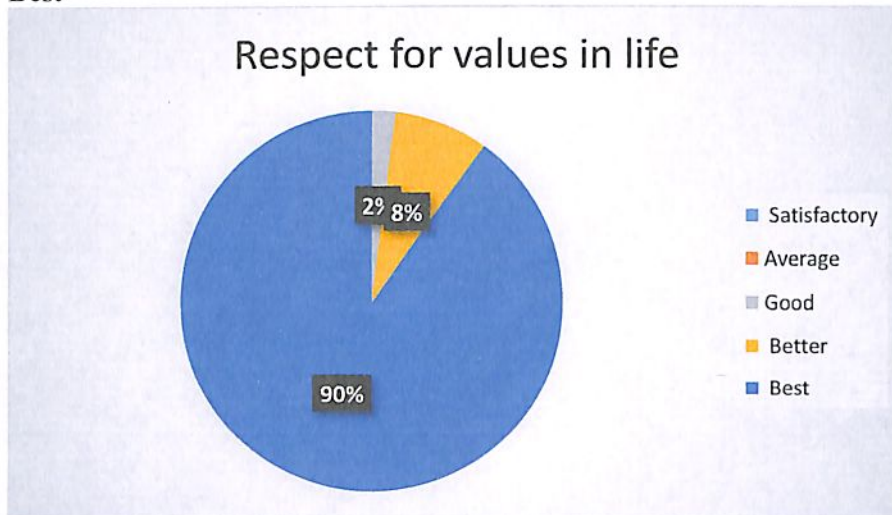
- Satisfactory
- Average
- Good
- Better
- Best





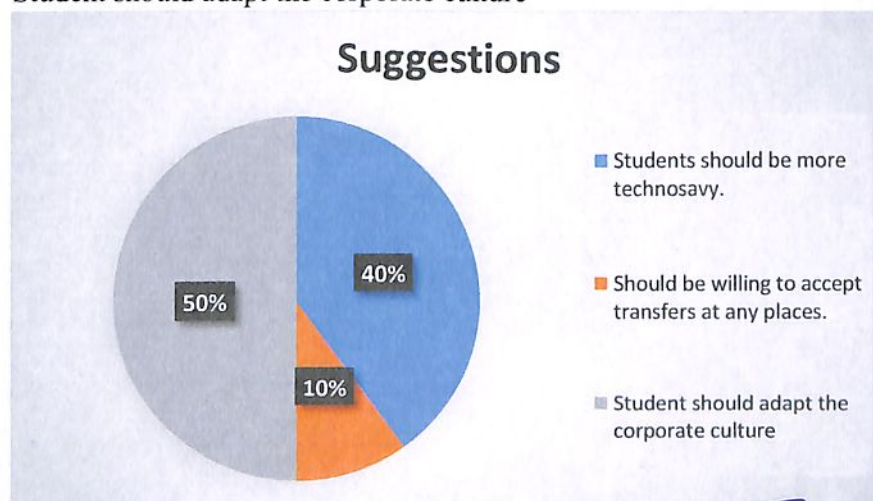
13. Respect for values in life:\*

- Satisfactory
- Average
- Good
- Better
- Best



Suggestions if any:

- Students should be more technosavy.
- Should be willing to accept transfers at any places.
- Student should adapt the corporate culture



*Reha*  
Chairperson,  
Feedback Committee

*Arthang*  
Co ordinator  
IQAC, K. J. Somaiya College  
Kopargaon, Dist. A.Nagar

*Ban*  
Principal  
K. J. Somaiya College of Arts  
Commerce & Science, Kopargaon





**Kopargaoon Taluka Education Society's**

# **K.J. Somaiya College of Arts, Commerce and Science**

**Kopargaoon, Ahmednagar, (M.S.)**



## **Students Feedback Analysis Report 2022-23**

**Internal Quality Assurance Cell  
(IQAC)**





# K. J. Somaiya College, Kopargaoon

## Students Feedback analysis

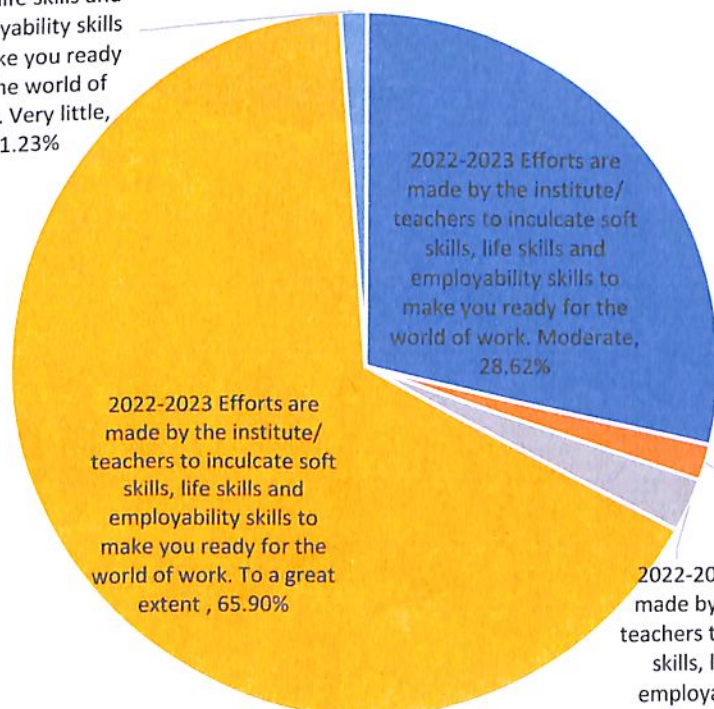
### 2022-23

Total number of students participated: 2373

#### 1. Efforts are made by institute/teachers to inculcate soft skills, life skills, and employability skills to make you ready for the world of work

Very little  
Moderate  
Somewhat  
Great extent  
NA

2022-2023 Efforts are made by the institute/ teachers to inculcate soft skills, life skills and employability skills to make you ready for the world of work. Very little, 1.23%



■ 2022-2023 Efforts are made by the institute/ teachers to inculcate soft skills, life skills and employability skills to make you ready for the world of work. Moderate

■ 2022-2023 Efforts are made by the institute/ teachers to inculcate soft skills, life skills and employability skills to make you ready for the world of work. N.A.

■ 2022-2023 Efforts are made by the institute/ teachers to inculcate soft skills, life skills and employability skills to make you ready for the world of work. Some what

■ 2022-2023 Efforts are made by the institute/ teachers to inculcate soft skills, life skills and employability skills to make you ready for the world of work. To a great extent

■ 2022-2023 Efforts are made by the institute/ teachers to inculcate soft skills, life skills and employability skills to make you ready for the world of work. Very little

2022-2023 Efforts are made by the institute/ teachers to inculcate soft skills, life skills and employability skills to make you ready for the world of work. Some what, 2.55%

2022-2023 Efforts are made by the institute/ teachers to inculcate soft skills, life skills and employability skills to make you ready for the world of work. N.A., 1.70%

## 2. Fairness of internal evaluation process by teachers

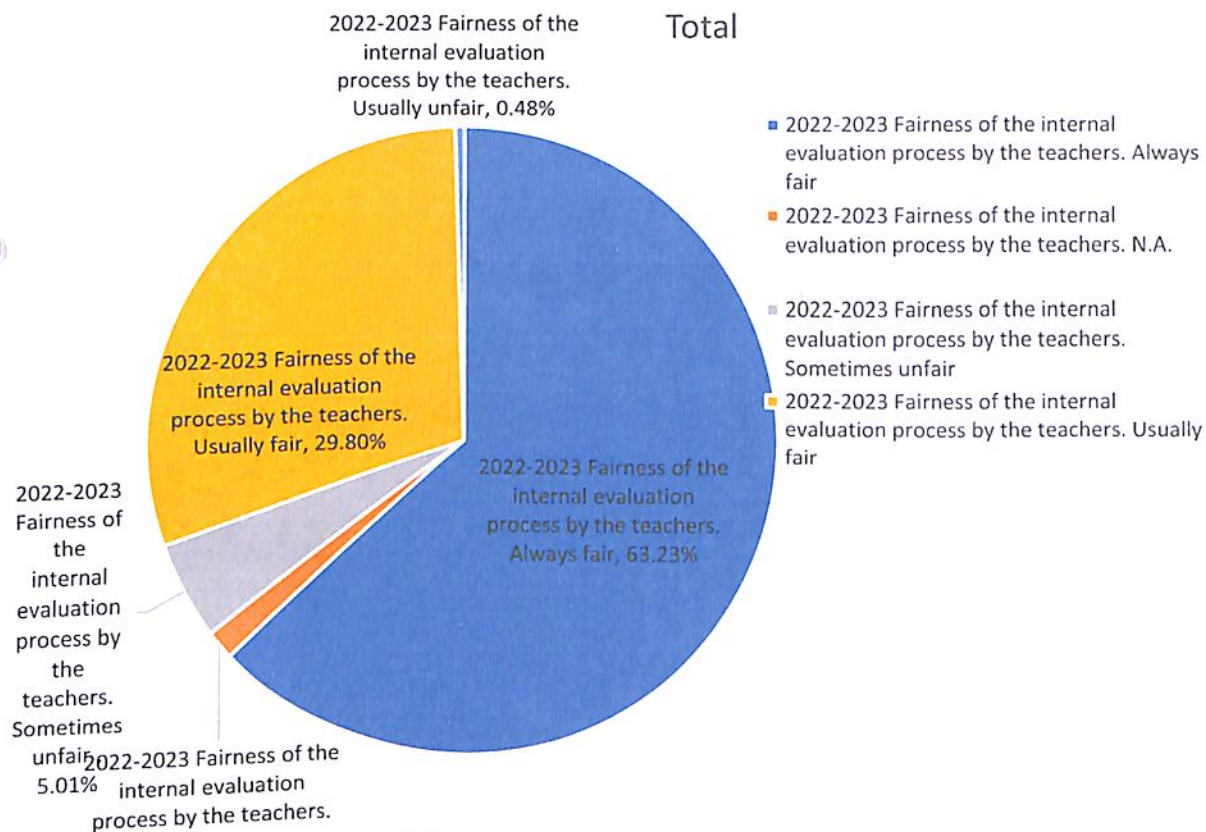
Sometimes unfair

Usually, unfair

Usually, fair

Always fair

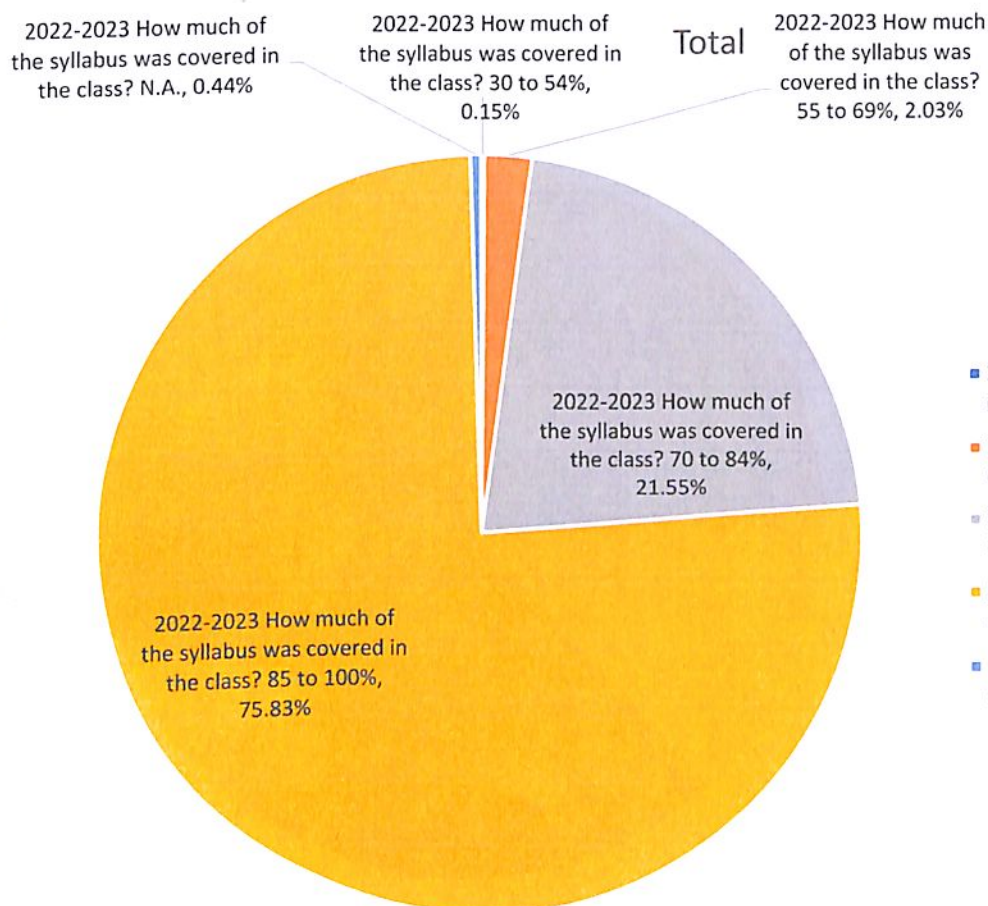
NA





### 3. How much syllabus was covered in class

30 to 54 %  
55 to 69 %  
70 to 84 %  
85 to 100 %  
NA

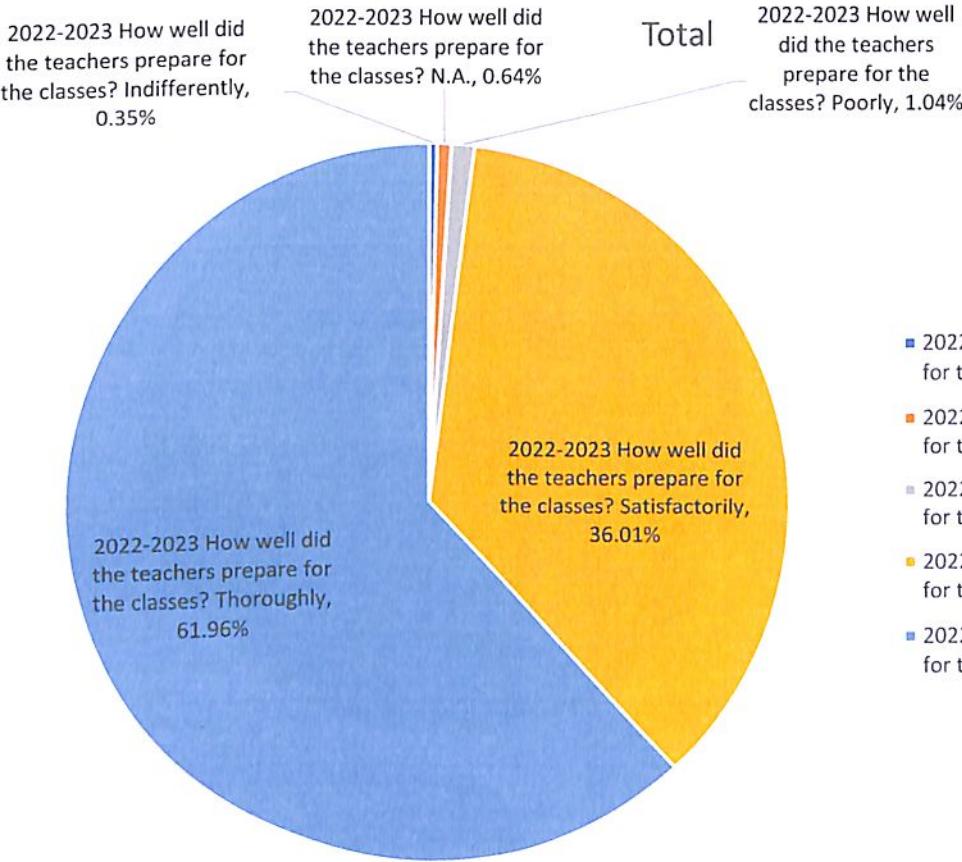


- 2022-2023 How much of the syllabus was covered in the class? 30 to 54%
- 2022-2023 How much of the syllabus was covered in the class? 55 to 69%
- 2022-2023 How much of the syllabus was covered in the class? 70 to 84%
- 2022-2023 How much of the syllabus was covered in the class? 85 to 100%
- 2022-2023 How much of the syllabus was covered in the class? N.A.



4. How well teachers prepare for class

Poorly  
Satisfactorily  
Thoroughly  
Indifferently  
NA



- 2022-2023 How well did the teachers prepare for the classes? Indifferently
- 2022-2023 How well did the teachers prepare for the classes? N.A.
- 2022-2023 How well did the teachers prepare for the classes? Poorly
- 2022-2023 How well did the teachers prepare for the classes? Satisfactorily
- 2022-2023 How well did the teachers prepare for the classes? Thoroughly



## 5. How well teachers able to communicate

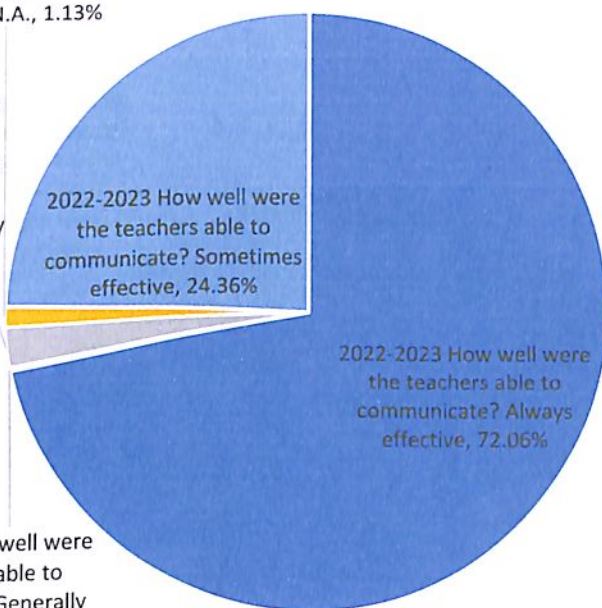
Always effective  
Generally ineffective  
satisfactorily  
sometime effective  
NA

Total

2022-2023 How well were the teachers able to communicate? N.A., 1.13%

2022-2023 How well were the teachers able to communicate? Just satisfactorily, 2.25%

2022-2023 How well were the teachers able to communicate? Generally ineffective, 0.20%



- 2022-2023 How well were the teachers able to communicate? Always effective
- 2022-2023 How well were the teachers able to communicate? Generally ineffective
- 2022-2023 How well were the teachers able to communicate? Just satisfactorily
- 2022-2023 How well were the teachers able to communicate? N.A.
- 2022-2023 How well were the teachers able to communicate? Sometime effective





## 6. Teachers are able to identify your weakness and help you to overcome them

Rarely

Usually

Occasionally/sometimes

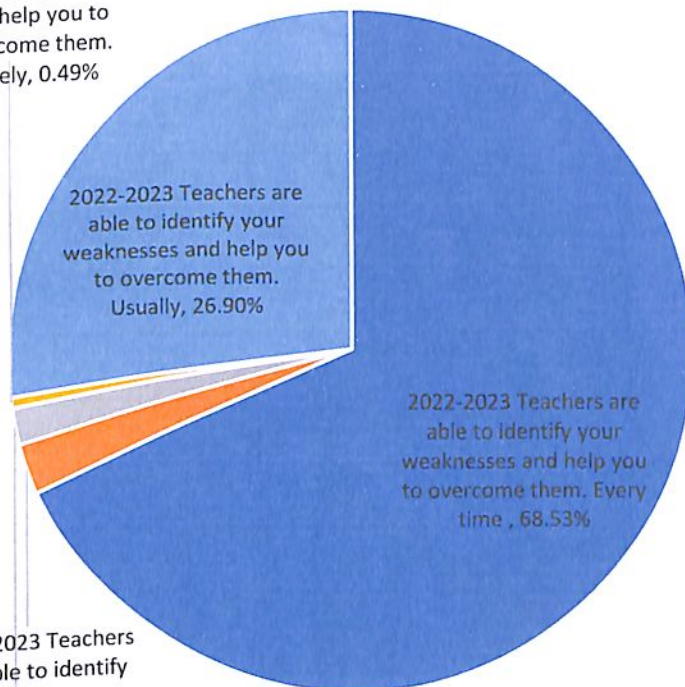
Every time

NA

Total

2022-2023 Teachers are able to identify your weaknesses and help you to overcome them. Rarely, 0.49%

2022-2023 Teachers are able to identify your weaknesses and help you to overcome them. N.A., 2.40%  
2022-2023 Teachers are able to identify your weaknesses and help you to overcome them. Occasionally/Sometimes, 1.69%



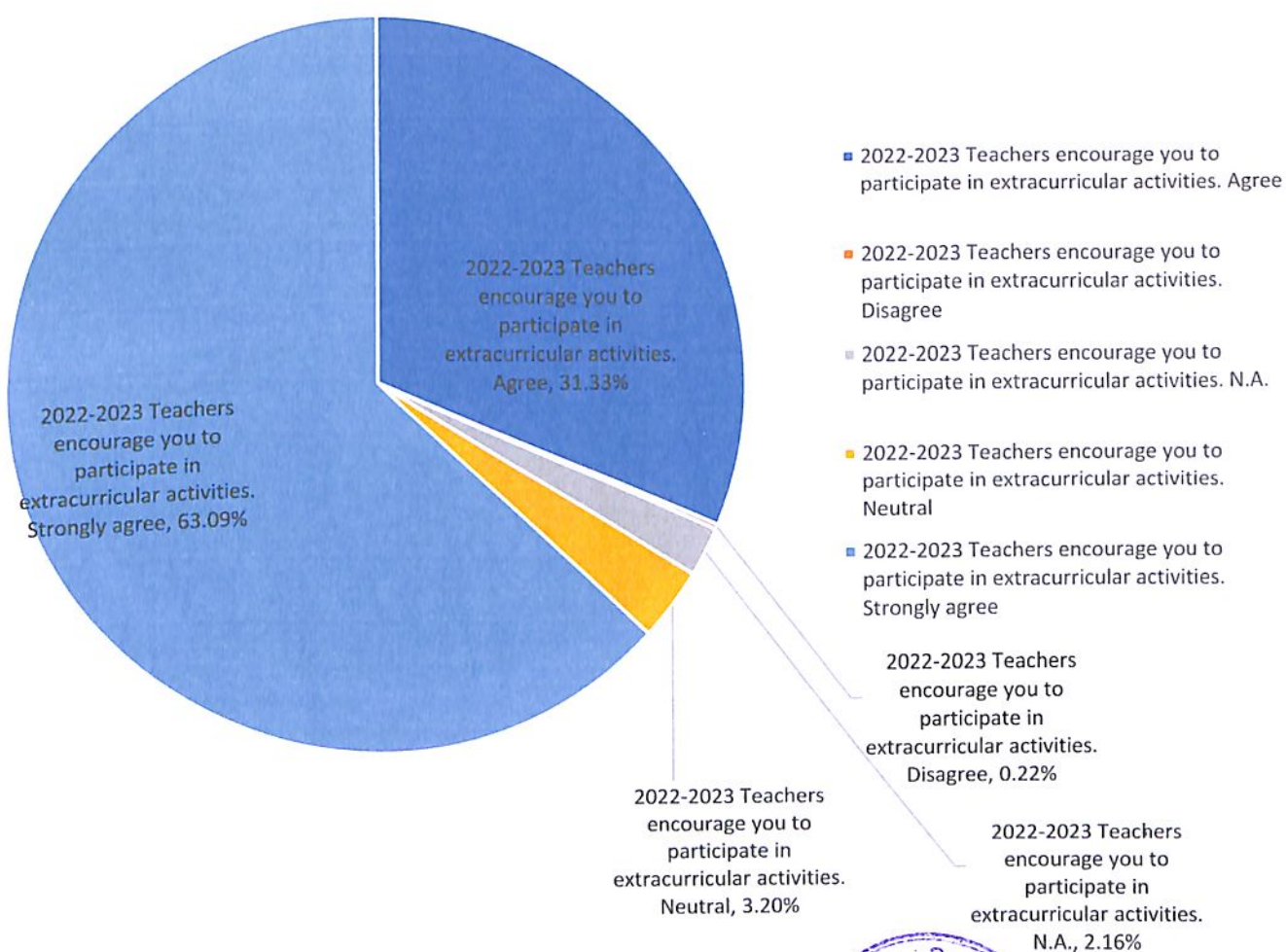
- 2022-2023 Teachers are able to identify your weaknesses and help you to overcome them. Every time
- 2022-2023 Teachers are able to identify your weaknesses and help you to overcome them. N.A.
- 2022-2023 Teachers are able to identify your weaknesses and help you to overcome them. Occasionally/Sometimes
- 2022-2023 Teachers are able to identify your weaknesses and help you to overcome them. Rarely
- 2022-2023 Teachers are able to identify your weaknesses and help you to overcome them. Usually



## 7. Teachers encourage you to participate in extracurricular activities

Agree  
Disagree  
Neutral  
Strongly agree  
Neutral  
NA

Total





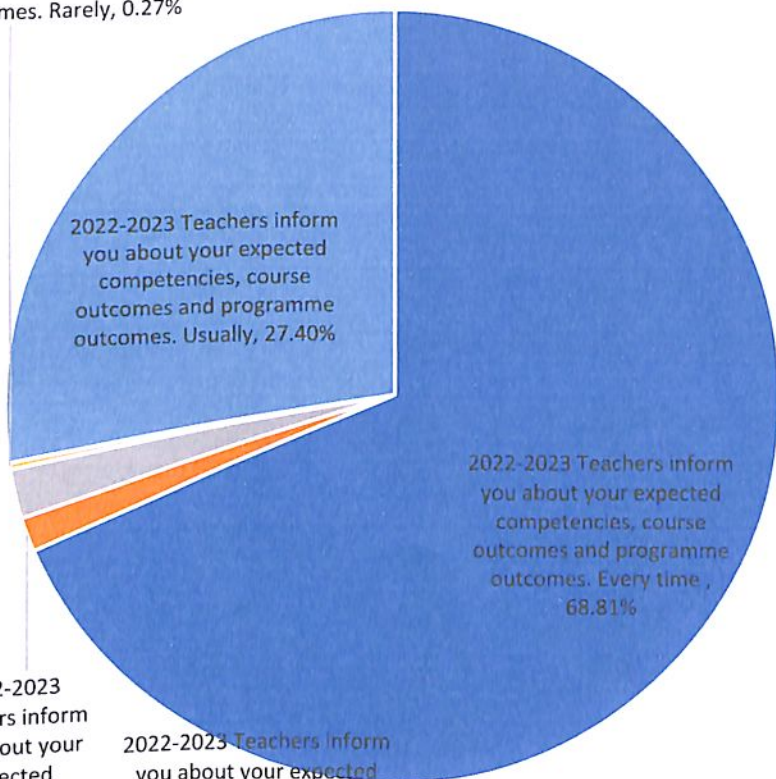
# 8. Teachers inform you about your expected competencies, course outcomes and programme outcomes

Usually  
Rarely  
Sometimes  
Every time  
NA

Total

2022-2023 Teachers inform you about your expected competencies, course outcomes and programme outcomes. Rarely, 0.27%

2022-2023 Teachers inform you about your expected competencies, course outcomes and programme outcomes. Usually, 27.40%



- 2022-2023 Teachers inform you about your expected competencies, course outcomes and programme outcomes. Every time
- 2022-2023 Teachers inform you about your expected competencies, course outcomes and programme outcomes. N.A.
- 2022-2023 Teachers inform you about your expected competencies, course outcomes and programme outcomes. Occasionally/Sometimes
- 2022-2023 Teachers inform you about your expected competencies, course outcomes and programme outcomes. Rarely
- 2022-2023 Teachers inform you about your expected competencies, course outcomes and programme outcomes. Usually

2022-2023 Teachers inform you about your expected competencies, course outcomes and programme outcomes. N.A., 1.46%

2022-2023 Teachers inform you about your expected competencies, course outcomes and programme outcomes. Occasionally/Sometimes, 2.05%





## 9. The institute takes active interest in promoting internship, student exchange, field visit opportunities for students

Sometimes

Regularly

Rarely

Often

NA

2022-2023 The institute takes active interest in promoting internship, student exchange, field visit opportunities for students. Sometimes, 5.07%

2022-2023 The institute takes active interest in promoting internship, student exchange, field visit opportunities for students. N.A., 1.31%

Total

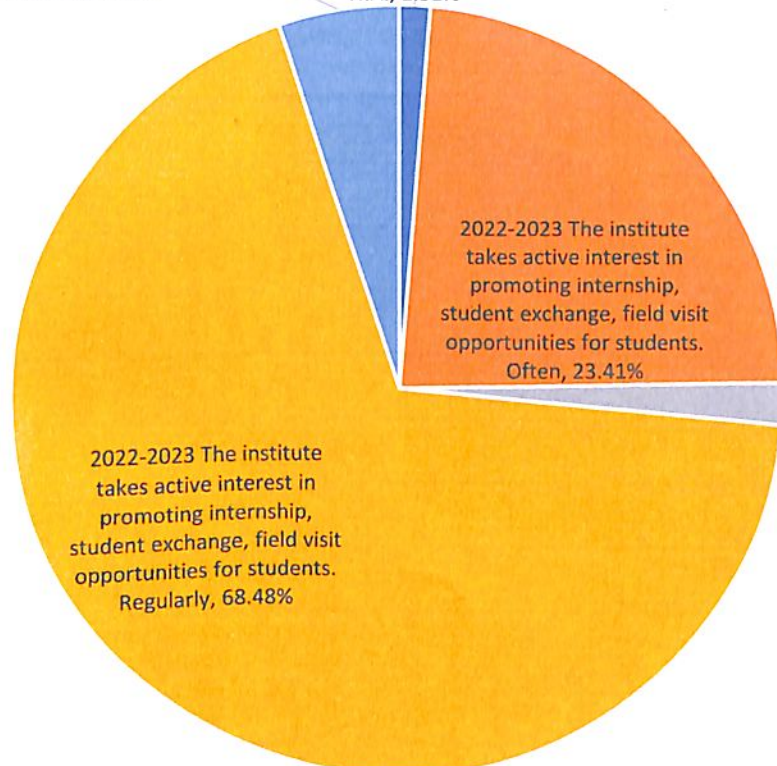
■ 2022-2023 The institute takes active interest in promoting internship, student exchange, field visit opportunities for students. N.A.

■ 2022-2023 The institute takes active interest in promoting internship, student exchange, field visit opportunities for students. Often

■ 2022-2023 The institute takes active interest in promoting internship, student exchange, field visit opportunities for students. Rarely

■ 2022-2023 The institute takes active interest in promoting internship, student exchange, field visit opportunities for students. Regularly

■ 2022-2023 The institute takes active interest in promoting internship, student exchange, field visit opportunities for students. Sometimes

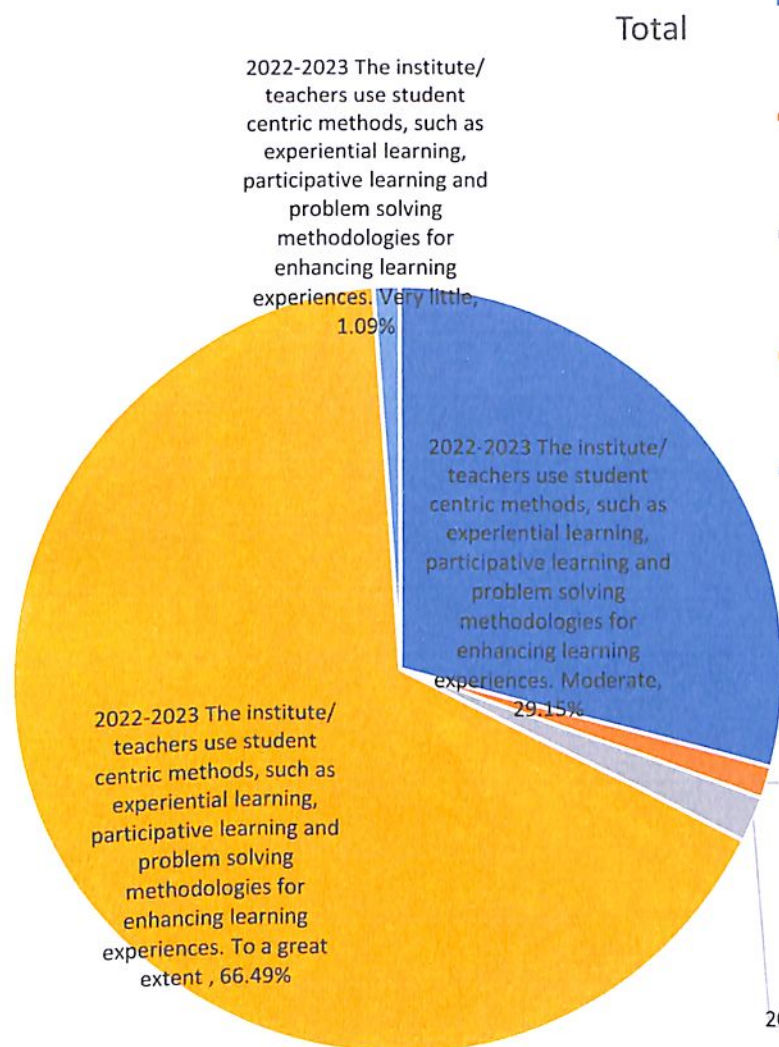


2022-2023 The institute takes active interest in promoting internship, student exchange, field visit opportunities for students. Rarely, 1.74%



# 10. The institute/teachers use student centric method, such as experimental learning, participative learning and problem-solving methodologies for enhancing learning experience

Very little  
To a great extent  
Somewhat  
Moderate  
NA



- 2022-2023 The institute/ teachers use student centric methods, such as experiential learning, participative learning and problem solving methodologies for enhancing learning experiences. Moderate
- 2022-2023 The institute/ teachers use student centric methods, such as experiential learning, participative learning and problem solving methodologies for enhancing learning experiences. N.A.
- 2022-2023 The institute/ teachers use student centric methods, such as experiential learning, participative learning and problem solving methodologies for enhancing learning experiences. Some what
- 2022-2023 The institute/ teachers use student centric methods, such as experiential learning, participative learning and problem solving methodologies for enhancing learning experiences. To a great extent
- 2022-2023 The institute/ teachers use student centric methods, such as experiential learning, participative learning and problem solving methodologies for enhancing learning experiences. Very little

2022-2023 The institute/ teachers use student centric methods, such as experiential learning, participative learning and problem solving methodologies for enhancing learning experiences. N.A., 1.35%

2022-2023 The institute/ teachers use student centric methods, such as experiential learning, participative learning and problem solving methodologies for enhancing learning experiences. Some what , 1.92%





# 11. The institute makes effort to engage students in the monitoring, review and continuous quality improvement of teaching learning process

Strongly agree

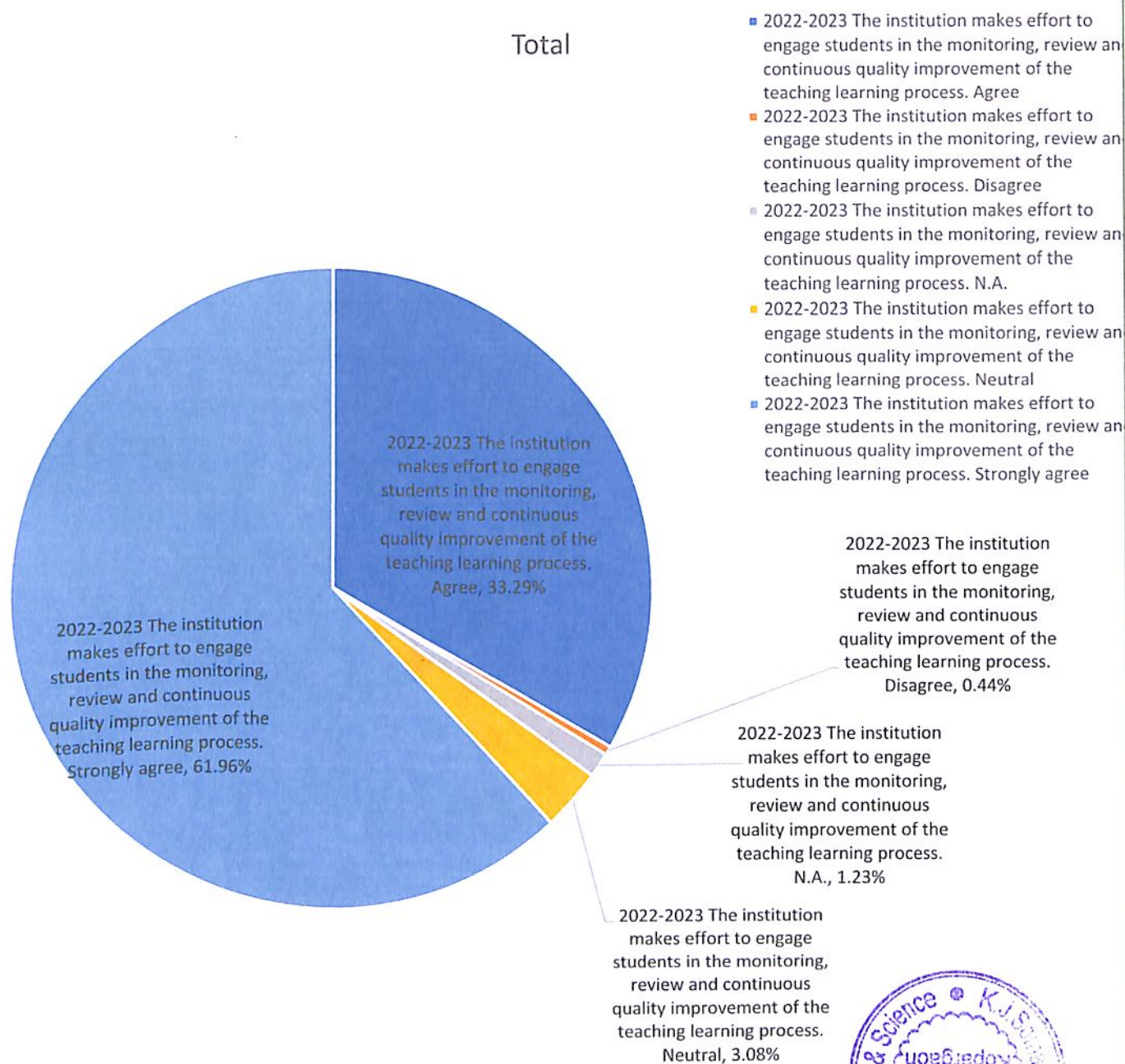
Neutral

Agree

Disagree

NA

Total

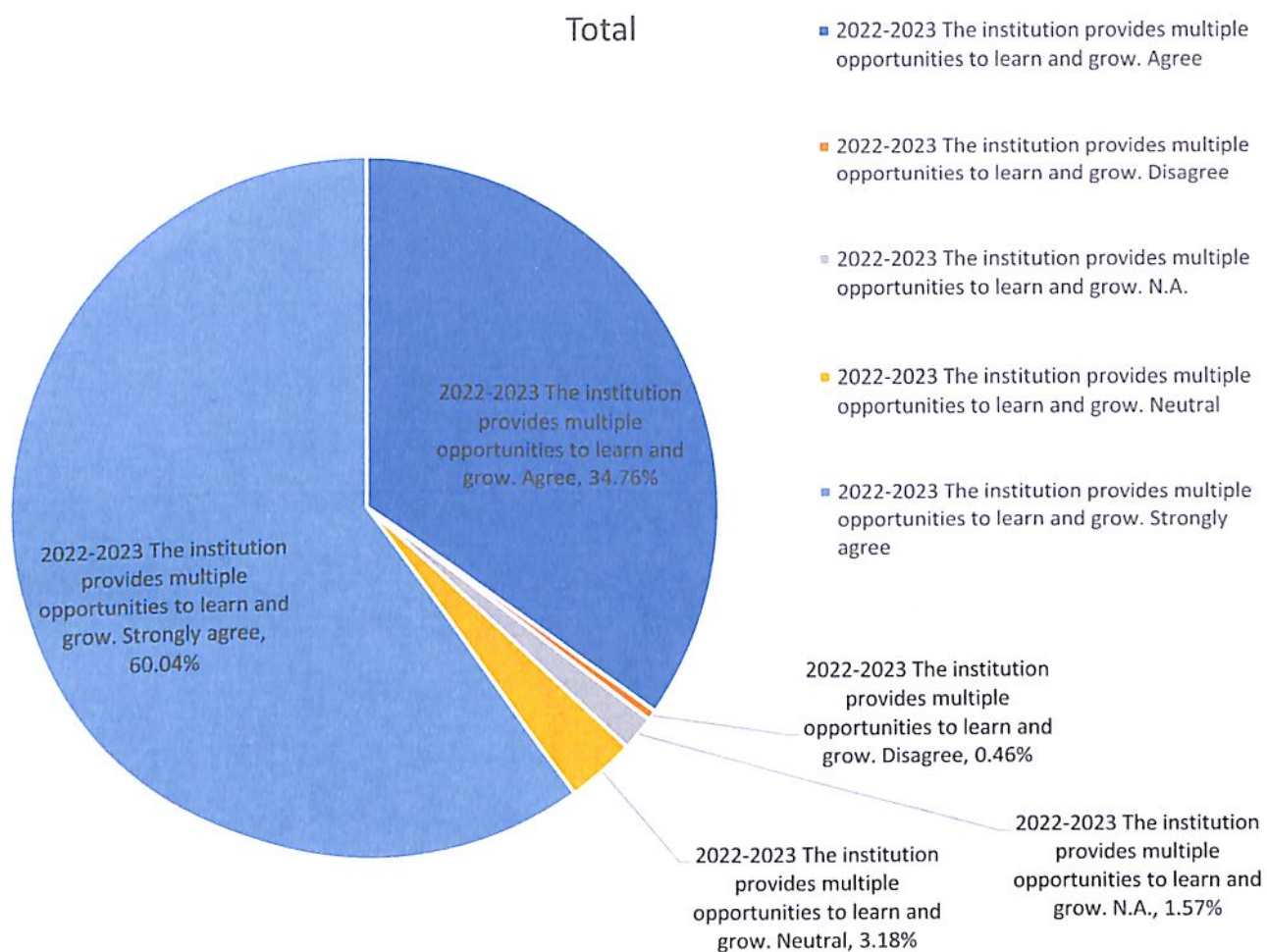




## 12. The institute provides multiple opportunities to learn and grow

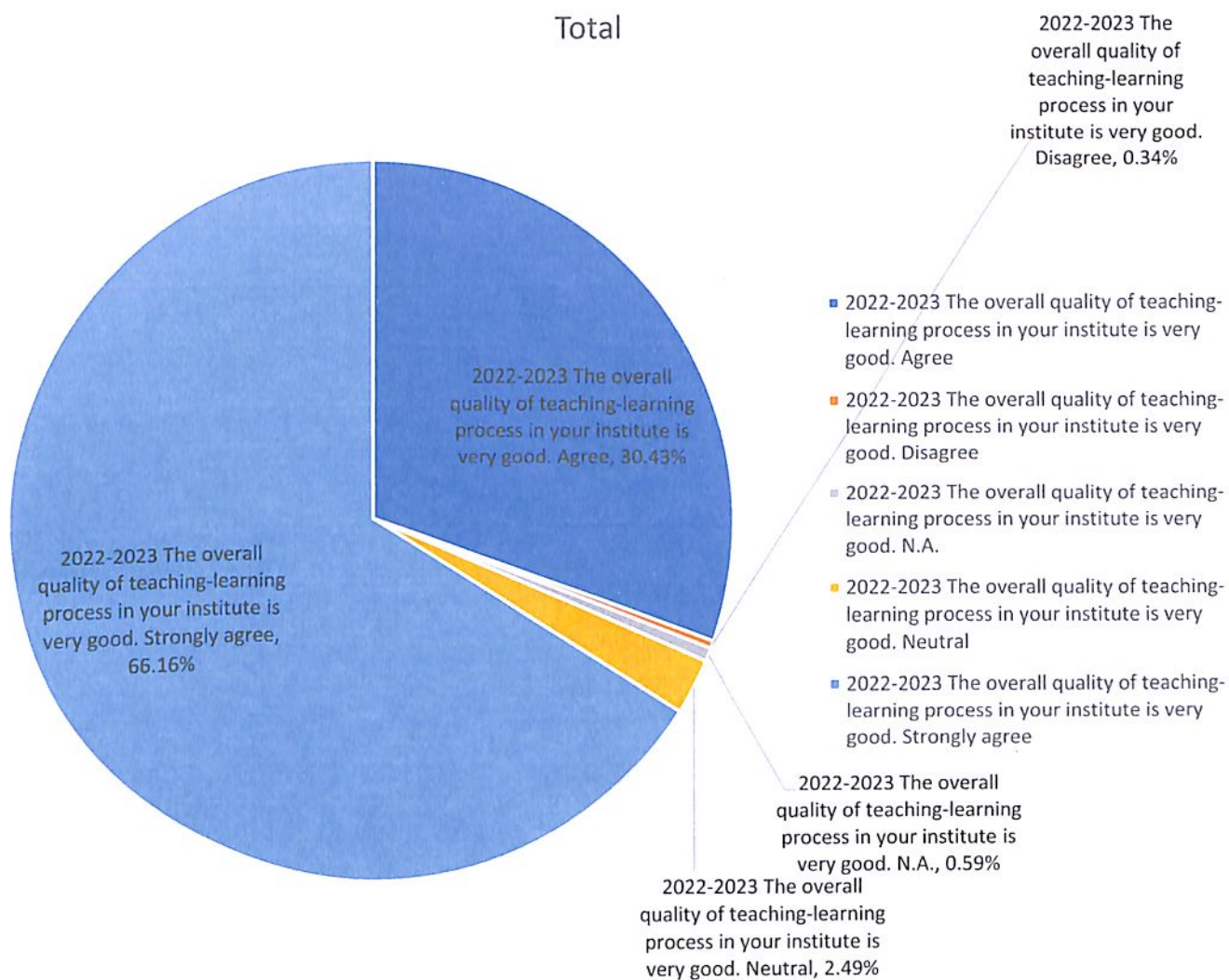
Agree  
Disagree  
Neutral  
Strongly agree  
NA

Total



### 13. The overall quality of teaching learning process in your institute is very good

Strongly agree  
Agree  
Disagree  
Neutral  
NA

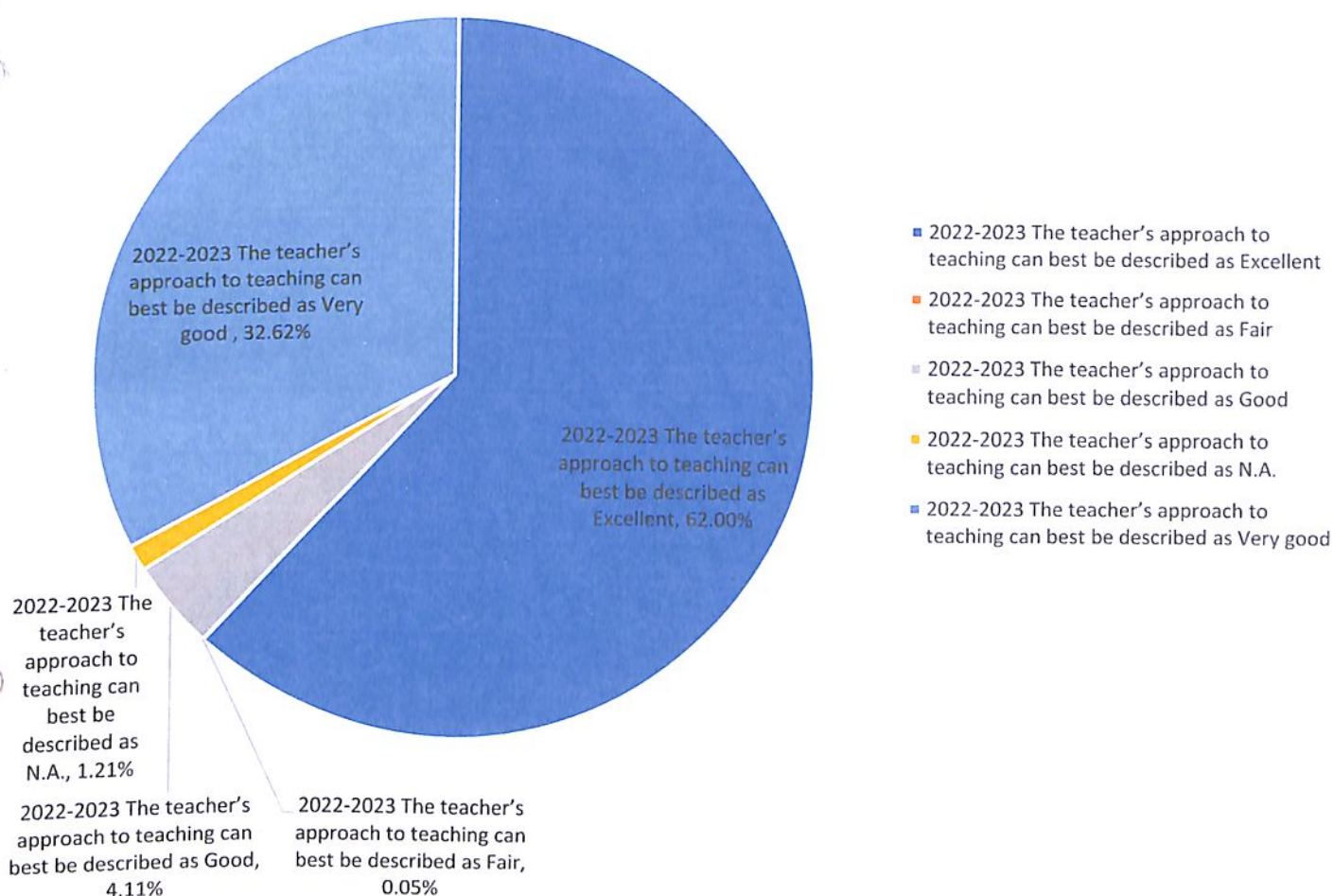




#### 14. Teacher's approach to learning can be best described as

Fair  
Good  
Very good  
Excellent  
NA

Total

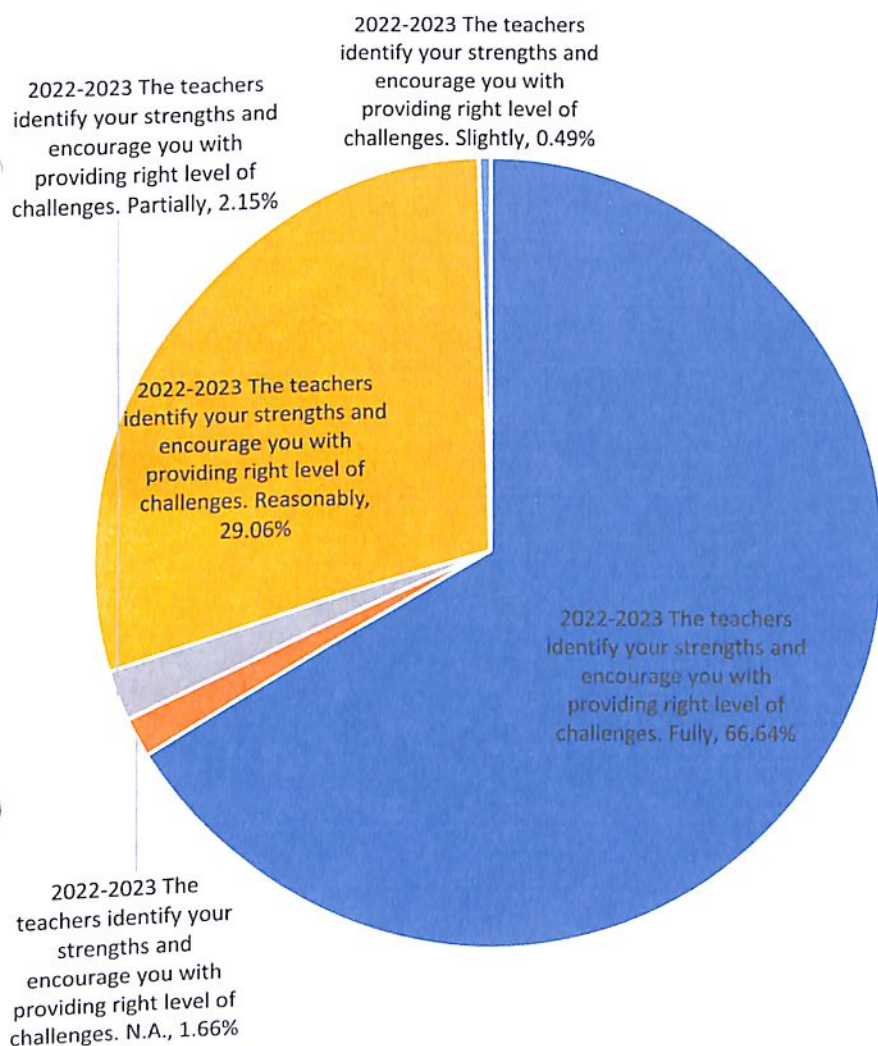




# 15. The teacher identifies your strength and encourage you with providing right level of challenges

Slightly  
Reasonably  
Partially  
Fully  
NA

Total



- 2022-2023 The teachers identify your strength and encourage you with providing right level of challenges. Fully
- 2022-2023 The teachers identify your strength and encourage you with providing right level of challenges. N.A.
- 2022-2023 The teachers identify your strength and encourage you with providing right level of challenges. Partially
- 2022-2023 The teachers identify your strength and encourage you with providing right level of challenges. Reasonably
- 2022-2023 The teachers identify your strength and encourage you with providing right level of challenges. Slightly



## 16. The teacher illustrates concepts through examples and applications

Usually  
Rarely  
Sometimes  
Every time  
NA

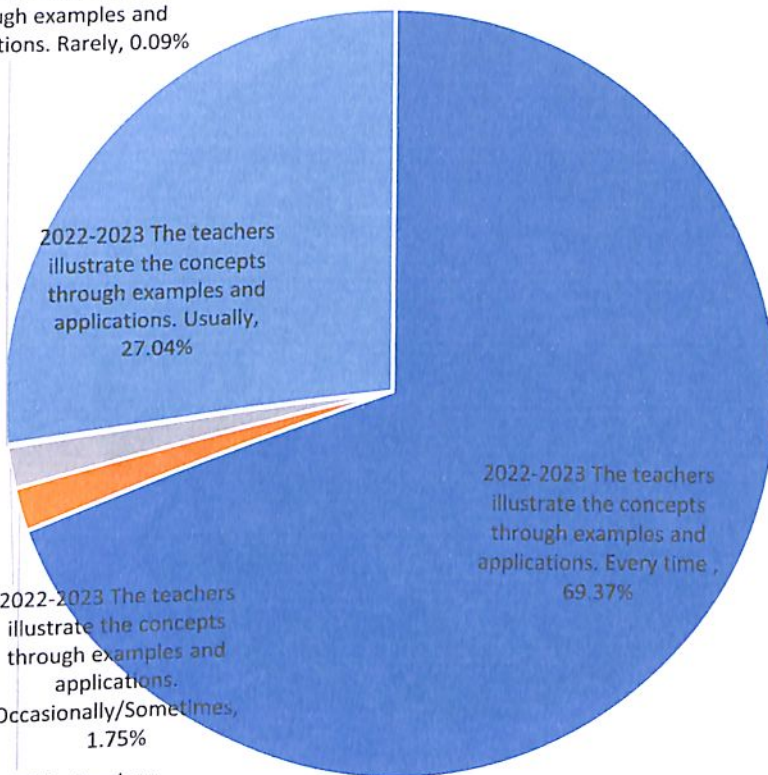
Total

2022-2023 The teachers illustrate the concepts through examples and applications. Rarely, 0.09%

2022-2023 The teachers illustrate the concepts through examples and applications. Usually, 27.04%

2022-2023 The teachers illustrate the concepts through examples and applications. Occasionally/Sometimes, 1.75%

2022-2023 The teachers illustrate the concepts through examples and applications. N.A., 1.75%



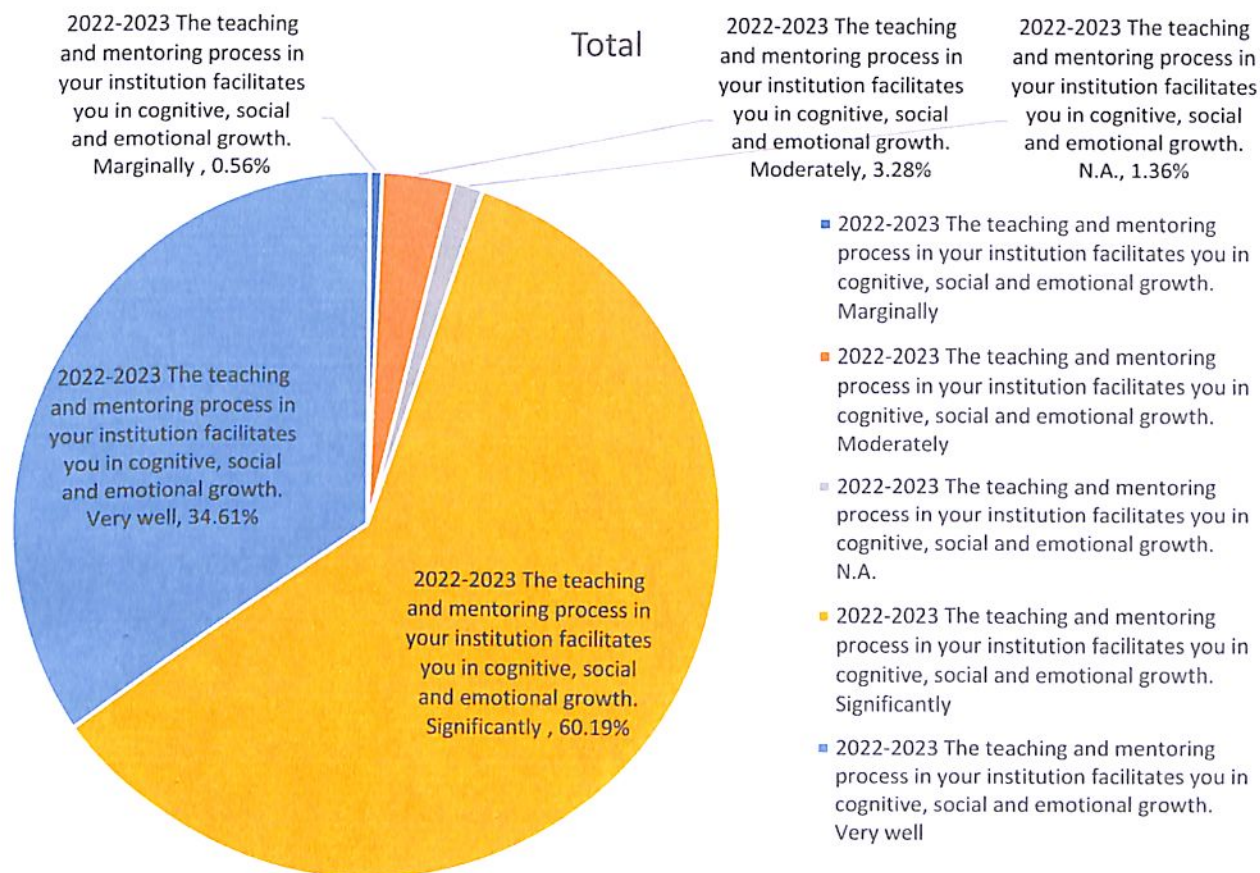
- 2022-2023 The teachers illustrate the concepts through examples and applications. Every time
- 2022-2023 The teachers illustrate the concepts through examples and applications. N.A.
- 2022-2023 The teachers illustrate the concepts through examples and applications. Occasionally/Sometimes
- 2022-2023 The teachers illustrate the concepts through examples and applications. Rarely
- 2022-2023 The teachers illustrate the concepts through examples and applications. Usually





# 17. The teaching and mentoring process in your institution facilitates you in cognitive, social and emotional growth

Very well  
Significantly  
Moderately  
Marginally  
NA





### 18. Was your performance in assignments discussed with you?

Usually  
Rarely  
Sometimes  
Every time  
NA

Total

2022-2023 Was your performance in assignments discussed with you? Rarely, 0.52%

2022-2023 Was your performance in assignments discussed with you? Usually, 26.28%

2022-2023 Was your performance in assignments discussed with you? Every time, 69.58%

2022-2023 Was your performance in assignments discussed with you? N.A., 1.38%

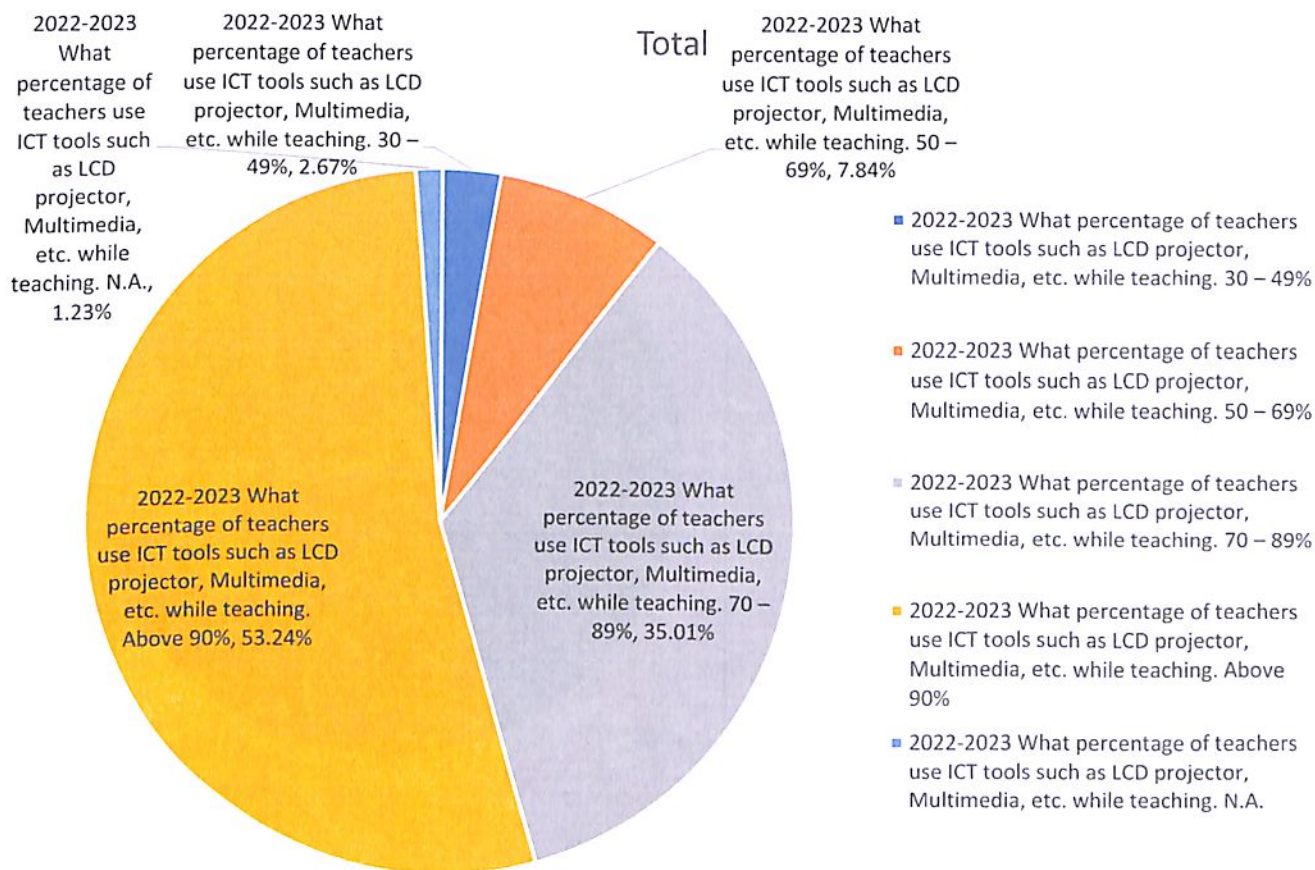
2022-2023 Was your performance in assignments discussed with you? Occasionally/Sometimes, 2.23%

- 2022-2023 Was your performance in assignments discussed with you? Every time
- 2022-2023 Was your performance in assignments discussed with you? N.A.
- 2022-2023 Was your performance in assignments discussed with you? Occasionally/Sometimes
- 2022-2023 Was your performance in assignments discussed with you? Rarely
- 2022-2023 Was your performance in assignments discussed with you? Usually



**19. What percentage of teachers use ICT tools such as LCD projector, multimedia etc. while teaching**

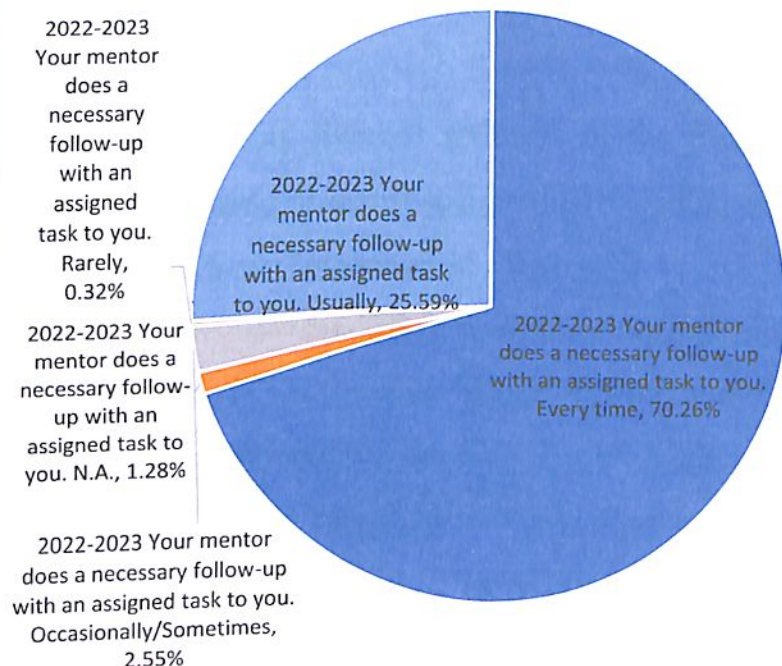
30 to 49 %  
50 to 69 %  
70 to 89 %  
Above 89 %  
NA



## 20. Your mentor does a necessary follow up with assigned task to you

Usually  
Rarely  
Sometimes  
Every time  
NA

Total



- 2022-2023 Your mentor does a necessary follow-up with an assigned task to you. Every time
- 2022-2023 Your mentor does a necessary follow-up with an assigned task to you. N.A.
- 2022-2023 Your mentor does a necessary follow-up with an assigned task to you. Occasionally/Sometimes
- 2022-2023 Your mentor does a necessary follow-up with an assigned task to you. Rarely
- 2022-2023 Your mentor does a necessary follow-up with an assigned task to you. Usually





## Students Feedback Analysis Report

❖ Are institutes and teachers actively working to instill soft skills, life skills, and employability skills in order to prepare you for the world of work?

**1. Great Extent:** 65.90% of the Students found that the teachers are actively working to instill soft skills, life skills, and employability skills in order to prepare students for the world of work

**2. Moderate:** 28.62% of the Students found that the teachers are actively working to instill soft skills, life skills, and employability skills in order to prepare students for the world of work

**3. Somewhat:** 2.55% of the Students found that the teachers are actively working to instill soft skills, life skills, and employability skills in order to prepare students for the world of work

**4. Very little:** 1.23% Students found that the teachers are actively working to instill soft skills, life skills, and employability skills in order to prepare students for the world of work

The feedback indicates that a significant majority of students perceive that their institute and teachers are actively engaged in instilling soft skills, life skills, and employability skills to prepare them for the world of work. While the majority express a high level of satisfaction, there is a smaller segment with moderate satisfaction, suggesting that continuous improvement in skill development efforts could be considered. Overall, the institution's commitment to holistic skill development is positively recognized by the student body.



The institution and its teachers are positively recognized for their commitment to instilling soft skills, life skills, and employability skills among students.

#### ❖ Fairness of internal evaluation process by teachers?

**1. Always Fair:** 63.23% of the Students found that the internal evaluation process by teachers is fair

**2. Usually Fair:** 29.80% of the Students found that the internal evaluation process by teachers is usually fair

**3. Unfair:** 5.01% of the Students found that the internal evaluation process by teachers is unfair

**4. Usually Unfair:** 0.48% Students found that the internal evaluation process by teachers is usually unfair

The institution is positively recognized for the fairness of its internal evaluation process by the majority of students.

#### ❖ How much syllabus was covered in class?

**Great Extent:** 75.83% of the Students found that the syllabus is completed on great extent

**2. Moderate:** 21.55% of the Students found that the syllabus is completed moderately

**3. Somewhat:** 2.03% of the Students found that the syllabus is somewhat completed

**4. Very little:** 0.15% of the Students found that the syllabus completed is very little

The feedback indicates that the majority of students have a highly positive view of the extent of syllabus coverage in their classes





### ❖ How well teachers prepare for class?

**1. Thoroughly:** 61.96% of the Students found that the teachers prepare well for class

**2. Satisfactorily:** 36.01% of the Students found that the teachers prepare well for class

**3. Poorly:** 1.04% of the Students found that the teachers prepare well for class

**4. Indifferently:** 0.35% of the Students found that the teachers prepare well for class

The feedback indicates that the majority of students have a highly positive view of how well teachers prepare for class

### ❖ How well teachers able to communicate

**1. Always effective:** 72.06% of the students found that the teachers are able to communicate well

**2. Sometime effective:** 24.36% of the students found that the teachers are able to communicate well

**3. Just Satisfactorily:** 2.25% of the students found that the teachers are able to communicate well

**4. Generally ineffective:** 0.20% of the students found that the teachers are able to communicate well

The feedback indicates that the majority of students have a highly positive view of how well teachers are able to communicate

### ❖ How teachers are able to identify your weakness and help you to overcome them?

**1 Every time:** 68.53% of the students found that the teachers are able to identify their weakness and help to overcome them





**2. Usually: 26.90%** of the students found that the teachers are able to identify their weakness and help to overcome them

**3. Occasionally/sometimes: 1.69%** of the students found that the teachers are able to identify their weakness and help to overcome them

**4. Rarely: 0.49%** of the students found that the teachers are able to identify their weakness and help to overcome them

The feedback indicates that the majority of students have a highly positive view of how teachers identify their weaknesses and provide support to overcome them

#### ❖ Teachers encourage you to participate in extracurricular activities?

**1. Strongly agree: 63.09%** of the students believe that teachers encourage them to participate in extracurricular activities

**2. Agree: 31.33%** of the students believe that teachers encourage them to participate in extracurricular activities

**3. Neutral: 3.20%** of the students believe that teachers encourage them to participate in extracurricular activities

**4. Disagree: 0.22%** of the students believe that teachers encourage them to participate in extracurricular activities

The feedback indicates that the majority of students perceive that teachers strongly or at least agreeably encourage them to participate in extracurricular activities.



❖ **Teachers inform you about your expected competencies, course outcomes and programme outcomes**

**1. Every time:** 68.81% of the students believe that teachers inform them about their expected competencies, course outcomes and programme outcomes

**2. Usually:** 27.40% of the students believe that teachers inform them about their expected competencies, course outcomes and programme outcomes

**3. Sometimes:** 2.05% of the students believe that teachers inform them about their expected competencies, course outcomes and programme outcomes

**4. Every time Rarely:** 0.27% of the students believe that teachers inform them about their expected competencies, course outcomes and programme outcomes

The feedback indicates that the majority of students have a highly positive view of teachers' communication about expected competencies, course outcomes, and program outcomes.

❖ **The institute takes active interest in promoting internship, student exchange, field visit opportunities for students**

**1. Regularly:** 68.48% of the students believe that the institute takes active interest in promoting internship, student exchange, field visit opportunities for students

**2. Often:** 23.41% of the students believe that the institute takes active interest in promoting internship, student exchange, field visit opportunities for students

**3. Sometimes:** 5.07% of the students believe that the institute takes active interest in promoting internship, student exchange, field visit opportunities for students

**4. Rarely:** 1.74% of the students believe that the institute takes active interest in promoting internship, student exchange, field visit opportunities for students





The feedback indicates that the majority of students have a highly positive view of the institute's efforts to promote internship, student exchange, and field visit opportunities, with a smaller segment perceiving frequent promotion.

❖ **The institute/teachers use student centric method, such as experimental learning, participative learning and problem-solving methodologies for enhancing learning experience**

**1. To a great extent:** 66.49% of the students believe that the teachers use student centric method for enhancing learning experiences

**2. Moderate:** 29.15% of the students believe that the teachers use student centric method for enhancing learning experiences

**3. Somewhat:** 1.92% of the students believe that the teachers use student centric method for enhancing learning experiences

**4. Very little:** 1.09% of the students believe that the teachers use student centric method for enhancing learning experiences

The feedback suggests that the majority of students perceive the use of student-centric methods to enhance the learning experience to a great extent or to a moderate extent.





❖ **The institute makes effort to engage students in the monitoring, review and continuous quality improvement of teaching learning process**

**1. Strongly agree: 61.96%** of the students believe that the institute makes effort to engage students in the monitoring, review and continuous quality improvement of teaching learning process

**2. Agree: 33.29%** of the students believe that the institute makes effort to engage students in the monitoring, review and continuous quality improvement of teaching learning process

**3. Neutral: 3.08%** of the students believe that the institute makes effort to engage students in the monitoring, review and continuous quality improvement of teaching learning process

**4. Disagree: 0.44%** of the students believe that the institute makes effort to engage students in the monitoring, review and continuous quality improvement of teaching learning process

The feedback indicates that the majority of students have a highly positive view of the institute's efforts to engage them in the monitoring, review, and continuous quality improvement of the teaching-learning process

❖ **The institute provides multiple opportunities to learn and grow**

**1. Strongly agree: 60.04%** of the students believe that the institute provides multiple opportunities to learn and grow

**2. Agree: 34.76%** of the students believe that the institute provides multiple opportunities to learn and grow



**3. Neutral: 3.18%** of the students believe that the institute provides multiple opportunities to learn and grow

**4. Disagree: 0.46%** of the students believe that the institute provides multiple opportunities to learn and grow

The feedback indicates that the majority of students have a highly positive view of the institute's provision of multiple opportunities for learning and growth, with a smaller segment expressing agreement.

❖ **The overall quality of teaching learning process in your institute is very good**

**1. Strongly agree: 66.16%** of the students believe that the overall quality of teaching learning process in our institute is very good

**2. Agree: 30.43%** of the students believe that the overall quality of teaching learning process in our institute is very good

**3. Neutral: 2.49%** of the students believe that the overall quality of teaching learning process in our institute is very good

**4. Disagree: 0.34%** of the students believe that the overall quality of teaching learning process in our institute is very good

The feedback indicates that the majority of students have a highly positive view of the overall quality of the teaching and learning process in your institute, with a smaller segment expressing agreement.





❖ **Teacher's approach to learning can be best described as**

1. **Excellent:** 62% of the students believe that the teachers approach to learning is excellent
2. **Very good:** 32.62% of the students believe that the teachers approach to learning is very good
3. **Fair:** 4.11% of the students believe that the teachers approach to learning is good
4. **Good:** 0.05% of the students believe that the teachers approach to learning is fair

The feedback indicates that the majority of students perceive the teacher's approach to learning as excellent or very good, with a smaller segment viewing it as fair or good.

❖ **The teacher identifies your strength and encourage you with providing right level of challenges**

1. **Fully:** 66.64% of the students believe that the teachers identify their strength and encourage them with providing right level of challenges
2. **Reasonably:** 29.06% of the students believe that the teachers identify their strength and encourage them with providing right level of challenges
3. **Partially:** 2.15% of the students believe that the teachers identify their strength and encourage them with providing right level of challenges
4. **Slightly:** 0.49% of the students believe that the teachers identify their strength and encourage them with providing right level of challenges

The feedback indicates that the majority of students perceive that teachers identify their strengths and encourage them with appropriate challenges.





❖ **The teacher illustrates concepts through examples and applications**

1. **Every time:** 69.37% of the students believe that the teachers illustrate concepts through examples and applications

2. **Usually:** 27.04% of the students believe that the teachers illustrate concepts through examples and applications

3. **Sometimes:** 1.75% of the students believe that the teachers illustrate concepts through examples and applications

4. **Rarely:** 1.75% of the students believe that the teachers illustrate concepts through examples and applications

The feedback indicates that the majority of students perceive that teachers frequently use examples and applications to illustrate concepts.

❖ **The teaching and mentoring process in your institution facilitates you in cognitive, social and emotional growth**

1. **Significantly:** 60.19% of the students believe that the teaching and mentoring process in our institution facilitates them in cognitive, social and emotional growth

2. **Very well:** 34.61% of the students believe that the teaching and mentoring process in our institution facilitates them in cognitive, social and emotional growth

3. **Moderately:** 3.28% of the students believe that the teaching and mentoring process in our institution facilitates them in cognitive, social and emotional growth

4. **Marginally:** 0.56% of the students believe that the teaching and mentoring process in our institution facilitates them in cognitive, social and emotional growth



The feedback indicates that the majority of students perceive that the teaching and mentoring process in your institution has a significant and very positive impact on their cognitive, social, and emotional growth.

❖ **Was your performance in assignments discussed with you?**

**1. Every time: 69.58%** of the students believe that their performance in assignments is discussed with them

**2. Usually: 26.28%** of the students believe that their performance in assignments is discussed with them

**3. Sometimes: 2.23%** of the students believe that their performance in assignments is discussed with them

**4. Rarely: 0.52%** of the students believe that their performance in assignments is discussed with them

The feedback indicates that a significant majority of students perceive that their performance in assignments is discussed with them regularly. While there is a smaller segment with moderate engagement and occasional discussions, overall, instructors appear to be actively addressing assignment performance with students.

❖ **What percentage of teachers use ICT tools such as LCD projector, multimedia etc. while teaching**

**1. Above 89 %: 53.24%** of the students believe that above 89% of teachers use ICT tools such as LCD projector, multimedia etc. while teaching

**2. 70 to 89 %: 34.61%** of the students believe that 70-89% of the teachers use ICT tools such as LCD projector, multimedia etc. while teaching





**3. 50 to 69 %:** 3.28% of the students believe that 50-69% of the teachers use ICT tools such as LCD projector, multimedia etc. while teaching

**4. 30 to 49 %:** 0.56% of the students believe that 30-49% of the teachers use ICT tools such as LCD projector, multimedia etc. while teaching

The feedback indicates varying levels of integration of ICT tools in teaching, with a majority of students perceiving a high level of utilization by teachers.

#### ❖ **Your mentor does a necessary follow up with assigned task to you**

**1. Every time:** 70.26% of the students believe that mentors do necessary follow-up with assigned task to them

**2. Usually:** 25.59% of the students believe that mentors do necessary follow-up with assigned task to them

**3. Sometimes:** 2.55% of the students believe that mentors do necessary follow-up with assigned task to them

**4. Rarely:** 0.32% of the students believe that mentors do necessary follow-up with assigned task to them

The feedback indicates that a significant majority of students perceive that their mentors conduct necessary follow-up on assigned tasks, with the highest percentage indicating that follow-up is consistent. While there is a smaller segment with moderate satisfaction, overall, mentorship is viewed positively by the student body.






## Conclusion:

The feedback collected from students provides valuable insights into their perceptions of various aspects of their educational experience. It is heartening to note that the majority of students express a high level of satisfaction with their institute, teachers, and the overall quality of education. These positive sentiments are particularly evident in areas such as the commitment to skill development, the fairness of the internal evaluation process, and the extent of syllabus coverage. These findings reflect the institution's dedication to fostering a supportive and enriching learning environment that prepares students not only academically but also with essential life and employability skills.

However, the feedback also highlights areas where improvements could be considered. While these concerns are relatively minor and affect only small segments of the student body, they underscore the importance of continuous quality enhancement efforts. Overall, the institution should take pride in the overwhelmingly positive feedback from its students, while remaining committed to addressing specific areas of concern to further enhance the educational experience it offers.

  
**Dr. V. C. Thange**  
I.Q.A.C. Coordinator

Co ordinator  
IQAC, K. J. Somaiya College  
Kopargaon, Dist. A.Nagar



  
**Dr. B. S. Yadav**

Principal  
**Principal**  
K. J. Somaiya College of Arts  
Commerce & Science, Kopargaon





**Kopargاون Taluka Education Society's**

# **K.J. Somaiya College of Arts, Commerce and Science**

**Kopargاون, Ahmednagar, (M.S.)**



**Teacher Feedback Analysis: Faculty of Arts**

**2022-23**

**Internal Quality Assurance Cell  
(IQAC)**





# K. J. Somaiya College, Kopargaoon

## Teacher feedback analysis

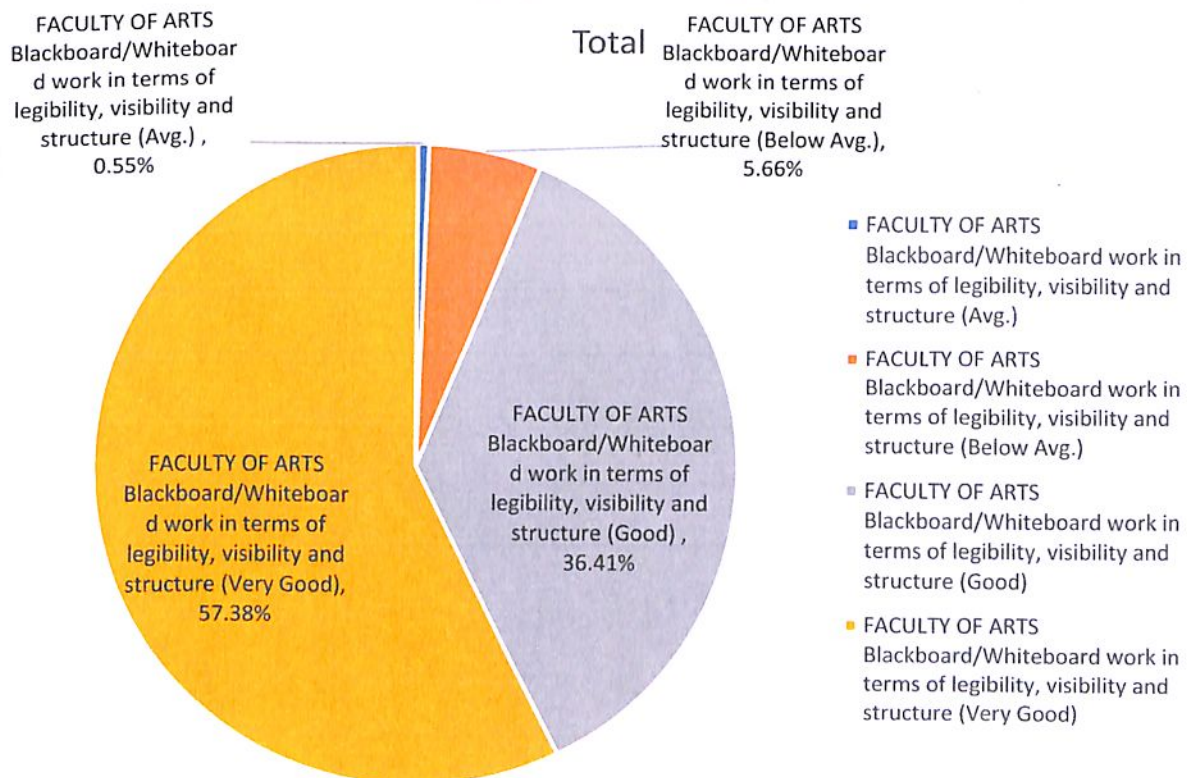
### Faculty of Arts

### 2022-23

Total number of students participated: 778

#### 1. Blackboard/whiteboard work in terms of legibility, visibility and structure:

Average  
Below average  
Good  
Very good





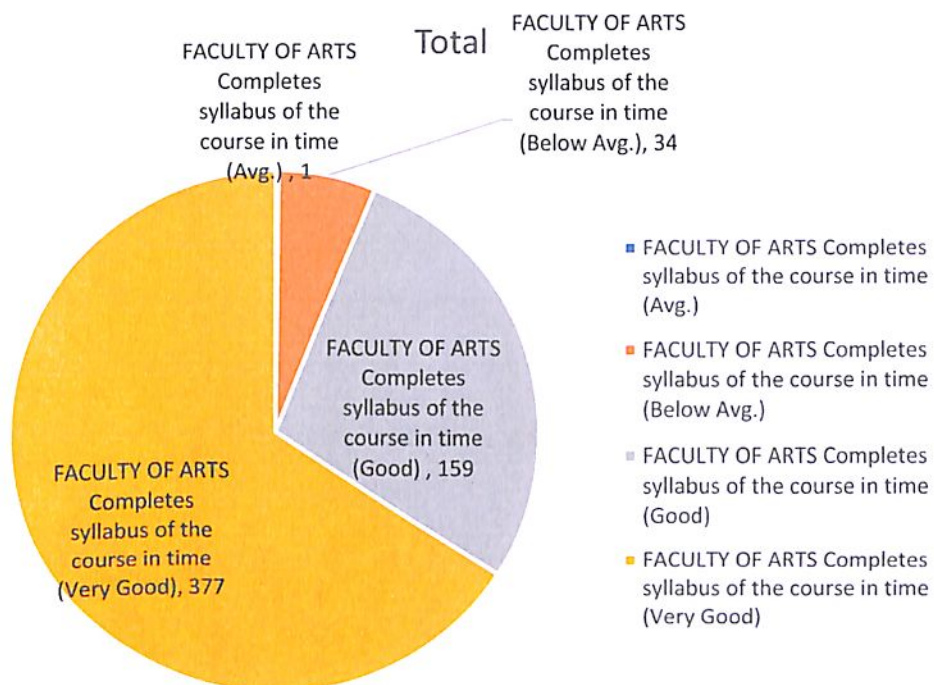
## 2. Communicative skills:

Average

Below average

Good

Very good



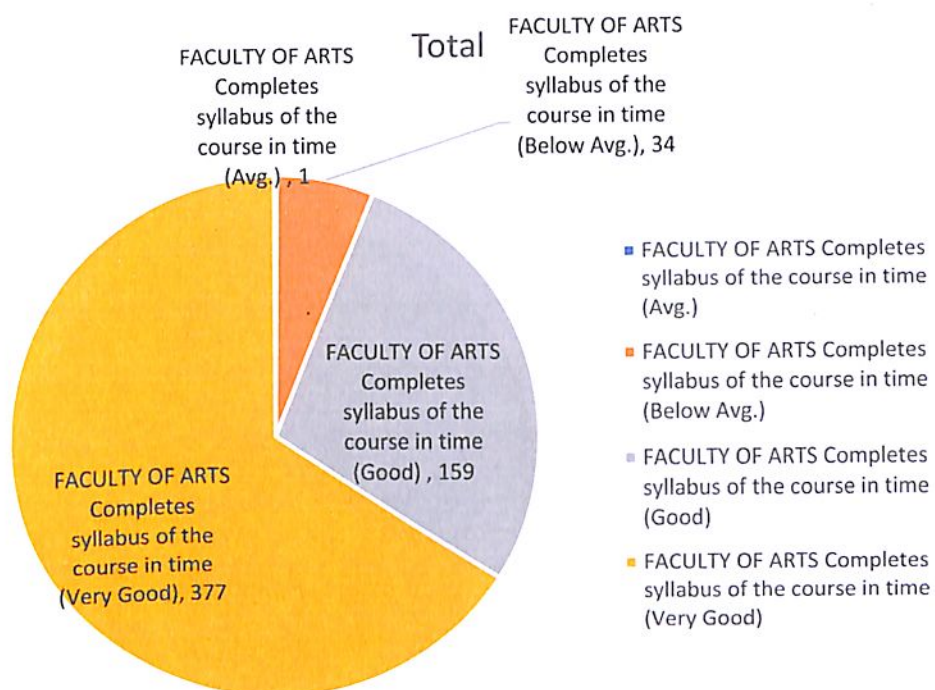
### 3. Completes syllabus of the course:

Average

Below average

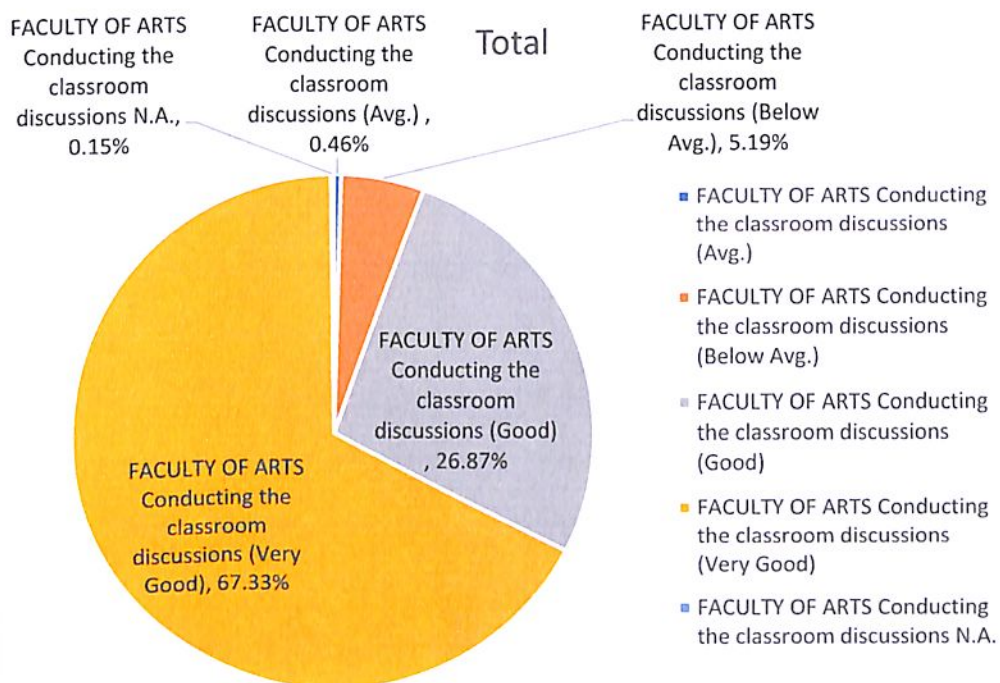
Good

Very good



#### 4. Conducting classroom discussions:

Average  
Below average  
Good  
Very good  
NA





### 5. Delivery of structured lecture:

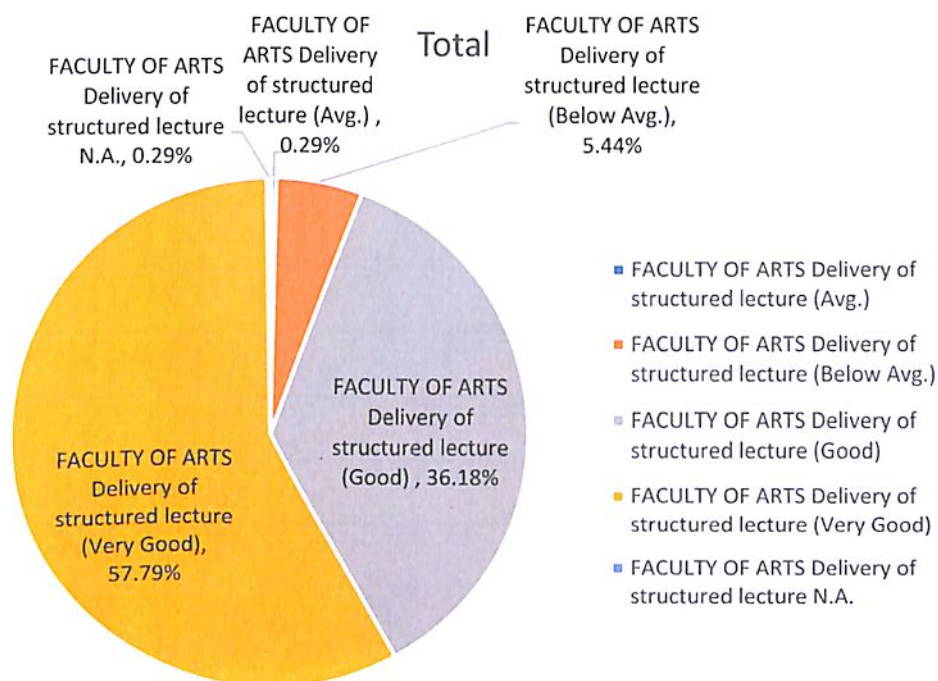
Average

Below average

Good

Very good

NA



#### 6. Focus on syllabi:

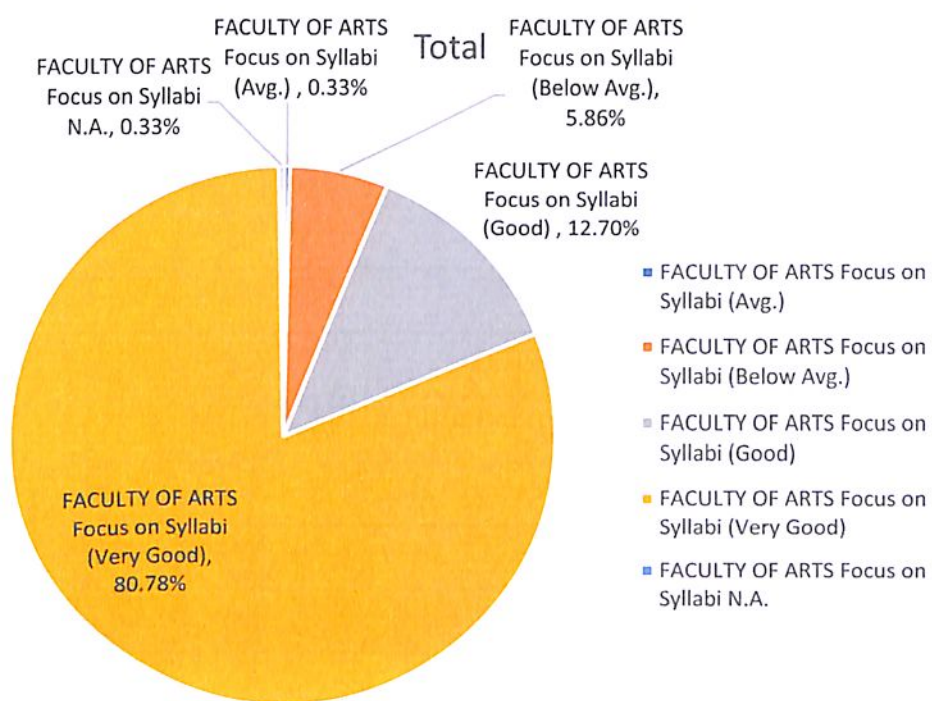
Average

Below average

Good

Very good

NA



7. Makes alternate arrangement of class in his/her absence:

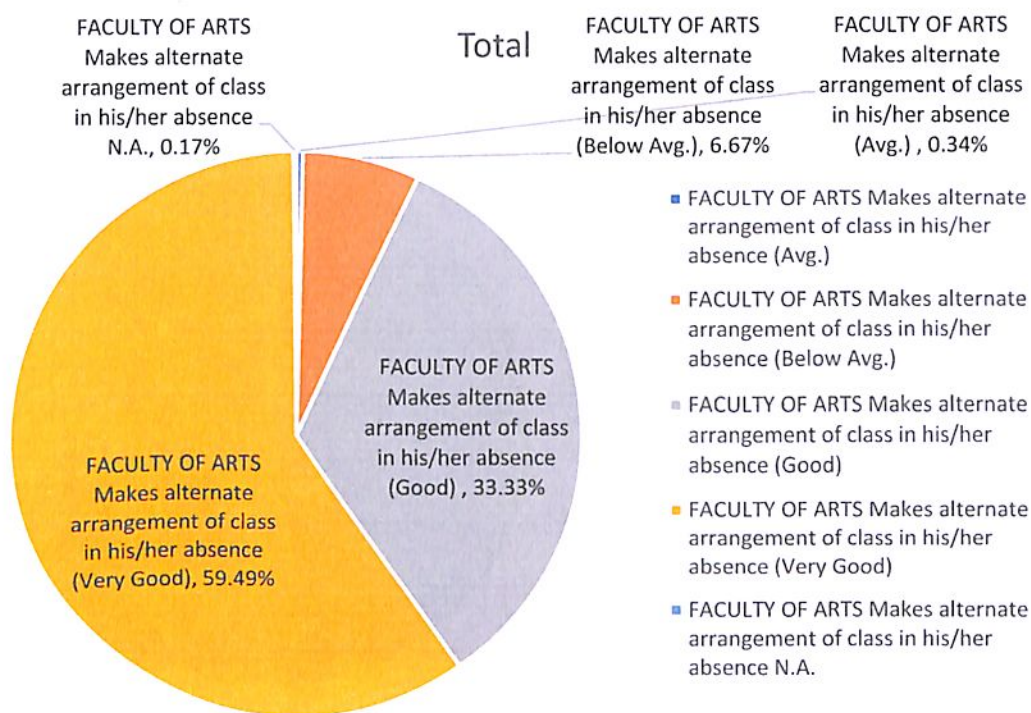
Average

Below average

Good

Very good

NA





7. Makes alternate arrangement of class in his/her absence:

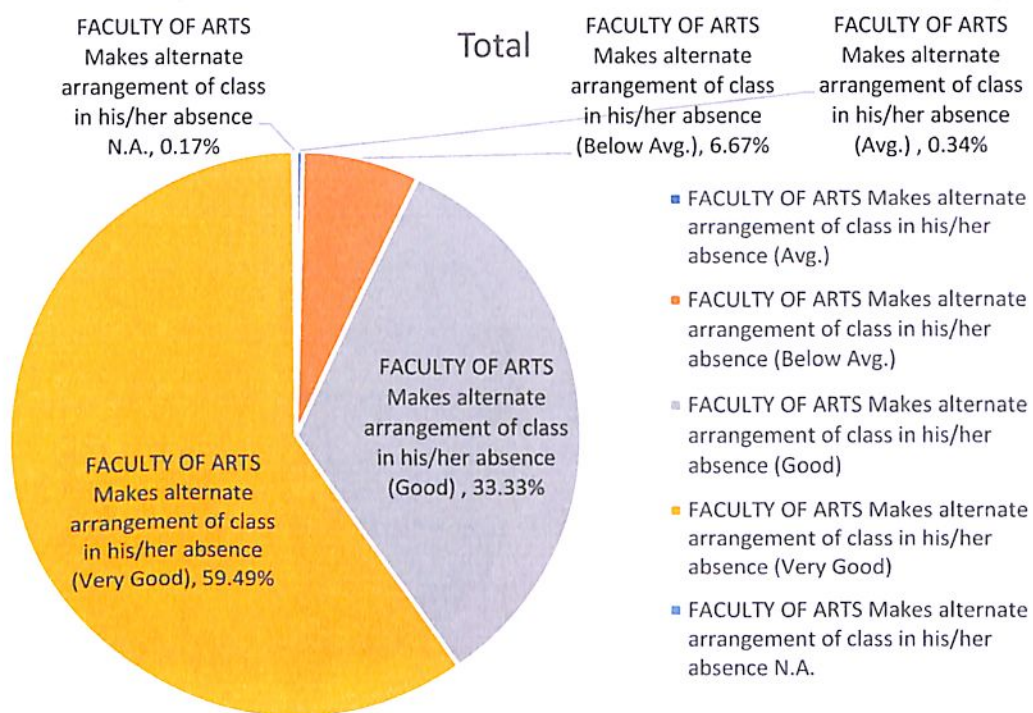
Average

Below average

Good

Very good

NA



# 8. Makes sure that he/she being understood:

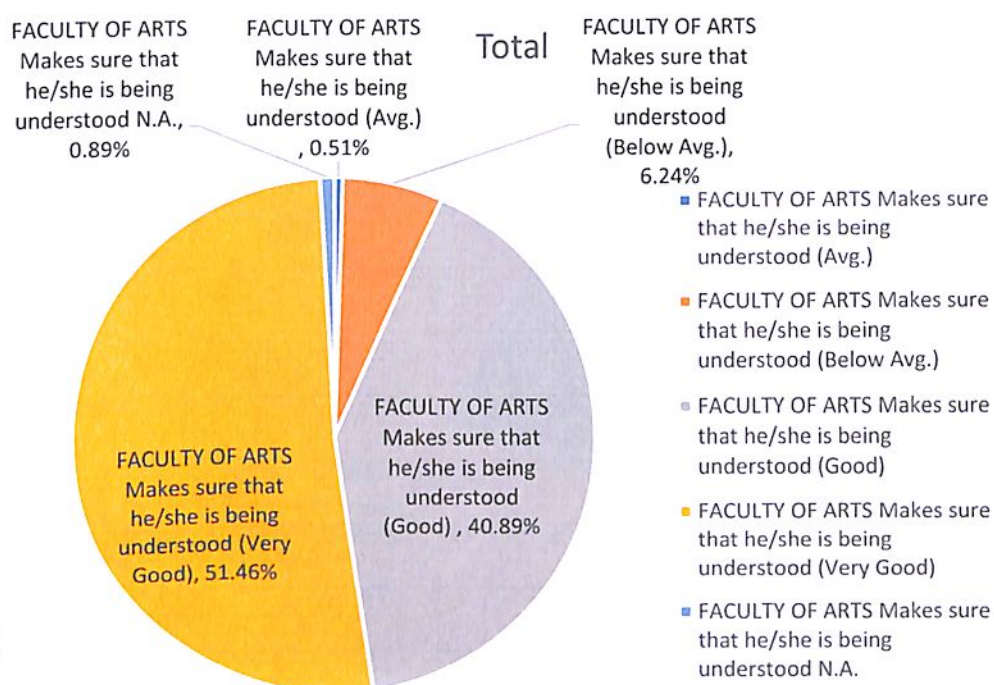
Average

Below average

Good

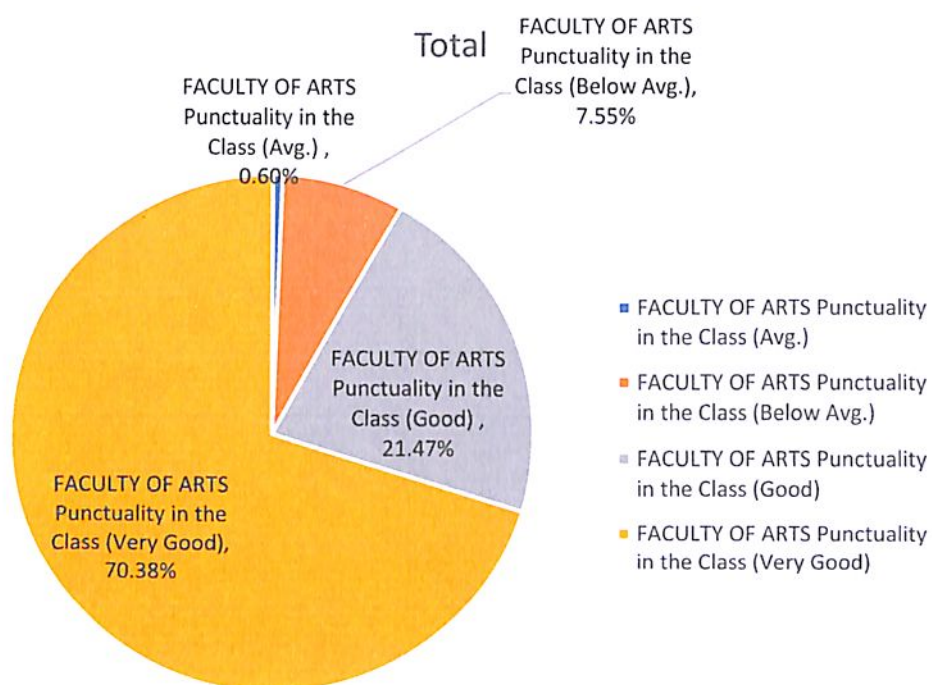
Very good

NA



### 9. Punctuality in the class:

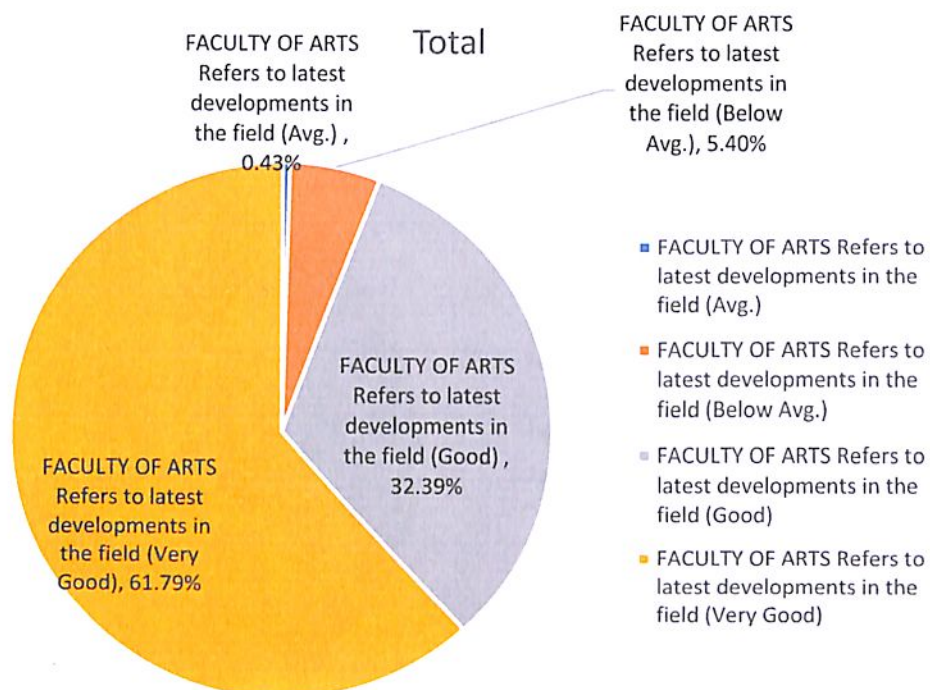
Average  
Below average  
Good  
Very good  
NA





**10. Refers to latest development in the field:**

Average  
Below average  
Good  
Very good



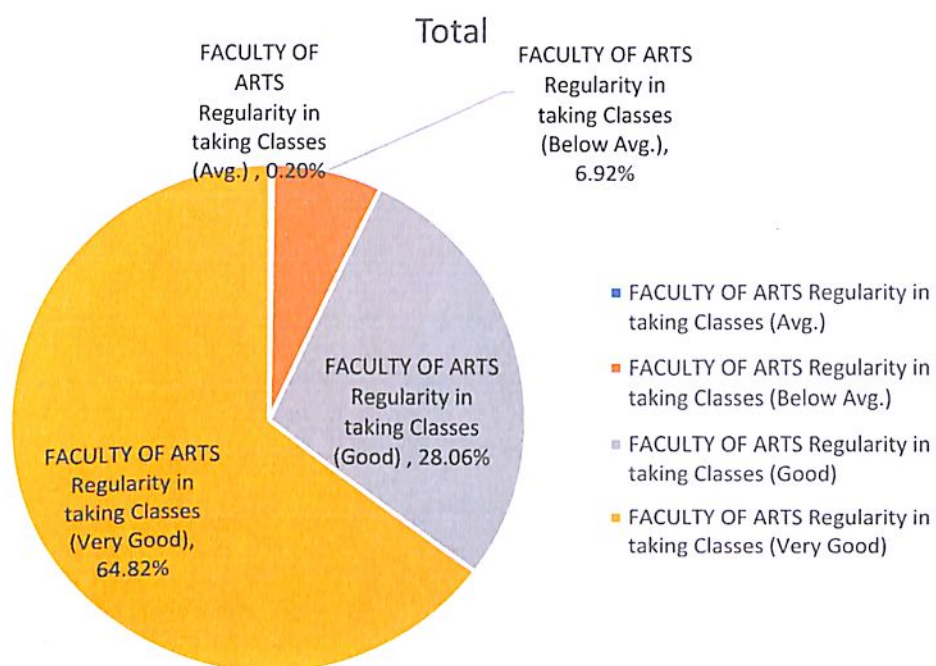
### 11. Regularity in taking classes:

Average

Below average

Good

Very good



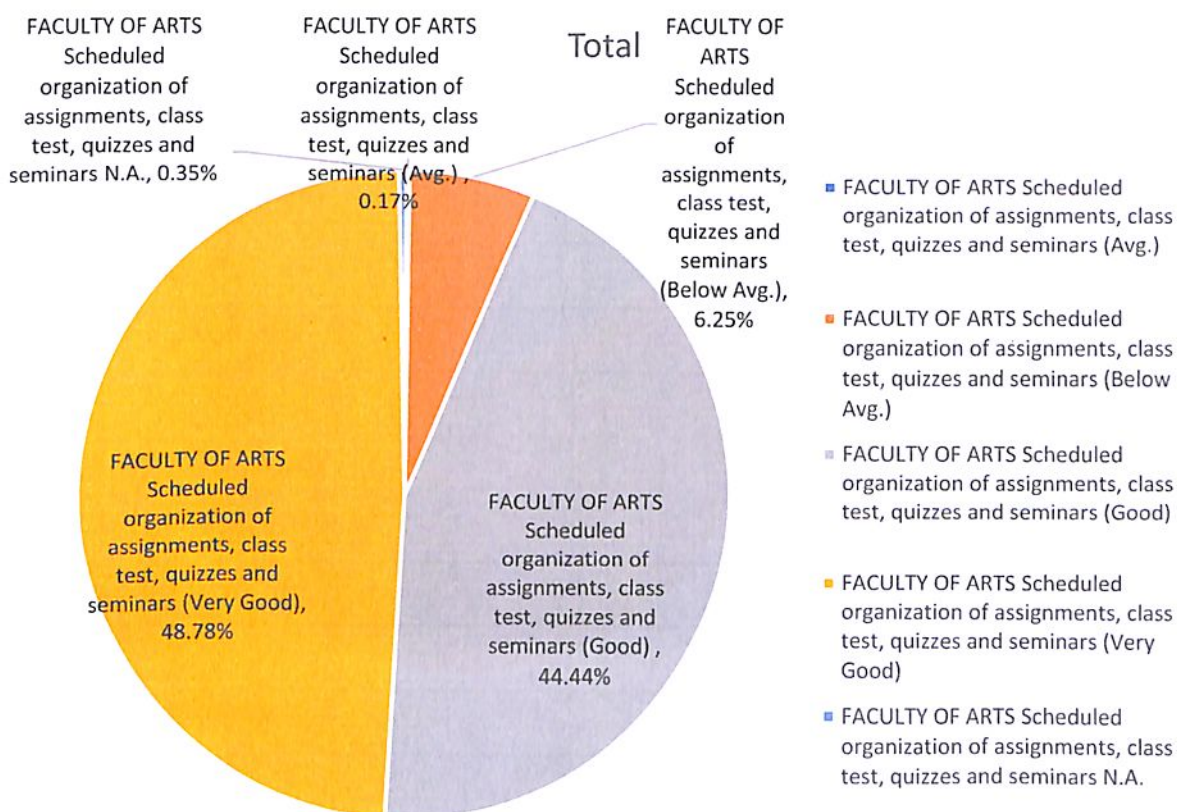
## 12. Scheduled organization of assignments, class test, quizzes and seminars:

Average

Below average

Good

Very good





### 13. Self-confidence:

Average

Below average

Good

Very good

NA

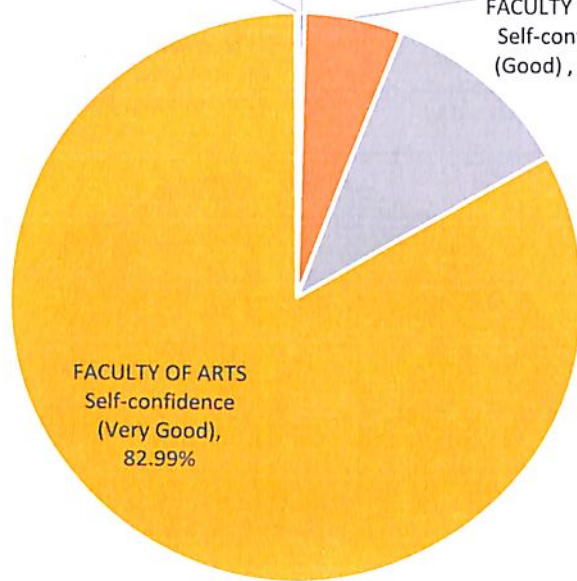
FACULTY OF ARTS  
Self-confidence  
N.A., 0.16%

FACULTY OF ARTS  
Self-confidence  
(Avg.), 0.32%

Total

FACULTY OF ARTS  
Self-confidence  
(Below Avg.),  
5.56%

FACULTY OF ARTS  
Self-confidence  
(Good), 10.97%

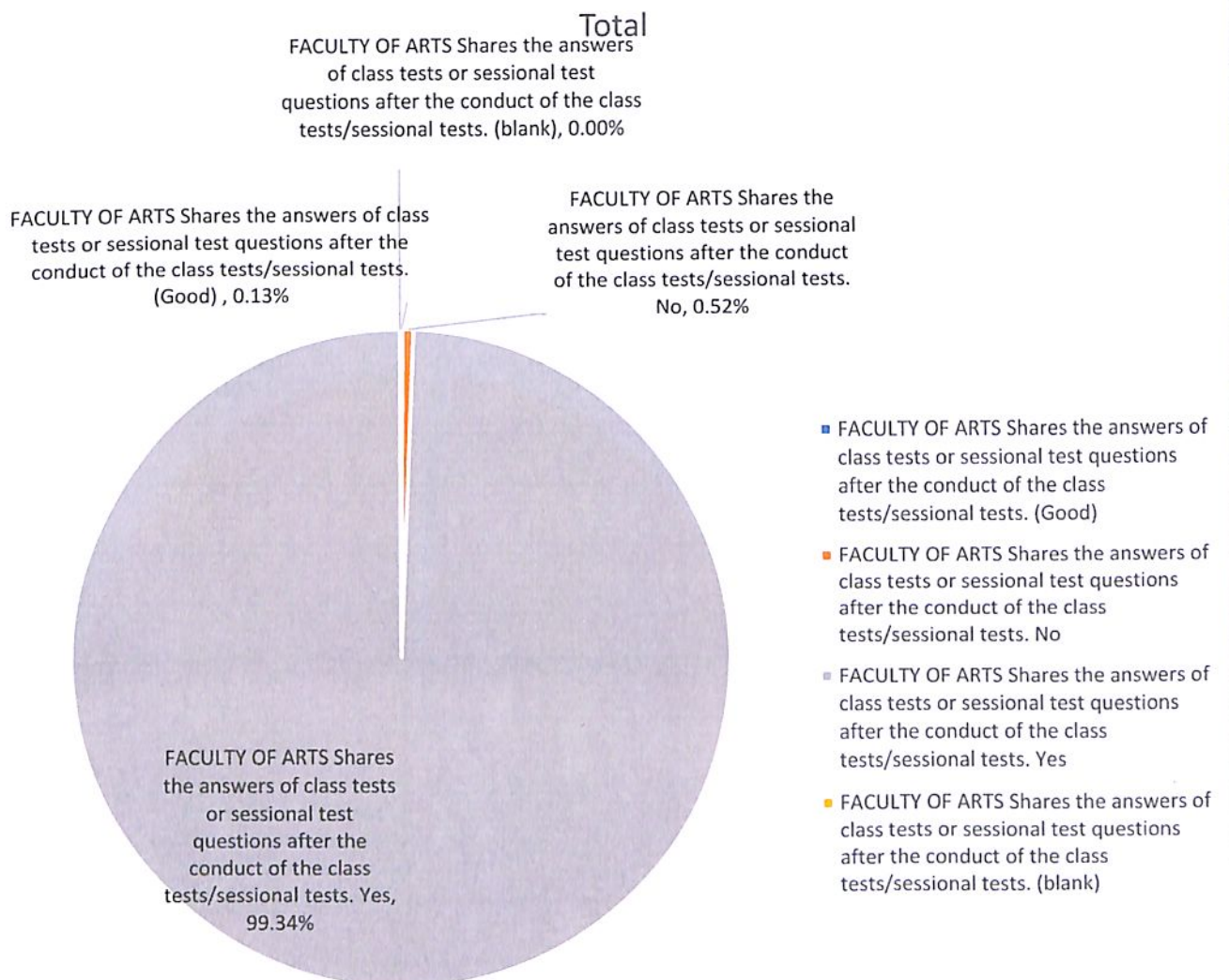


- FACULTY OF ARTS Self-confidence (Avg.)
- FACULTY OF ARTS Self-confidence (Below Avg.)
- FACULTY OF ARTS Self-confidence (Good)
- FACULTY OF ARTS Self-confidence (Very Good)
- FACULTY OF ARTS Self-confidence N.A.



14. Shares answer of class test or sessional test after conduct of test:

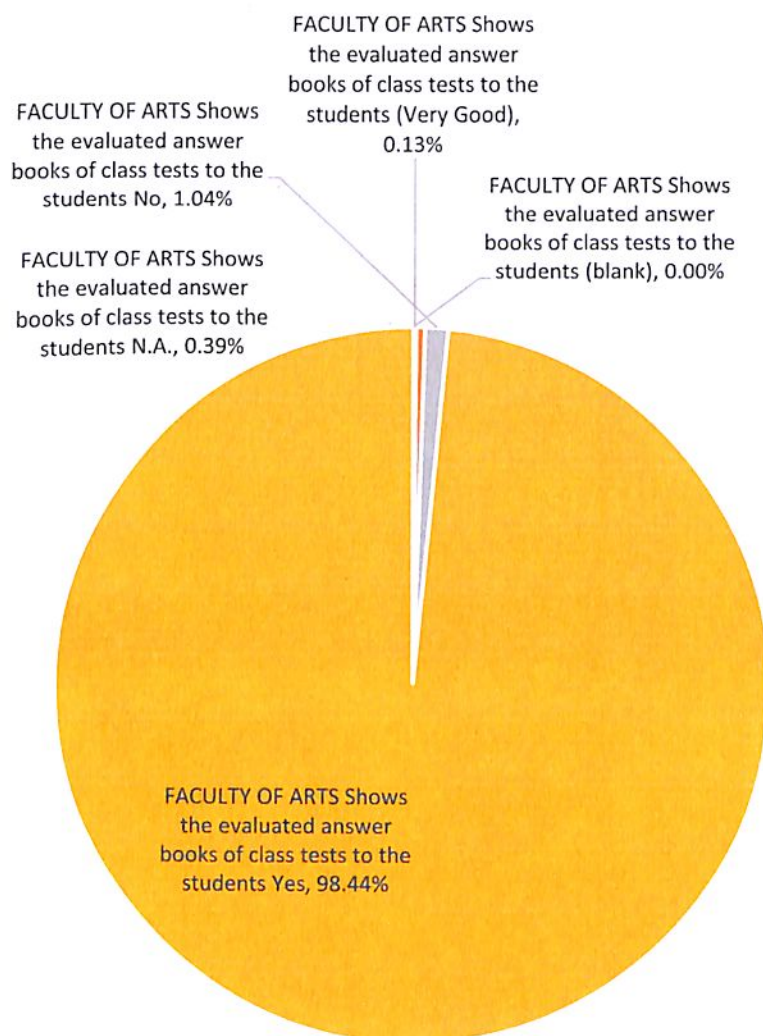
Yes  
No  
NA



15. Shows evaluated answer books of class test to students:

Yes  
No  
NA

Total



- FACULTY OF ARTS Shows the evaluated answer books of class tests to the student (Very Good)
- FACULTY OF ARTS Shows the evaluated answer books of class tests to the student N.A.
- FACULTY OF ARTS Shows the evaluated answer books of class tests to the student No
- FACULTY OF ARTS Shows the evaluated answer books of class tests to the student Yes
- FACULTY OF ARTS Shows the evaluated answer books of class tests to the student (blank)





# 16. Skill of linking subject to life experience and creating interest in the subject:

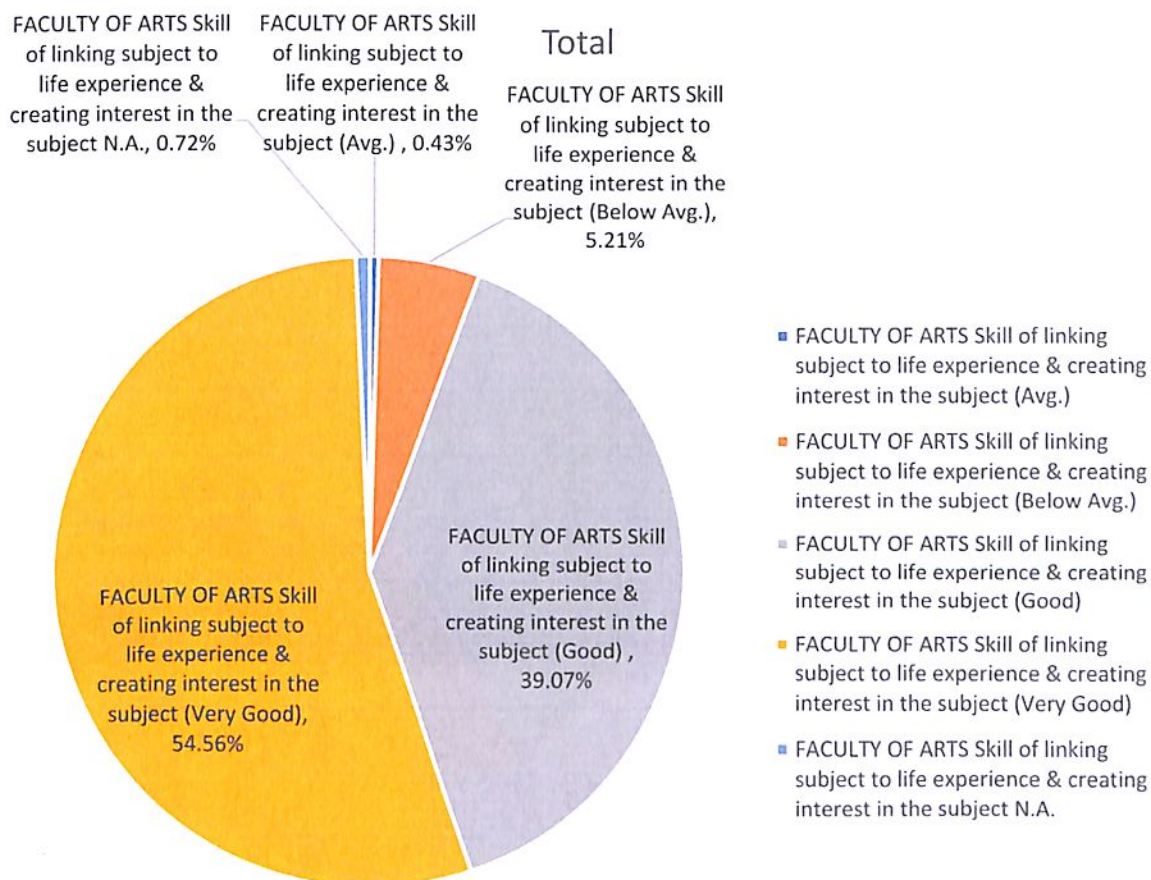
Average

Below average

Good

Very good

NA



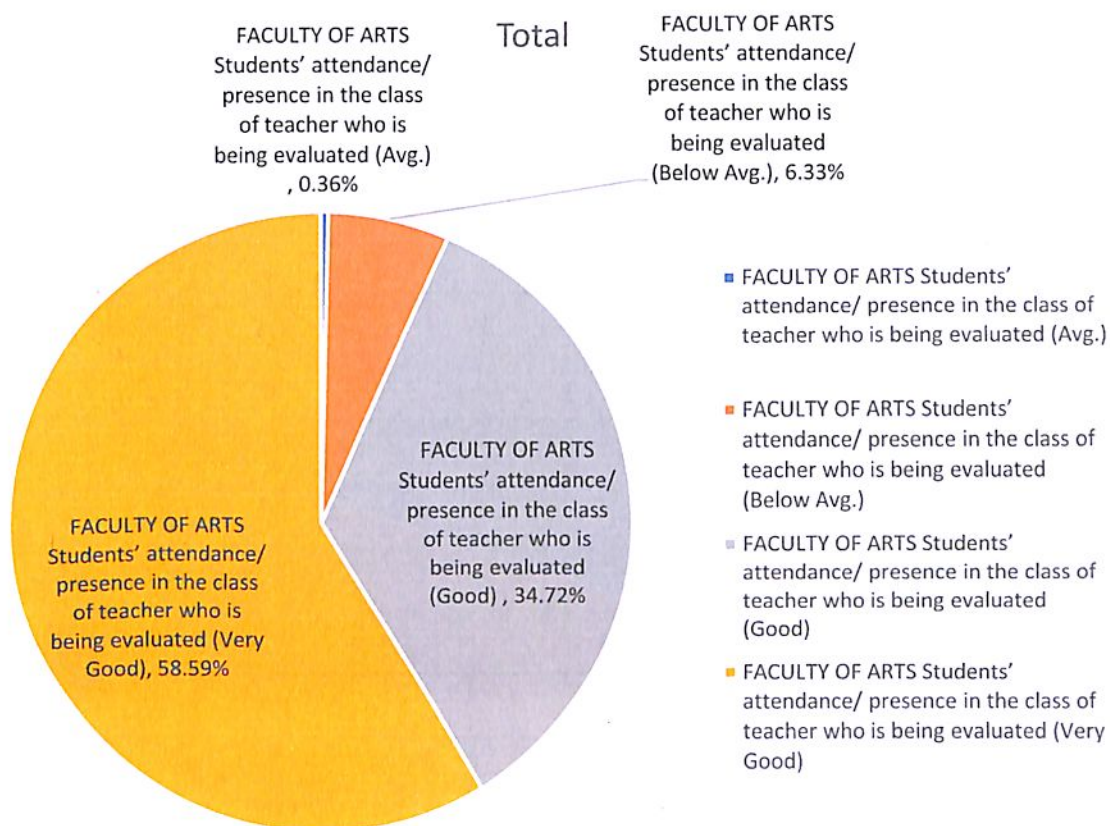
**17. Student's attendance/presence in the class of teacher who is being evaluated:**

Average

Below average

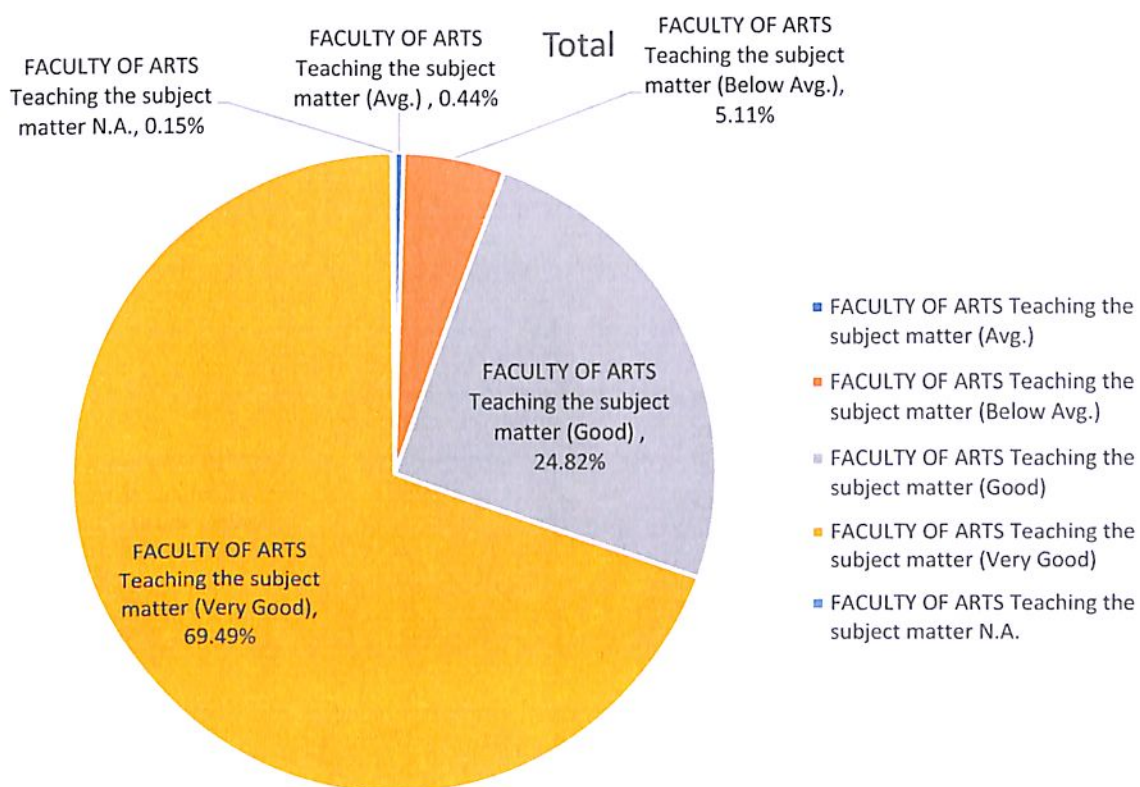
Good

Very good



### 18. Teaching the subject matter:

Average  
Below average  
Good  
Very good  
NA





### 19. Uses of innovative teaching method:

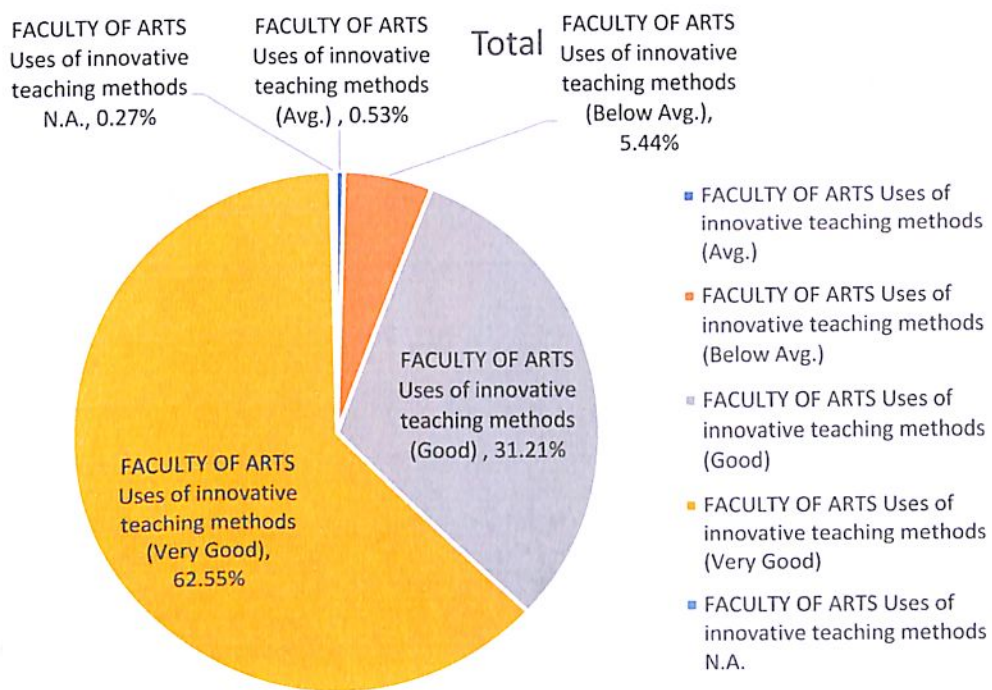
Average

Below average

Good

Very good

NA



## 20. Uses of teaching aids (OHP/Blackboard/PPTs/ICT/smart class):

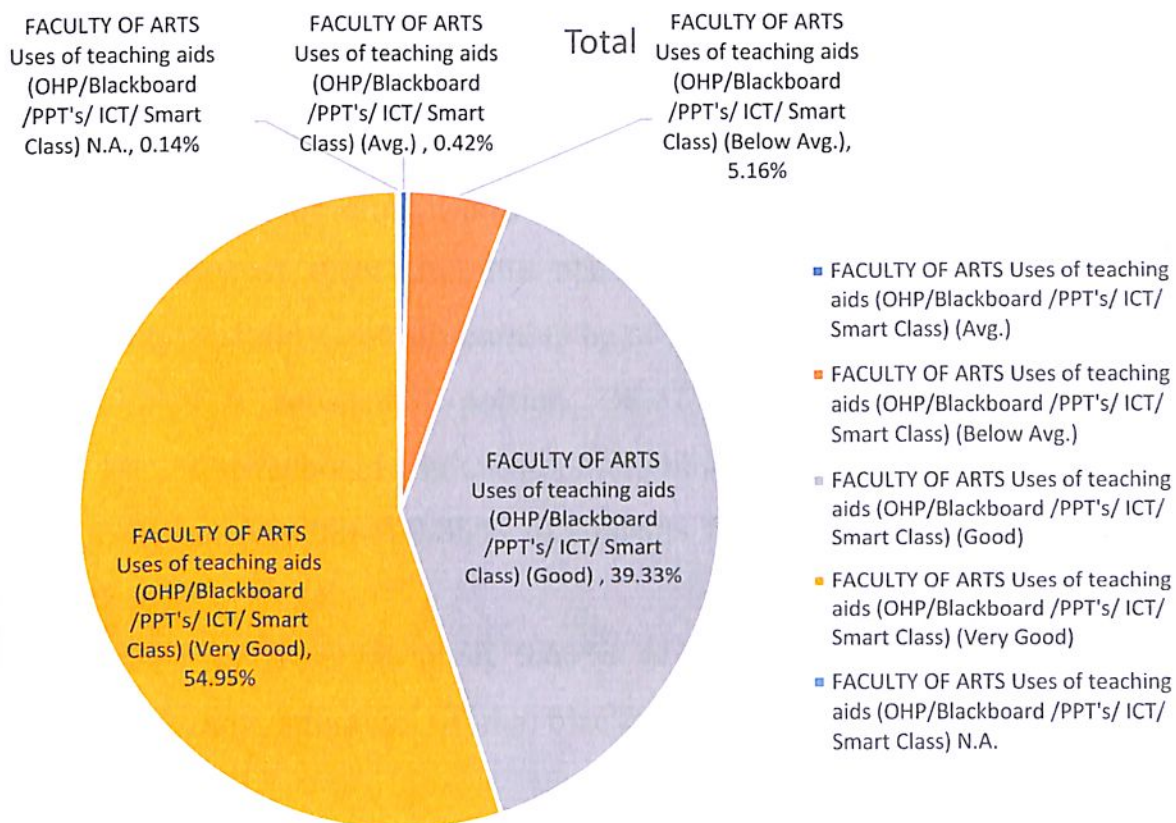
Average

Below average

Good

Very good

NA





# **Teachers Feedback Analysis**

## **Report: Arts**

### **❖ Blackboard/whiteboard work in terms of legibility, visibility and structure:**

**1. Very good:** This rating was given by **57.38%** of the students, indicating that the majority of them find the blackboard/whiteboard work in terms of legibility, visibility, and structure to be of high quality.

**2. Good:** A substantial portion, **36.41%**, of students also rated the blackboard/whiteboard work as good, highlighting its effectiveness.

**3. Average:** A minimal **0.55%** of students found the blackboard/whiteboard work to be average.

**4. Below average:** A small **5.66%** of students perceived the legibility, visibility, and structure of the blackboard/whiteboard work to be below average.

The majority of students found the blackboard/whiteboard work to be of high quality, with a substantial proportion rating it as very good.

### **❖ Communicative skills:**

**1. Very good:** The majority of students, **77.79%**, expressed that the instructor's communicative skills are very good, indicating effective communication in the classroom.

**2. Good:** **16.33%** of students rated the instructor's communicative skills as good, reflecting a generally positive impression.

**3. Average:** Only **0.17%** of students found the communicative skills to be average.





**4. Below average:** A minor **5.71%** of students reported below-average communicative skills.

The instructor's communicative skills were predominantly viewed positively by the students, with a significant majority rating them as very good. However, there is a small percentage of students who perceived the communicative skills as below average, suggesting room for enhancement in this aspect.

❖ **Completes syllabus of the course:**

**1. Very good:** A significant **77.79%** of students reported that the instructor consistently completes the syllabus, meeting their expectations.

**2. Good:** **16.33%** of students found the syllabus coverage to be good.

**3. Average:** A minimal **0.17%** of students regarded the coverage as average.

**4. Below average:** **5.71%** of students noted that the syllabus completion was below average.

The instructor's performance in completing the syllabus was positively perceived by the majority of students, with a significant percentage rating it as very good.

❖ **Conducting classroom discussions:**

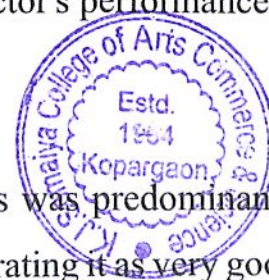
**1. Very good:** **67.33%** of students praised the instructor's ability to conduct classroom discussions effectively.

**2. Good:** **26.87%** of students found the classroom discussions to be good.

**3. Average:** **0.46%** of students considered the discussions to be average.

**4. Below average:** **5.19%** of students felt that the instructor's performance in this aspect was below average.

The instructor's ability to conduct classroom discussions was predominantly viewed positively by students, with a significant majority rating it as very good.



❖ **Delivery of structured lecture:**

1. **Very good:** A substantial **57.79%** of students appreciated the instructor's delivery of structured lectures.
2. **Good:** **36.18%** of students rated the lecture delivery as good.
3. **Average:** **5.44%** of students found the lecture delivery to be average.
4. **Below average:** A mere **0.29%** of students reported below-average lecture delivery.

The instructor's delivery of structured lectures was predominantly viewed positively by students, with a substantial majority rating it as very good or good.

❖ **Focus on syllabi:**

1. **Very good:** An overwhelming **80.78%** of students lauded the instructor's focus on the syllabi, indicating a strong alignment with the course objectives.
2. **Good:** **12.70%** of students found the focus on syllabi to be good.
3. **Average:** **0.33%** of students regarded it as average.
4. **Below average:** **5.86%** of students expressed that the focus on syllabi was below average.

The instructor's focus on syllabi was highly praised by the majority of students, with an overwhelming percentage rating it as very good.

❖ **Makes alternate arrangement of class in his/her absence:**

1. **Very good:** **59.49%** of students appreciated the instructor's ability to make alternate class arrangements in their absence.
2. **Good:** **33.33%** of students found the alternate arrangements to be good.
3. **Average:** **0.34%** of students rated it as average.
4. **Below average:** A small **6.67%** of students felt that the instructor's contingency planning in their absence was below average.





The instructor's ability to make alternate class arrangements in their absence was positively perceived by the majority of students, with a significant percentage rating it as very good or good.

❖ **Makes sure that he/she being understood:**

**1. Very good:** 51.46% of students find the instructor's efforts to ensure understanding to be very good.

**2. Good:** A substantial 40.89% of students reported good communication effectiveness in this aspect.

**3. Average:** Only 0.51% of students found this aspect to be average.

**4. Below average:** 6.24% of students indicated that the instructor's efforts to ensure understanding were below average.

The instructor's efforts to ensure understanding were predominantly viewed positively by students, with a significant majority rating them as very good or good.

❖ **Punctuality in the class:**

**1. Very good:** An impressive 70.38% of students appreciated the instructor's punctuality.

**2. Good:** 21.47% of students found the instructor to be good in terms of punctuality.

**3. Average:** A minimal 0.60% of students regarded punctuality as average.

**4. Below average:** 7.55% of students reported below-average punctuality.

The instructor's punctuality in class was predominantly viewed positively by students, with an impressive majority rating it as very good





❖ **Refers to latest development in the field:**

1. **Very good:** 61.79% of students acknowledged the instructor's efforts in referring to the latest developments in the field.
2. **Good:** 32.39% of students found the instructor's engagement with the latest developments to be good.
3. **Average:** 0.43% of students considered it as average.
4. **Below average:** 5.40% of students perceived the instructor's reference to the latest developments as below average.

The instructor's efforts to refer to the latest developments in the field were predominantly viewed positively by students, with a majority rating it as very good or good.

❖ **Regularity in taking classes:**

1. **Very good:** 64.82% of students found the instructor's class regularity to be very good.
2. **Good:** 28.06% of students rated the instructor's class regularity as good.
3. **Average:** A minor 0.20% of students considered it as average.
4. **Below average:** 6.92% of students reported below-average class regularity.

The instructor's regularity in taking classes was predominantly viewed positively by students, with a significant majority rating it as very good or good.



❖ **Scheduled organization of assignments, class test, quizzes and seminars:**

1. **Very good:** 48.78% of students commended the scheduled organization of assignments, tests, quizzes, and seminars is very good.

2. **Good:** 44.44% of students found it to be good.

3. **Average:** 0.17% of students regarded it as average.

4. **Below average:** 6.25% of students found the organization to be below average.

The instructor's scheduled organization of assignments, class tests, quizzes, and seminars were predominantly viewed positively by students, with a significant majority rating it as very good or good.

❖ **Self-Confidence:**

1. **Very good:** A significant 82.99% of students praised the instructor's self-confidence.

2. **Good:** 10.97% of students found the instructor's self-confidence to be good.

3. **Average:** A minor 0.32% of students considered it as average.

4. **Below average:** 5.56% of students perceived the instructor's self-confidence as below average.

The instructor's self-confidence was predominantly viewed positively by students, with a significant majority rating it as very good. However, there is a small percentage of students who perceived self-confidence as below average, suggesting room for enhancement in this area.





❖ **Shares answer of class test or sessional test after conduct of test:**

**Yes:** An overwhelming **99.34%** of students confirmed that the instructor shares the answers of class tests or sessional tests after conducting them.

**No:** Only **0.52%** of students reported that the instructor does not share the answers.

The instructor's practice of sharing answers for class tests or sessional tests was highly praised by students, with an overwhelming majority confirming that answers are shared.

❖ **Shows evaluated answer books of class test to students:**

**Yes:** An impressive **98.44%** of students indicated that the instructor shows the evaluated answer books of class tests to them.

**No:** A minimal **1.04%** of students reported that the instructor does not show evaluated answer books.

The instructor's practice of showing evaluated answer books of class tests to students was highly appreciated, with an impressive majority confirming that this practice is followed.

❖ **Skill of linking subject to life experience and creating interest in the subject:**

**1. Very good:** **54.56%** of students found the instructor's ability to link the subject to life experiences and create interest to be very good.

**2. Good:** **39.07%** of students rated this skill as good.

**3. Average:** **0.43%** of students considered it as average.

**4. Below average:** **5.21%** of students found this skill to be below average.





The instructor's skill of linking the subject to life experiences and creating interest in the subject was predominantly viewed positively by students, with a majority rating it as very good or good.

❖ **Student's attendance/presence in the class of teacher who is being evaluated:**

1. **Very good:** 58.59% of students found the instructor's ability to maintain student attendance/presence in the class to be very good.
2. **Good:** 34.72% of students rated this aspect as good.
3. **Average:** A minimal 0.36% of students regarded it as average.
4. **Below average:** 6.33% of students reported below-average performance in this aspect.

The instructor's ability to maintain student attendance/presence in the class was predominantly viewed positively by students, with a majority rating it as very good or good.

❖ **Teaching the subject matter:**

1. **Very good:** 69.49% of students praised the instructor's teaching of the subject matter as very good.
2. **Good:** 24.82% of students found the teaching to be good.
3. **Average:** 0.44% of students considered it as average.
4. **Below average:** 5.11% of students reported below-average teaching of the subject matter.

The instructor's teaching of the subject matter was predominantly viewed positively by students, with a majority rating it as very good or good. However, there is a small percentage of students who perceived teaching in this aspect as below average, suggesting room for enhancement.



#### ❖ Uses of innovative teaching method:

1. **Very good:** 62.55% of students found the instructor's use of innovative teaching methods to be very good.
2. **Good:** 31.21% of students rated the use of innovative methods as good.
3. **Average:** 0.53% of students considered it as average.
4. **Below average:** 5.44% of students reported below-average use of innovative teaching methods.

The instructor's use of innovative teaching methods was predominantly viewed positively by students, with a majority rating it as very good or good.

#### ❖ Uses of teaching aids (OHP/Blackboard/PPTs/ICT/smart class):

1. **Very good:** 54.95% of students commended the instructor's use of teaching aids as very good.
2. **Good:** 39.33% of students found the use of teaching aids to be good.
3. **Average:** 0.42% of students regarded it as average.
4. **Below average:** 5.16% of students perceived the use of teaching aids as below average.

The instructor's use of teaching aids, including OHP, blackboard, PPTs, ICT, and smart class, was predominantly viewed positively by students, with a majority rating it as very good or good. However, there is a small percentage of students who perceived the use of teaching aids as below average, suggesting room for enhancement.





## CONCLUSION:

In summary, the evaluation of the instructor's teaching performance reflects a predominantly positive outlook from students. Notably, the instructor excels in areas such as effective communication, legible and well-structured blackboard/whiteboard work, consistent syllabus completion, and a strong focus on course objectives. Additionally, the instructor's self-confidence, ability to make alternate class arrangements, and the practice of sharing test answers and evaluated answer books were highly praised by a significant majority of students. These strengths underscore the instructor's dedication to facilitating a conducive learning environment and fostering student engagement.

However, there exist areas where improvement is warranted. A portion of the student population expressed concerns about maintaining student attendance and suggested enhancements in innovative teaching methods and the use of teaching aids. Additionally, while a majority found the teaching of the subject matter to be very good, there is room for improvement for students who perceived it as below average. These constructive feedback points offer valuable insights for the instructor to further enhance their teaching methodology and classroom management, ultimately striving for continuous improvement in their role as an educator.

  
**Dr. V. C. Thange**

I.Q.A.C. Coordinator

Coordinator  
IQAC, K. J. Somaiya College  
Kopergaon, Dist. A.Nagar



  
**Dr. B. S. Yadav**

Principal

Principal  
K. J. Somaiya College of Arts  
Commerce & Science, Kopergaon





**Kopargaon Taluka Education Society's**

# **K.J. Somaiya College of Arts, Commerce and Science**

**Kopargaon, Ahmednagar, (M.S.)**



**Teacher Feedback Analysis: Faculty of Commerce  
2022-23**

**Internal Quality Assurance Cell  
(IQAC)**





# K. J. Somaiya College, Kopargaoon

## Teacher feedback analysis

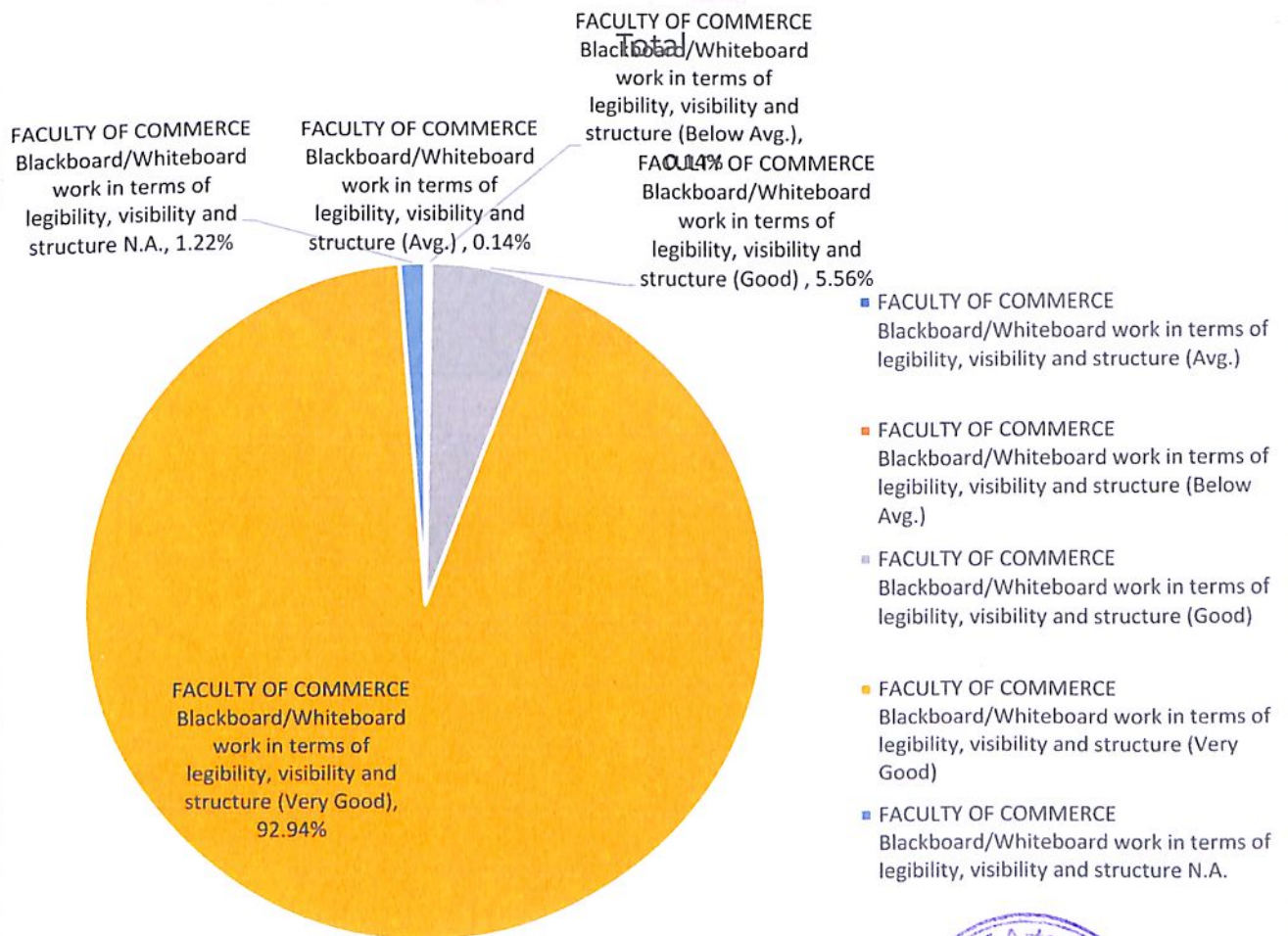
### Faculty of Commerce

### 2022-23

Total number of students participated: 508

#### 1. Blackboard/whiteboard work in terms of legibility, visibility and structure

Average  
Below average  
Good  
Very good



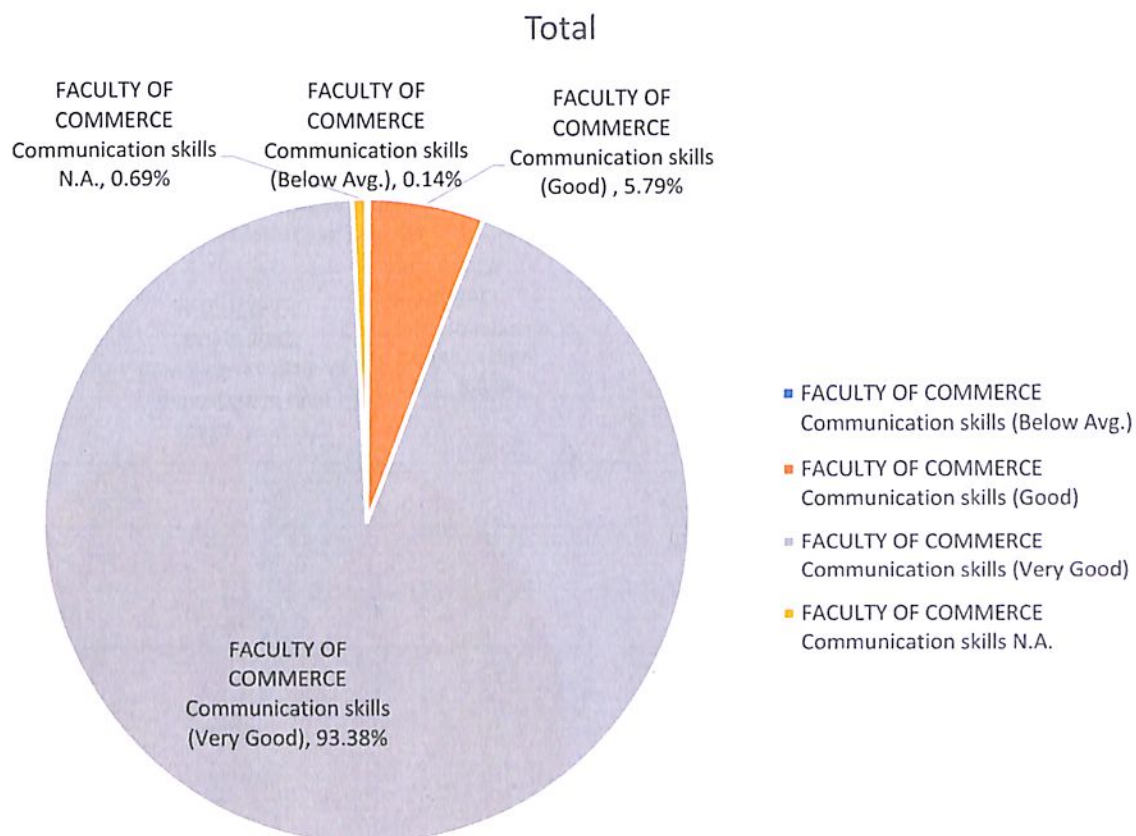
## 2. Communicative skills

Average

Below average

Good

Very good





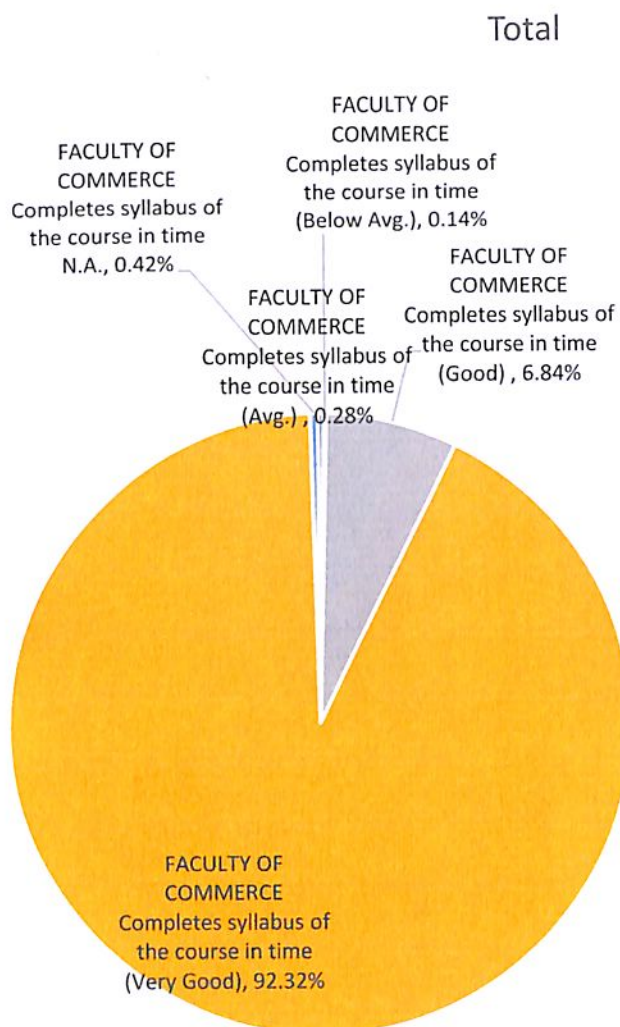
### 3. Completes syllabus of the course

Average

Below average

Good

Very good

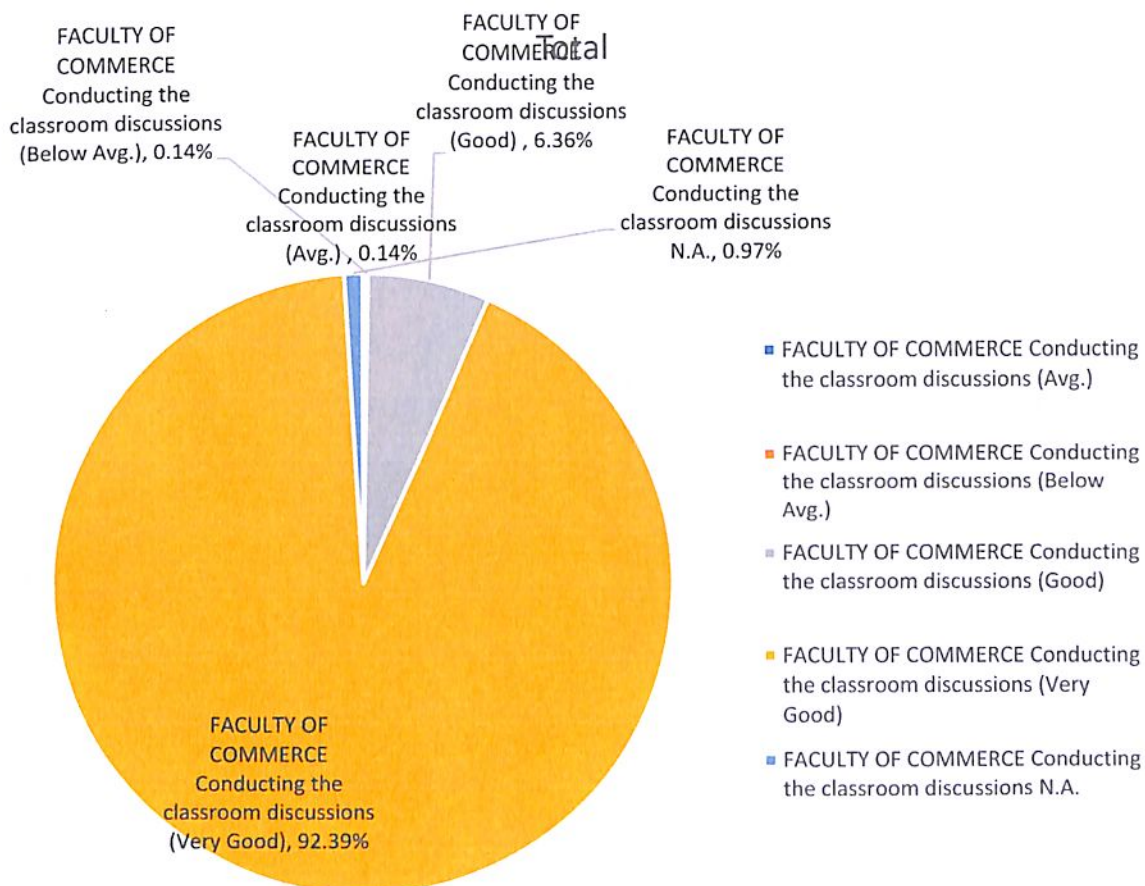


- FACULTY OF COMMERCE Completes syllabus of the course in time (Avg.)
- FACULTY OF COMMERCE Completes syllabus of the course in time (Below Avg.)
- FACULTY OF COMMERCE Completes syllabus of the course in time (Good)
- FACULTY OF COMMERCE Completes syllabus of the course in time (Very Good)
- FACULTY OF COMMERCE Completes syllabus of the course in time N.A.



#### 4. Conducting classroom discussions

Average  
Below average  
Good  
Very good  
NA



## 5. Delivery of structured lecture

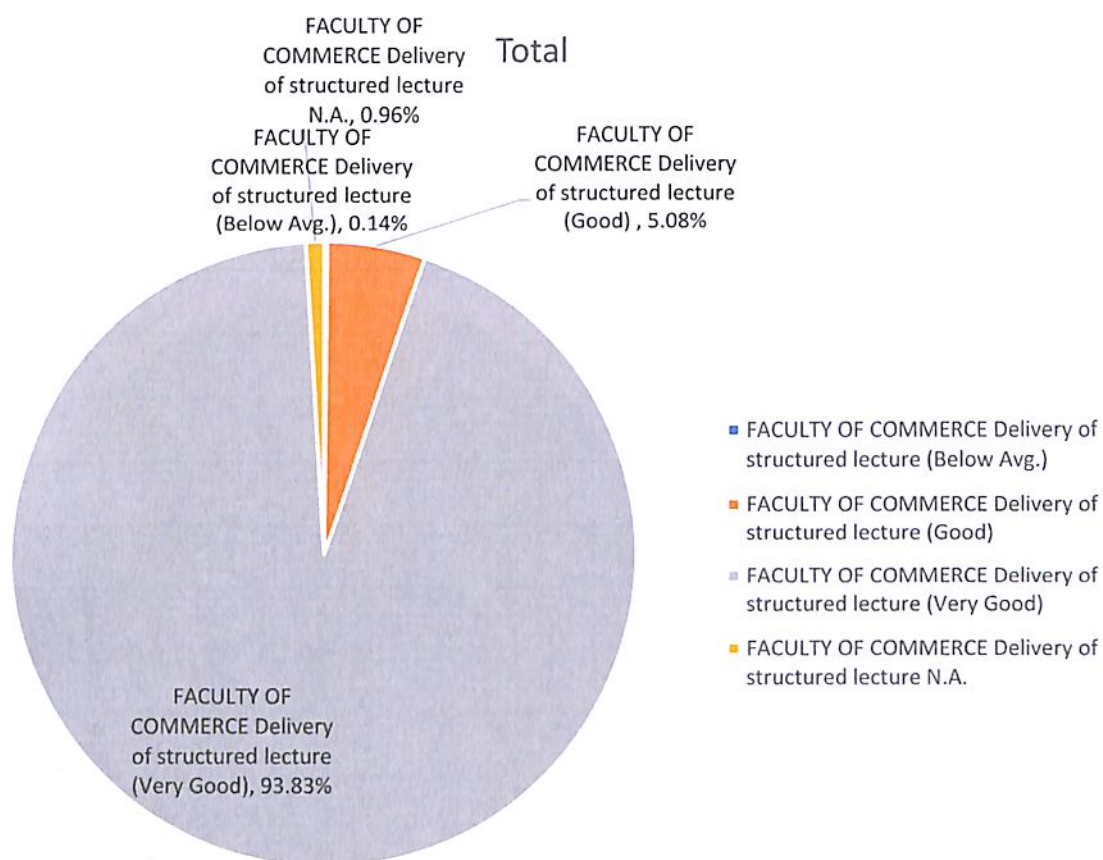
Average

Below average

Good

Very good

NA





## 6. Focus on syllabi

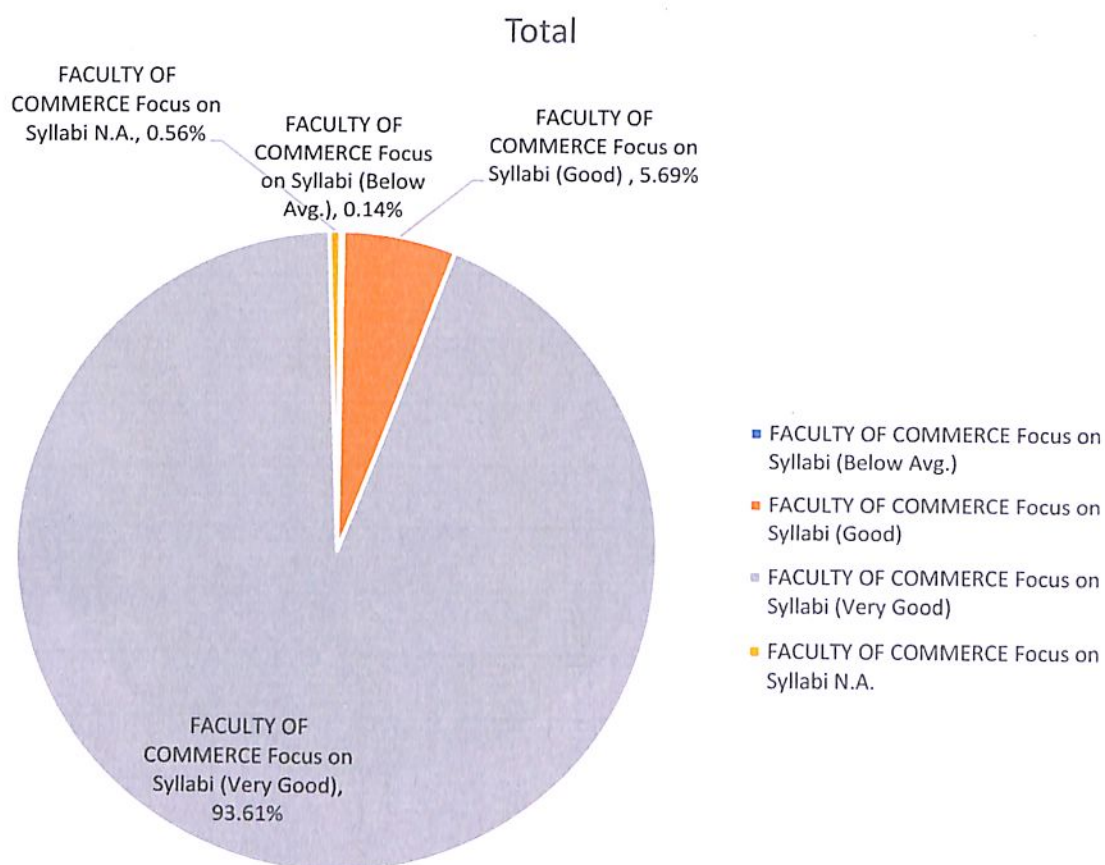
Average

Below average

Good

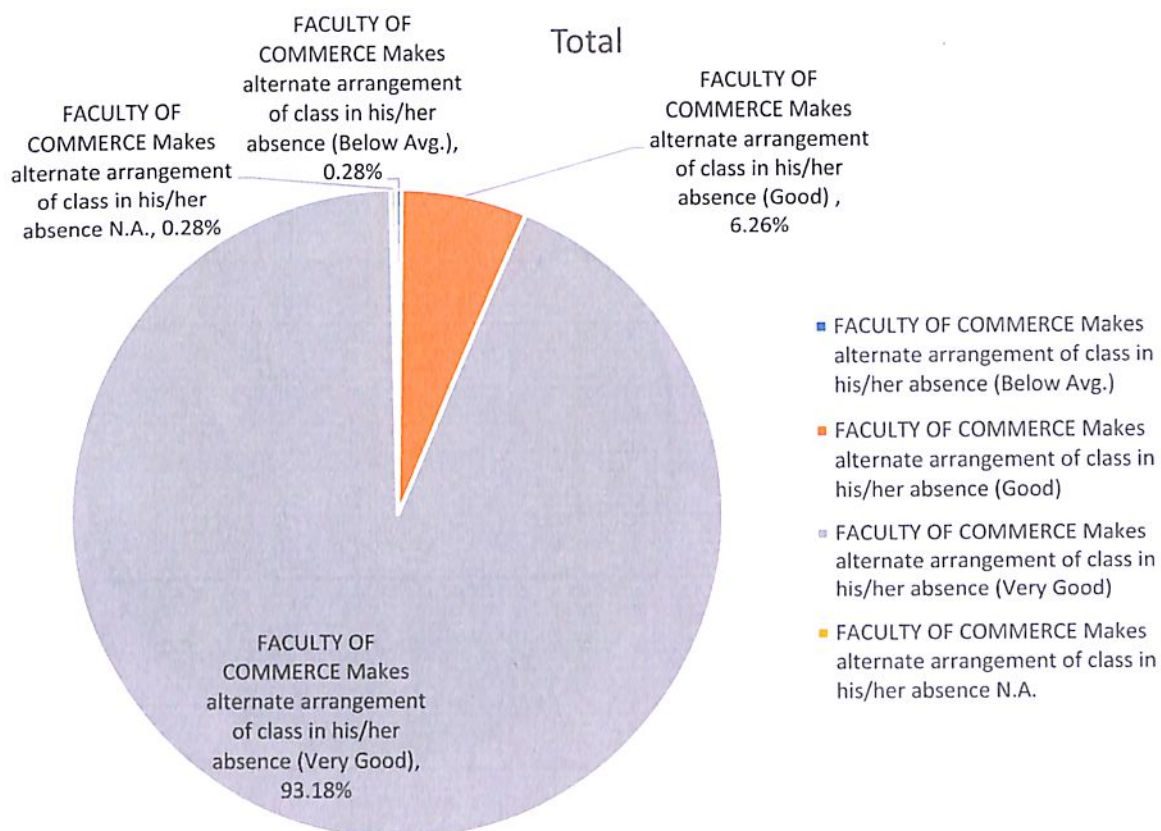
Very good

NA



# 7. Makes alternate arrangement of class in his/her absence

Average  
Below average  
Good  
Very good  
NA



# 8. Makes sure that he/she being understood

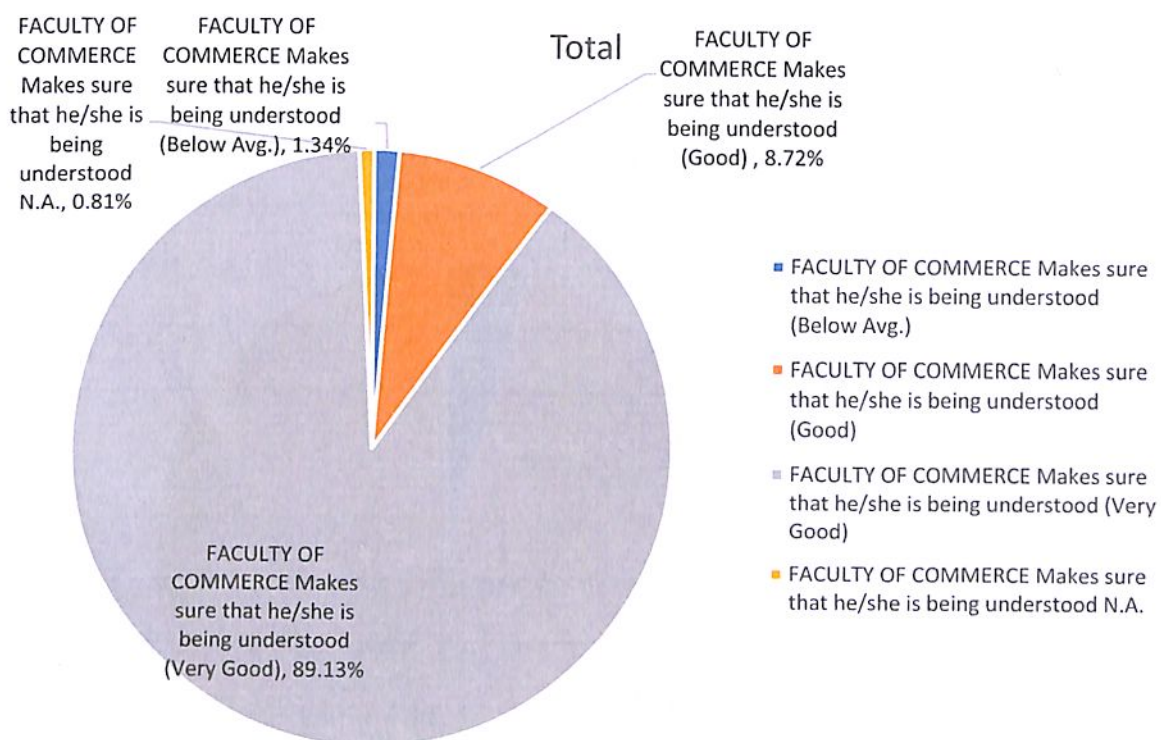
Average

Below average

Good

Very good

NA

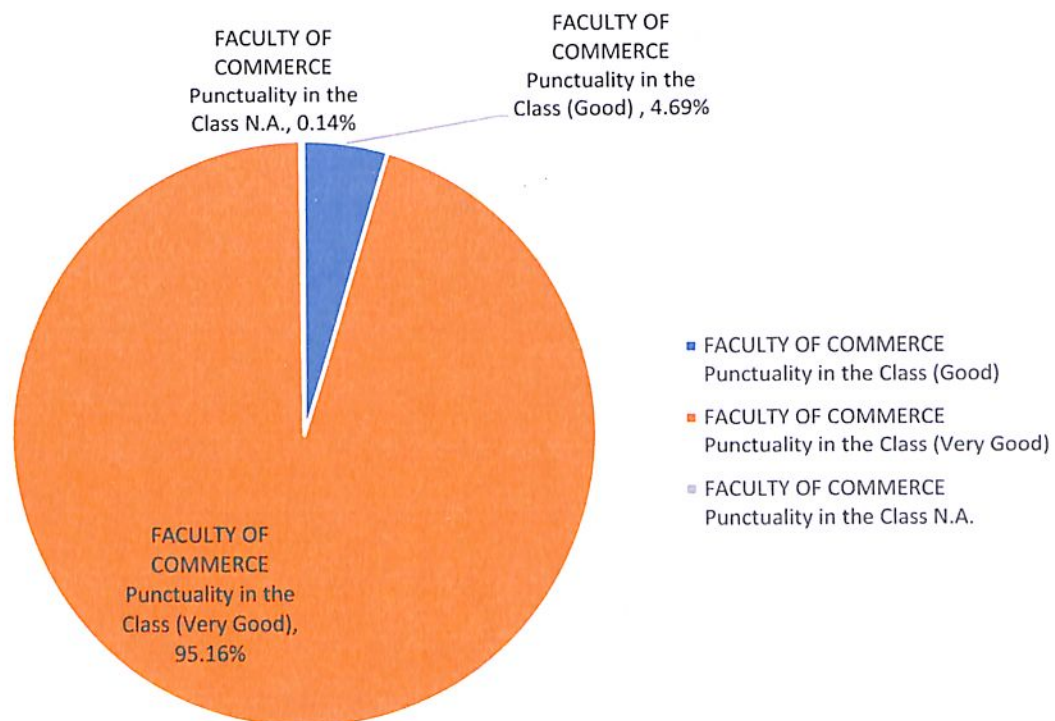




### 9. Punctuality in the class

Average  
Below average  
Good  
Very good  
NA

Total



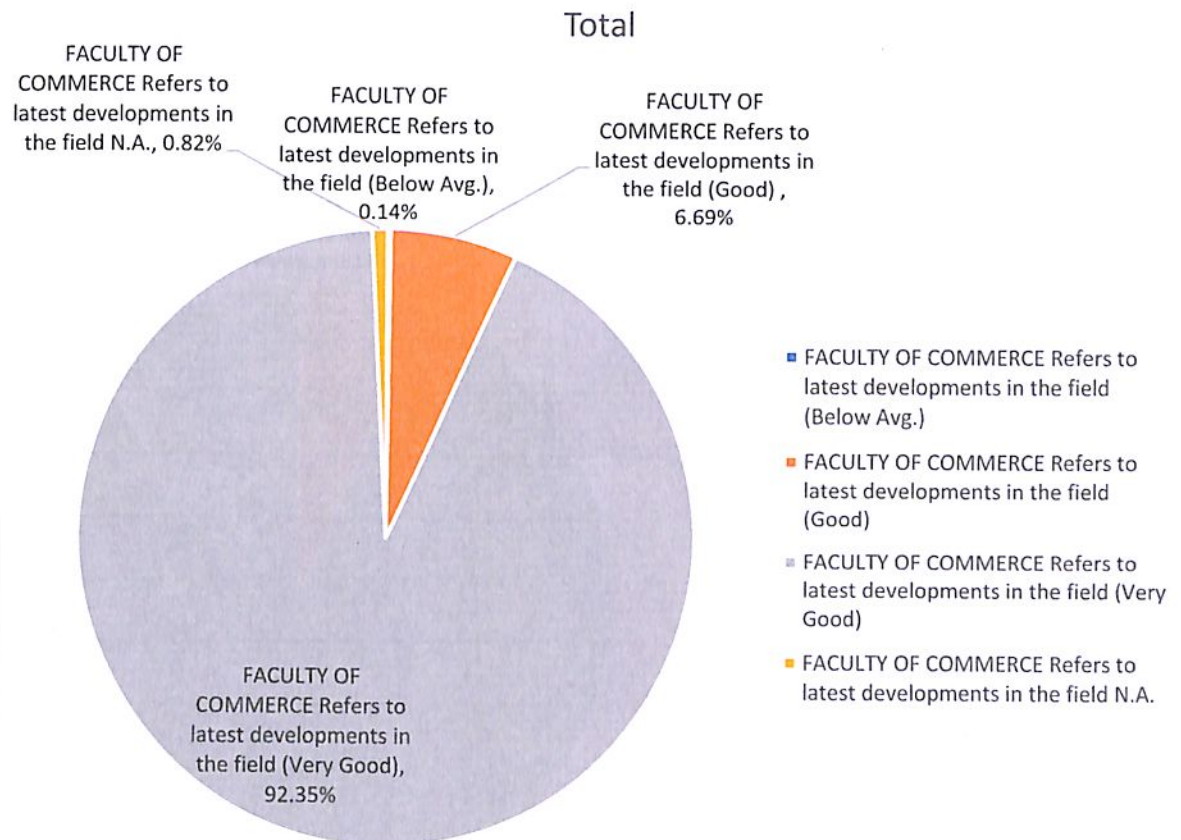
# 10. Refers to latest development in the field

Average

Below average

Good

Very good



### 11. Regularity in taking classes

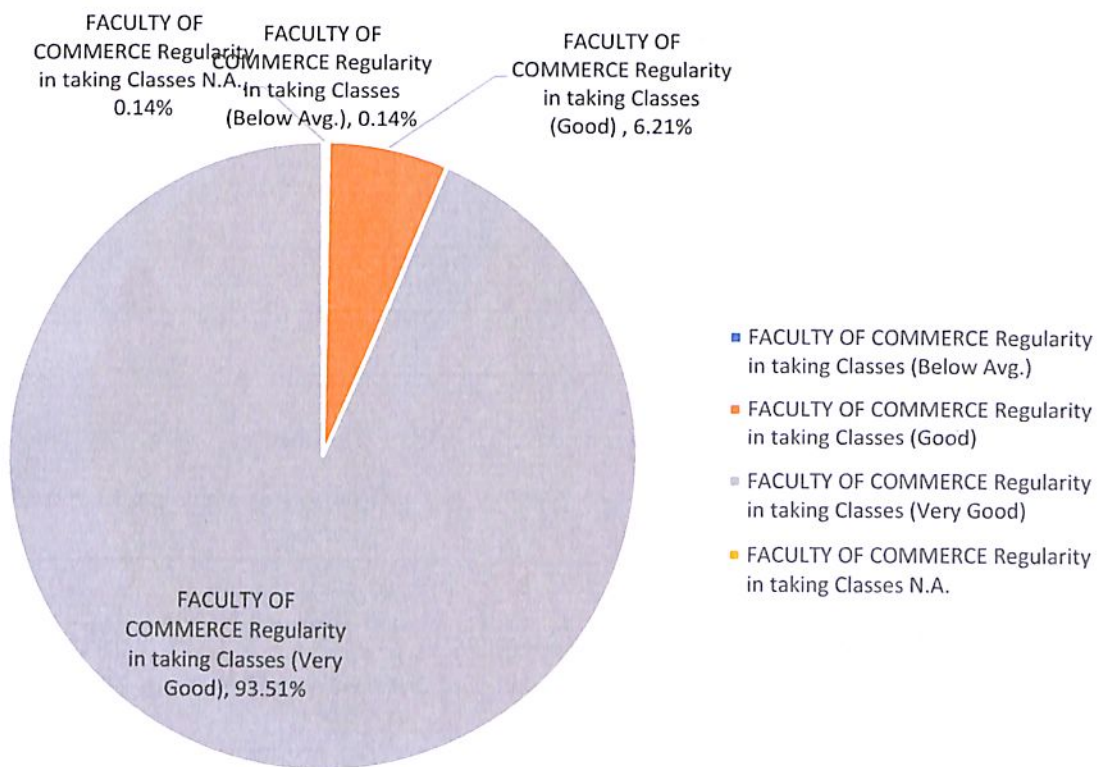
Average

Below average

Good

Very good

Total





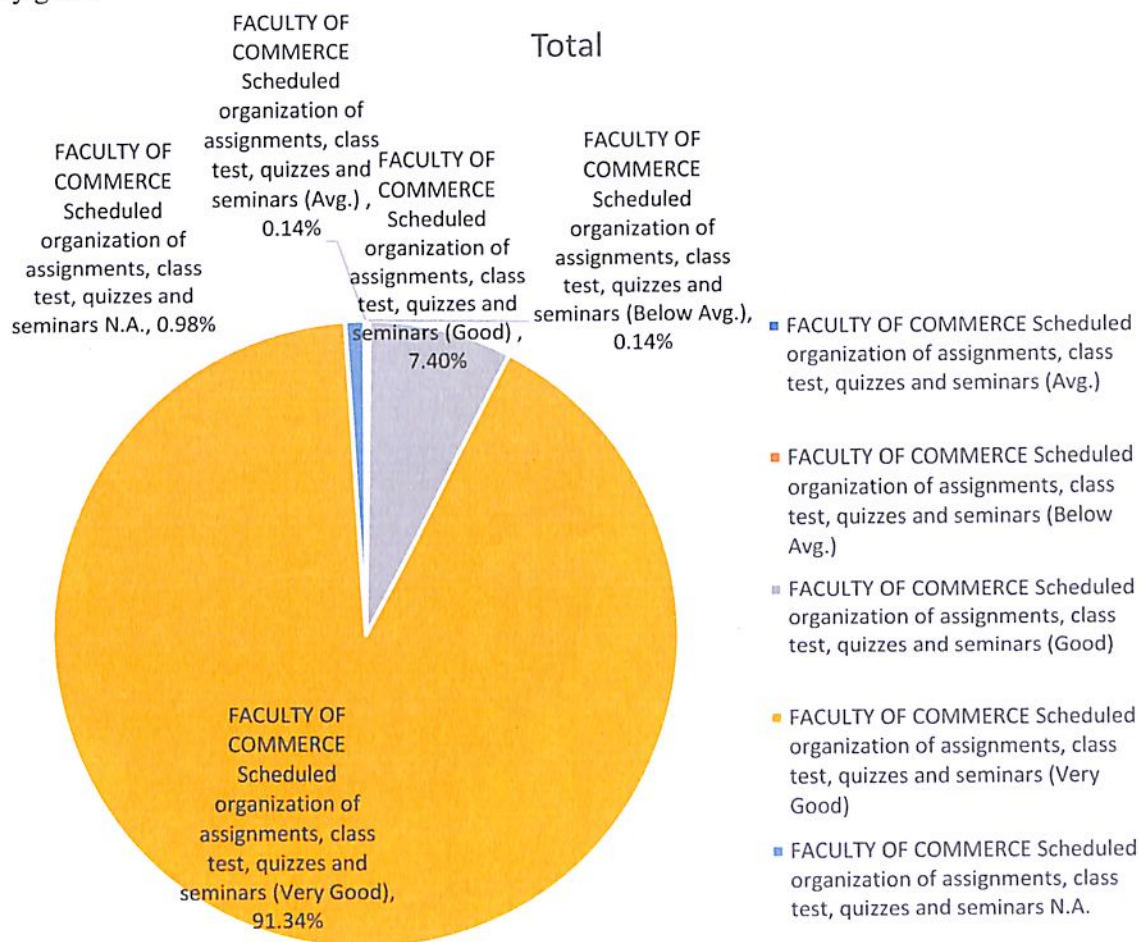
## 12. Scheduled organization of assignments, class test, quizzes and seminars.

Average

Below average

Good

Very good



### 13. Self confidence

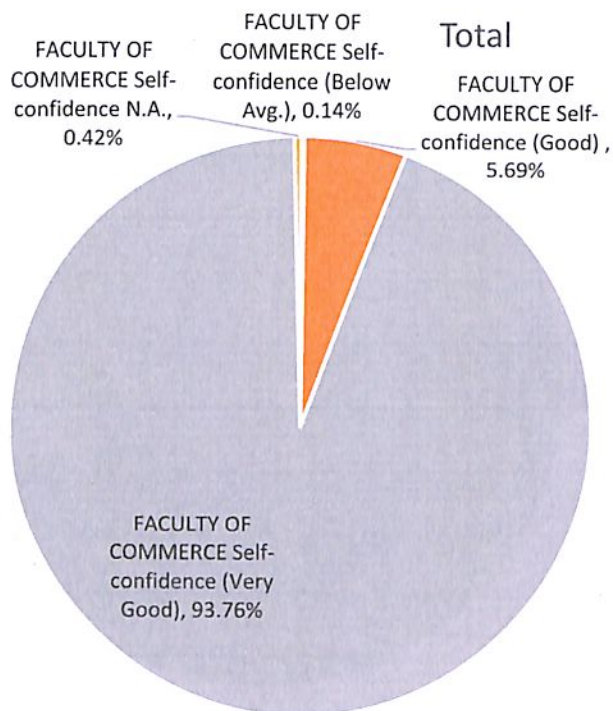
Average

Below average

Good

Very good

NA



- FACULTY OF COMMERCE Self-confidence (Below Avg.)
- FACULTY OF COMMERCE Self-confidence (Good)
- FACULTY OF COMMERCE Self-confidence (Very Good)
- FACULTY OF COMMERCE Self-confidence N.A.

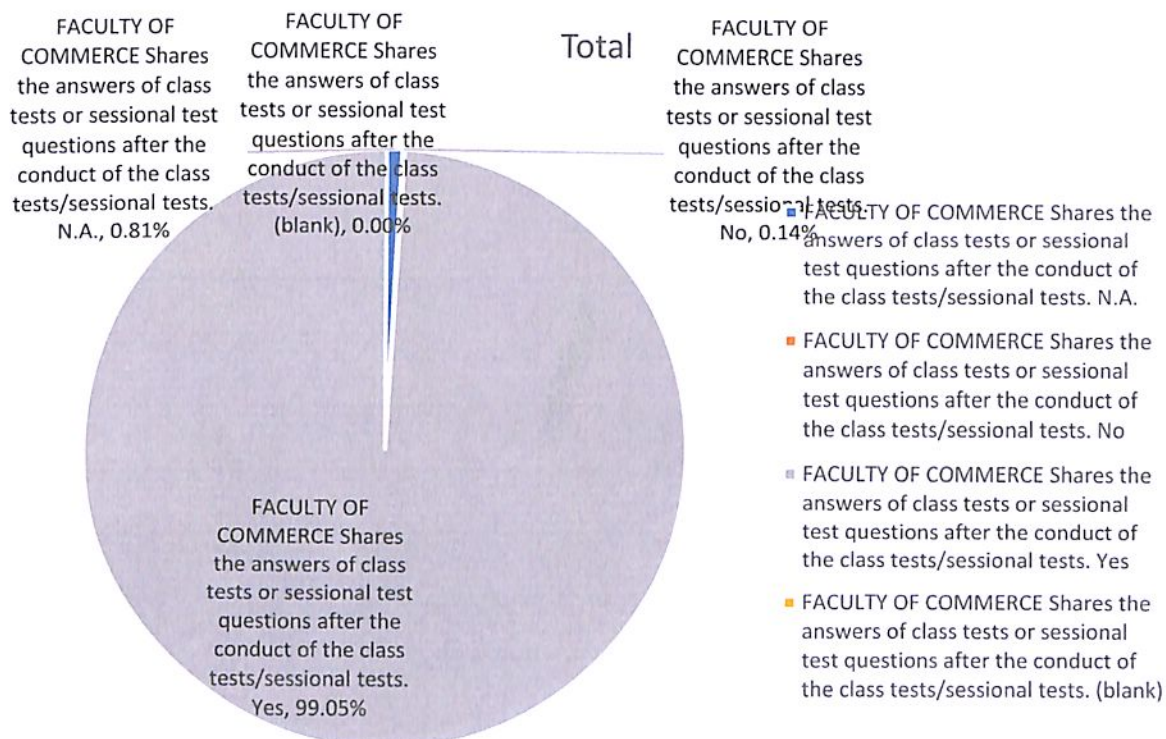


#### 14. Shares answer of class test or sessional test after conduct of test

Yes

No

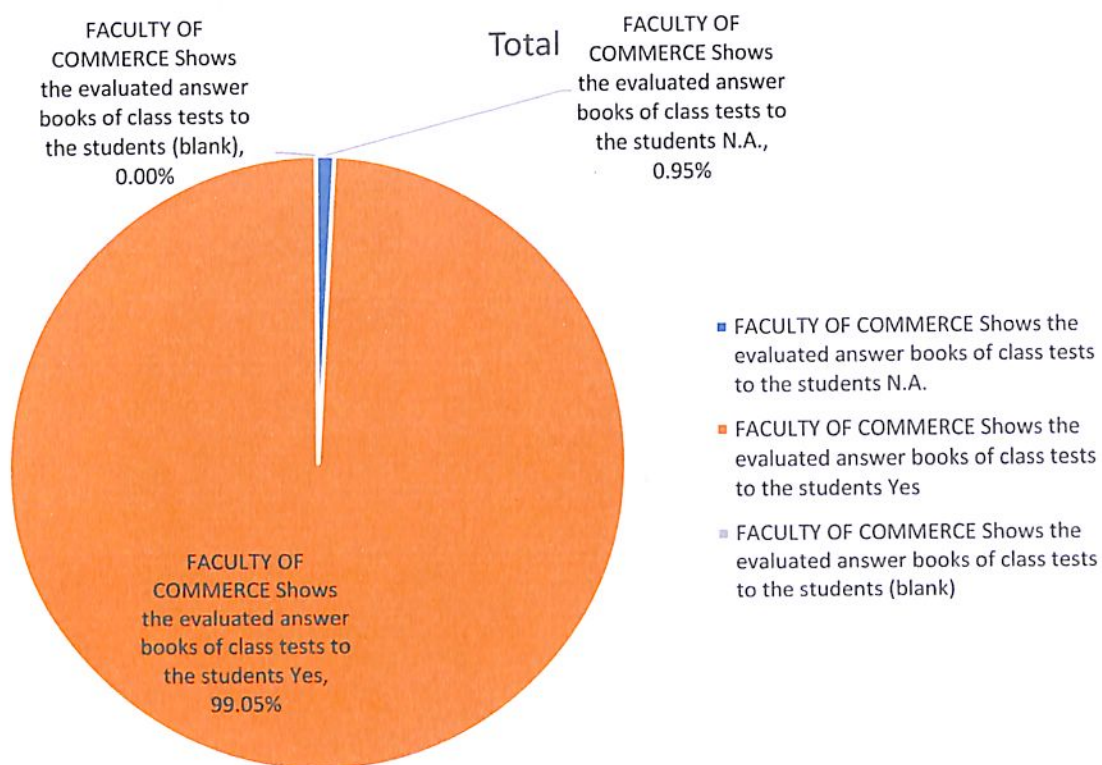
NA





**15. Shows evaluated answer books of class test to students**

Yes  
No  
NA



# 16. Skill of linking subject to life experience and creating interest in the subject

Average

Below average

Good

Very good

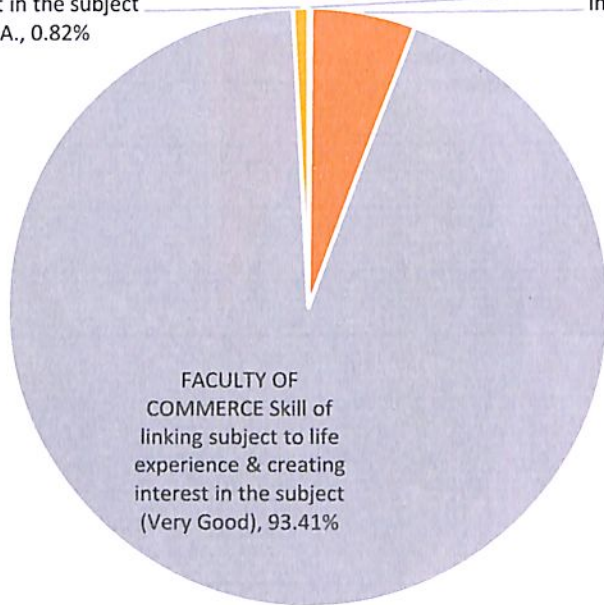
NA

FACULTY OF  
COMMERCE Skill of  
linking subject to life  
experience & creating  
interest in the subject  
N.A., 0.82%

Total

FACULTY OF  
COMMERCE Skill of  
linking subject to life  
experience & creating  
interest in the subject  
(Good) , 5.63%

FACULTY OF  
COMMERCE Skill of  
linking subject to life  
experience & creating  
interest in the subject  
(Below Avg.), 0.14%

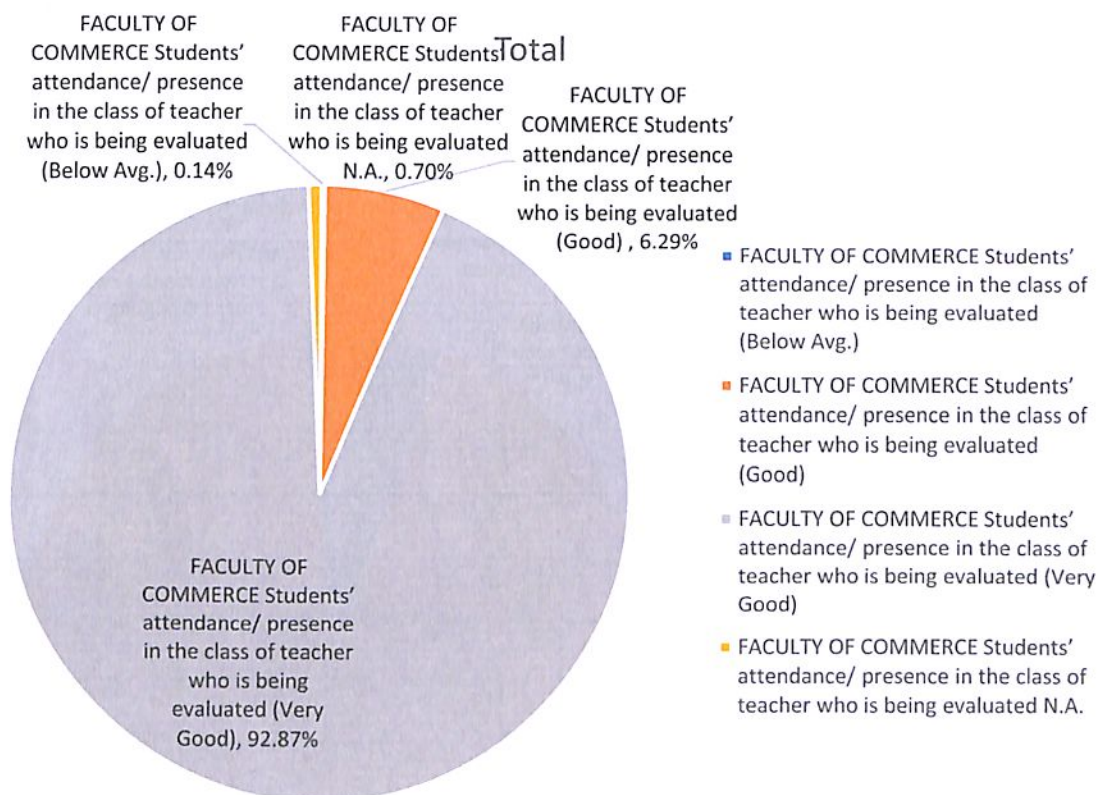


- FACULTY OF COMMERCE Skill of linking subject to life experience & creating interest in the subject (Below Avg.)
- FACULTY OF COMMERCE Skill of linking subject to life experience & creating interest in the subject (Good)
- FACULTY OF COMMERCE Skill of linking subject to life experience & creating interest in the subject (Very Good)
- FACULTY OF COMMERCE Skill of linking subject to life experience & creating interest in the subject N.A.



### 17. Student's attendance/presence in the class of teacher who is being evaluated

Average  
Below average  
Good  
Very good





### 18. Teaching the subject matter

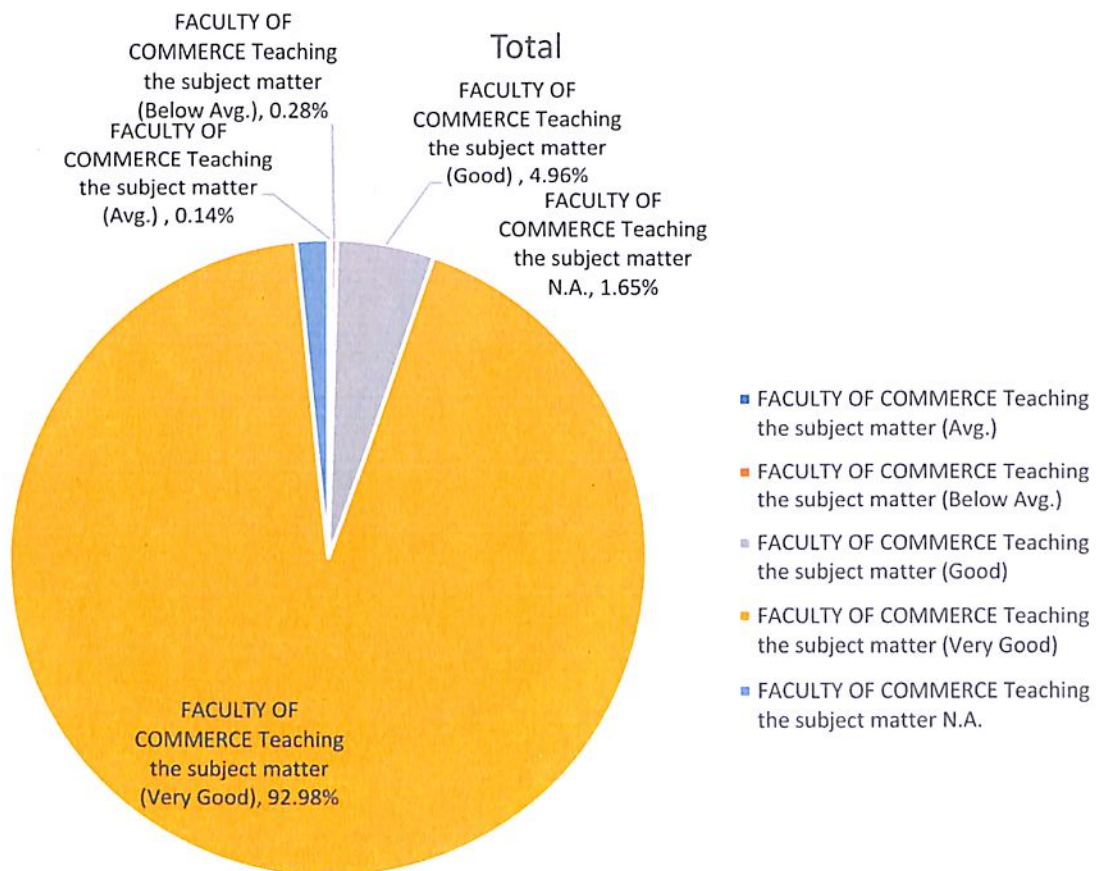
Average

Below average

Good

Very good

NA



### 19. Uses of innovative teaching method

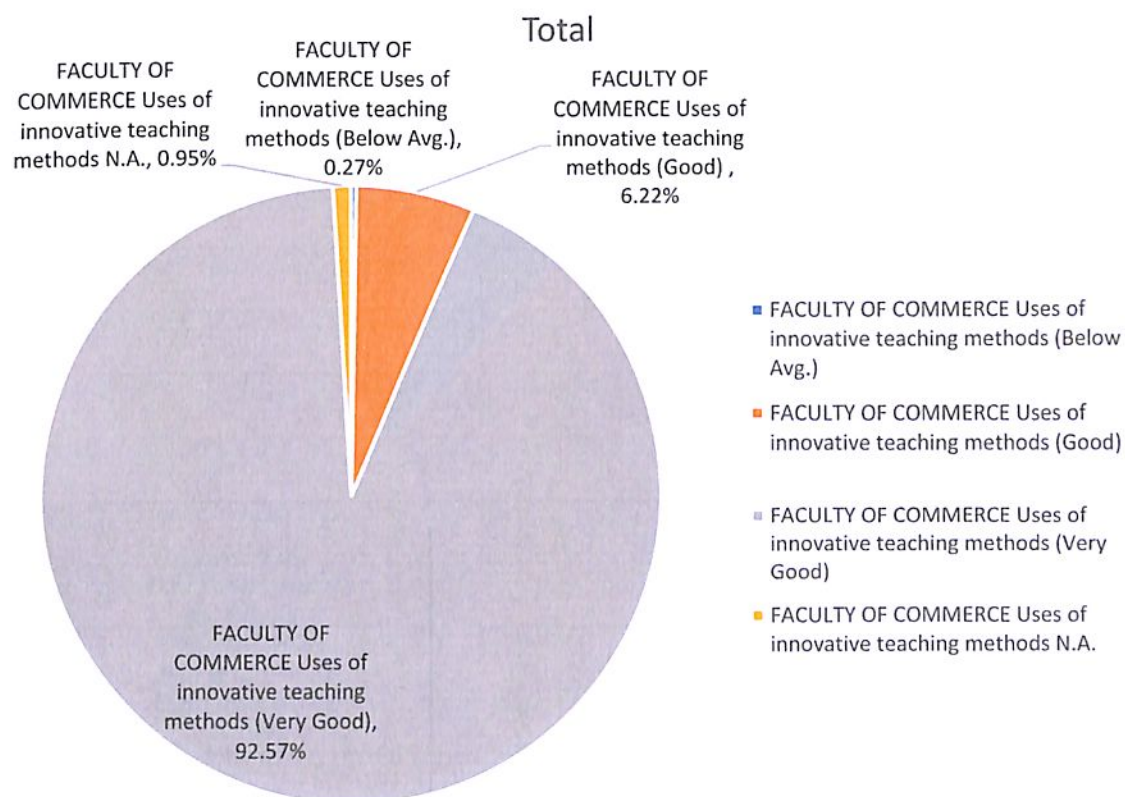
Average

Below average

Good

Very good

NA



## 20. Uses of teaching aids (OHP/Blackboard/PPTs/ICT/smart class)

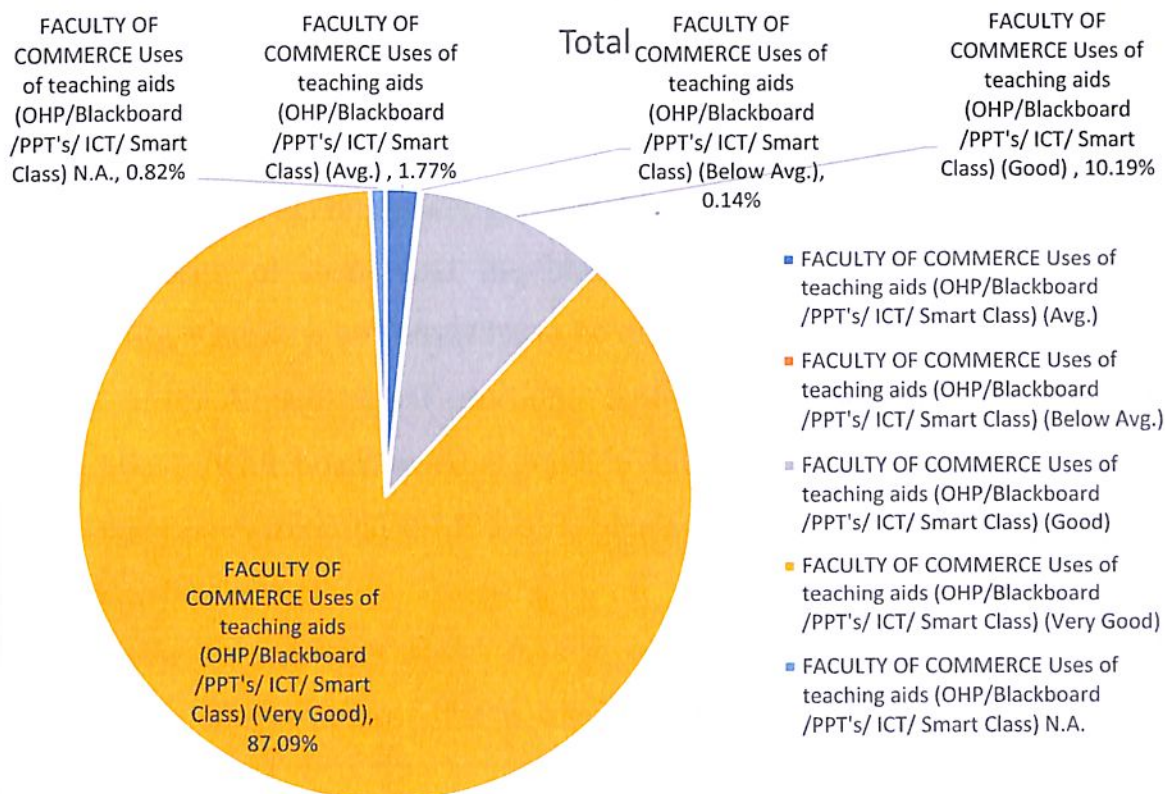
Average

Below average

Good

Very good

NA





# **Teachers Feedback Analysis**

## **Report: Faculty of Commerce**

### ❖ **Blackboard/whiteboard work in terms of legibility, visibility and structure:**

**1. Very good:** This rating was given by **92.94%** of the students, indicating that the majority of them find the blackboard/whiteboard work in terms of legibility, visibility, and structure to be of high quality.

**2. Good:** A substantial portion, **5.56%**, of students also rated the blackboard/whiteboard work as good, highlighting its effectiveness.

**3. Average:** A minimal **0.14%** of students found the blackboard/whiteboard work to be average.

**4. Below average:** A small **0.14%** of students perceived the legibility, visibility, and structure of the blackboard/whiteboard work to be below average.

The majority of students found the blackboard/whiteboard work to be of high quality, with a substantial proportion rating it as very good.

### ❖ **Communicative skills:**

**1. Very good:** The majority of students, **93.38%**, expressed that the instructor's communicative skills are very good, indicating effective communication in the classroom.

**2. Good:** **5.79%** of students rated the instructor's communicative skills as good, reflecting a generally positive impression.

**3. Average:** Only **0.69%** of students found the communicative skills to be average.



**4. Below average:** A minor **0.14%** of students reported below-average communicative skills.

The instructor's communicative skills were predominantly viewed positively by the students, with a significant majority rating them as very good. However, there is a small percentage of students who perceived the communicative skills as below average, suggesting room for enhancement in this aspect.

❖ **Completes syllabus of the course:**

**1. Very good:** A significant **92.32%** of students reported that the instructor consistently completes the syllabus, meeting their expectations.

**2. Good:** **6.84%** of students found the syllabus coverage to be good.

**3. Average:** A minimal **0.28%** of students regarded the coverage as average.

**4. Below average:** **0.14%** of students noted that the syllabus completion was below average.

The instructor's performance in completing the syllabus was positively perceived by the majority of students, with a significant percentage rating it as very good.

❖ **Conducting classroom discussions:**

**1. Very good:** **92.39%** of students praised the instructor's ability to conduct classroom discussions effectively.

**2. Good:** **6.36%** of students found the classroom discussions to be good.

**3. Average:** **0.14%** of students considered the discussions to be average.

**4. Below average:** **0.14%** of students felt that the instructor's performance in this aspect was below average.

The instructor's ability to conduct classroom discussions was predominantly viewed positively by students, with a significant majority rating it as very good.





#### ❖ **Delivery of structured lecture:**

1. **Very good:** A substantial **93.83%** of students appreciated the instructor's delivery of structured lectures.
2. **Good:** **5.08%** of students rated the lecture delivery as good.
3. **Average:** **0.96%** of students found the lecture delivery to be average.
4. **Below average:** A mere **0.14%** of students reported below-average lecture delivery.

The instructor's delivery of structured lectures was predominantly viewed positively by students, with a substantial majority rating it as very good or good.

#### ❖ **Focus on syllabi:**

1. **Very good:** An overwhelming **93.61%** of students lauded the instructor's focus on the syllabi, indicating a strong alignment with the course objectives.
2. **Good:** **5.69%** of students found the focus on syllabi to be good.
3. **Average:** **0.56%** of students regarded it as average.
4. **Below average:** **0.14%** of students expressed that the focus on syllabi was below average.

The instructor's focus on syllabi was highly praised by the majority of students, with an overwhelming percentage rating it as very good.

#### ❖ **Makes alternate arrangement of class in his/her absence:**

1. **Very good:** **93.18%** of students appreciated the instructor's ability to make alternate class arrangements in their absence.
2. **Good:** **6.26%** of students found the alternate arrangements to be good.
3. **Average:** **0.28%** of students rated it as average.
4. **Below average:** A small **0.28%** of students felt that the instructor's contingency planning in their absence was below average.





The instructor's ability to make alternate class arrangements in their absence was positively perceived by the majority of students, with a significant percentage rating it as very good or good.

❖ **Makes sure that he/she being understood:**

1. **Very good:** 89.13% of students find the instructor's efforts to ensure understanding to be very good.
2. **Good:** A substantial 8.72% of students reported good communication effectiveness in this aspect.
3. **Average:** Only 0.81% of students found this aspect to be average.
4. **Below average:** 1.34% of students indicated that the instructor's efforts to ensure understanding were below average.

The instructor's efforts to ensure understanding were predominantly viewed positively by students, with a significant majority rating them as very good or good.

❖ **Punctuality in the class:**

1. **Very good:** An impressive 95.16% of students appreciated the instructor's punctuality.
2. **Good:** 4.69% of students found the instructor to be good in terms of punctuality.
3. **Average:** A minimal 0.14% of students regarded punctuality as average.
4. **Below average:** No students reported below-average punctuality.

The instructor's punctuality in class was predominantly viewed positively by students, with an impressive majority rating it as very good



❖ **Refers to latest development in the field:**

1. **Very good:** 92.35% of students acknowledged the instructor's efforts in referring to the latest developments in the field.
2. **Good:** 6.69% of students found the instructor's engagement with the latest developments to be good.
3. **Average:** 0.82% of students considered it as average.
4. **Below average:** 0.14% of students perceived the instructor's reference to the latest developments as below average.

The instructor's efforts to refer to the latest developments in the field were predominantly viewed positively by students, with a majority rating it as very good or good.

❖ **Regularity in taking classes:**

1. **Very good:** 93.51% of students found the instructor's class regularity to be very good.
2. **Good:** 6.21% of students rated the instructor's class regularity as good.
3. **Average:** A minor 0.14% of students considered it as average.
4. **Below average:** 0.14% of students reported below-average class regularity.

The instructor's regularity in taking classes was predominantly viewed positively by students, with a significant majority rating it as very good or good.

❖ **Scheduled organization of assignments, class test, quizzes and seminars:**

1. **Very good:** 91.34% of students commended the scheduled organization of assignments, tests, quizzes, and seminars is very good.
2. **Good:** 7.40% of students found it to be good.





**3. Average:** 0.14% of students regarded it as average.

**4. Below average:** 0.14% of students found the organization to be below average.

The instructor's scheduled organization of assignments, class tests, quizzes, and seminars were predominantly viewed positively by students, with a significant majority rating it as very good or good.

#### ❖ Self-Confidence:

**1. Very good:** A significant 93.76% of students praised the instructor's self-confidence.

**2. Good:** 5.69% of students found the instructor's self-confidence to be good.

**3. Average:** A minor 0.42% of students considered it as average.

**4. Below average:** 0.14% of students perceived the instructor's self-confidence as below average.

The instructor's self-confidence was predominantly viewed positively by students, with a significant majority rating it as very good. However, there is a small percentage of students who perceived self-confidence as below average, suggesting room for enhancement in this area.

#### ❖ Shares answer of class test or sessional test after conduct of test:

**Yes:** An overwhelming 99.05% of students confirmed that the instructor shares the answers of class tests or sessional tests after conducting them.

**No:** Only 0.14% of students reported that the instructor does not share the answers.





The instructor's practice of sharing answers for class tests or sessional tests was highly praised by students, with an overwhelming majority confirming that answers are shared.

❖ **Shows evaluated answer books of class test to students:**

**Yes:** An impressive 99.05% of students indicated that the instructor shows the evaluated answer books of class tests to them.

**No:** A minimal 0.95% of students reported that the instructor does not show evaluated answer books.

The instructor's practice of showing evaluated answer books of class tests to students was highly appreciated, with an impressive majority confirming that this practice is followed.

❖ **Skill of linking subject to life experience and creating interest in the subject:**

**1. Very good:** 93.41% of students found the instructor's ability to link the subject to life experiences and create interest to be very good.

**2. Good:** 5.63% of students rated this skill as good.

**3. Average:** 0.82% of students considered it as average.

**4. Below average:** 0.14% of students found this skill to be below average.

The instructor's skill of linking the subject to life experiences and creating interest in the subject was predominantly viewed positively by students, with a majority rating it as very good or good.



❖ **Student's attendance/presence in the class of teacher who is being evaluated:**

1. **Very good:** 92.87% of students found the instructor's ability to maintain student attendance/presence in the class to be very good.
2. **Good:** 6.29% of students rated this aspect as good.
3. **Average:** A minimal 0.70% of students regarded it as average.
4. **Below average:** 0.14% of students reported below-average performance in this aspect.

The instructor's ability to maintain student attendance/presence in the class was predominantly viewed positively by students, with a majority rating it as very good or good.

❖ **Teaching the subject matter:**

1. **Very good:** 92.98% of students praised the instructor's teaching of the subject matter as very good.
2. **Good:** 4.96% of students found the teaching to be good.
3. **Average:** 0.14% of students considered it as average.
4. **Below average:** 0.28% of students reported below-average teaching of the subject matter.

The instructor's teaching of the subject matter was predominantly viewed positively by students, with a majority rating it as very good or good. However, there is a small percentage of students who perceived teaching in this aspect as below average, suggesting room for enhancement.

❖ **Uses of innovative teaching method:**

1. **Very good:** 92.57% of students found the instructor's use of innovative teaching methods to be very good.
2. **Good:** 6.22% of students rated the use of innovative methods as good.





**3. Average:** 0.95% of students considered it as average.

**4. Below average:** 0.27% of students reported below-average use of innovative teaching methods.

The instructor's use of innovative teaching methods was predominantly viewed positively by students, with a majority rating it as very good or good.

❖ **Uses of teaching aids (OHP/Blackboard/PPTs/ICT/smart class):**

**1. Very good:** 87.09% of students commended the instructor's use of teaching aids as very good.

**2. Good:** 10.19% of students found the use of teaching aids to be good.

**3. Average:** 1.77% of students regarded it as average.

**4. Below average:** 0.14% of students perceived the use of teaching aids as below average.

The instructor's use of teaching aids, including OHP, blackboard, PPTs, ICT, and smart class, was predominantly viewed positively by students, with a majority rating it as very good or good. However, there is a small percentage of students who perceived the use of teaching aids as below average, suggesting room for enhancement.





**3. Average:** 0.95% of students considered it as average.

**4. Below average:** 0.27% of students reported below-average use of innovative teaching methods.

The instructor's use of innovative teaching methods was predominantly viewed positively by students, with a majority rating it as very good or good.

❖ **Uses of teaching aids (OHP/Blackboard/PPTs/ICT/smart class):**

**1. Very good:** 87.09% of students commended the instructor's use of teaching aids as very good.

**2. Good:** 10.19% of students found the use of teaching aids to be good.

**3. Average:** 1.77% of students regarded it as average.

**4. Below average:** 0.14% of students perceived the use of teaching aids as below average.


The instructor's use of teaching aids, including OHP, blackboard, PPTs, ICT, and smart class, was predominantly viewed positively by students, with a majority rating it as very good or good. However, there is a small percentage of students who perceived the use of teaching aids as below average, suggesting room for enhancement.



## CONCLUSION:

In summary, the evaluation of the instructor's teaching performance reflects a predominantly positive outlook from students. Notably, the instructor excels in areas such as effective communication, legible and well-structured blackboard/whiteboard work, consistent syllabus completion, and a strong focus on course objectives. Additionally, the instructor's self-confidence, ability to make alternate class arrangements, and the practice of sharing test answers and evaluated answer books were highly praised by a significant majority of students. These strengths underscore the instructor's dedication to facilitating a conducive learning environment and fostering student engagement.

However, there exist areas where improvement is warranted. A portion of the student population expressed concerns about maintaining student attendance and suggested enhancements in innovative teaching methods and the use of teaching aids. Additionally, while a majority found the teaching of the subject matter to be very good, there is room for improvement for students who perceived it as below average. These constructive feedback points offer valuable insights for the instructor to further enhance their teaching methodology and classroom management, ultimately striving for continuous improvement in their role as an educator.



**Dr. V. C. Thange**

I.Q.A.C. Coordinator

Coordinator

IQAC, K. J. Somaiya College

Kopergaon, Dist. A. Nagar

K. J. Somaiya College of Arts, Commerce and Science, Kopergaon



**Dr. B. S. Yadav**

Principal

K. J. Somaiya College of Arts  
Commerce & Science, Kopergaon





**Kopargaoon Taluka Education Society's**

# **K.J. Somaiya College of Arts, Commerce and Science**

**Kopargaoon, Ahmednagar, (M.S.)**



**Teacher Feedback Analysis: Faculty of Science**  
**2022-23**

**Internal Quality Assurance Cell**  
**(IQAC)**





# K. J. Somaiya College, Kopargaon

## Teacher feedback analysis

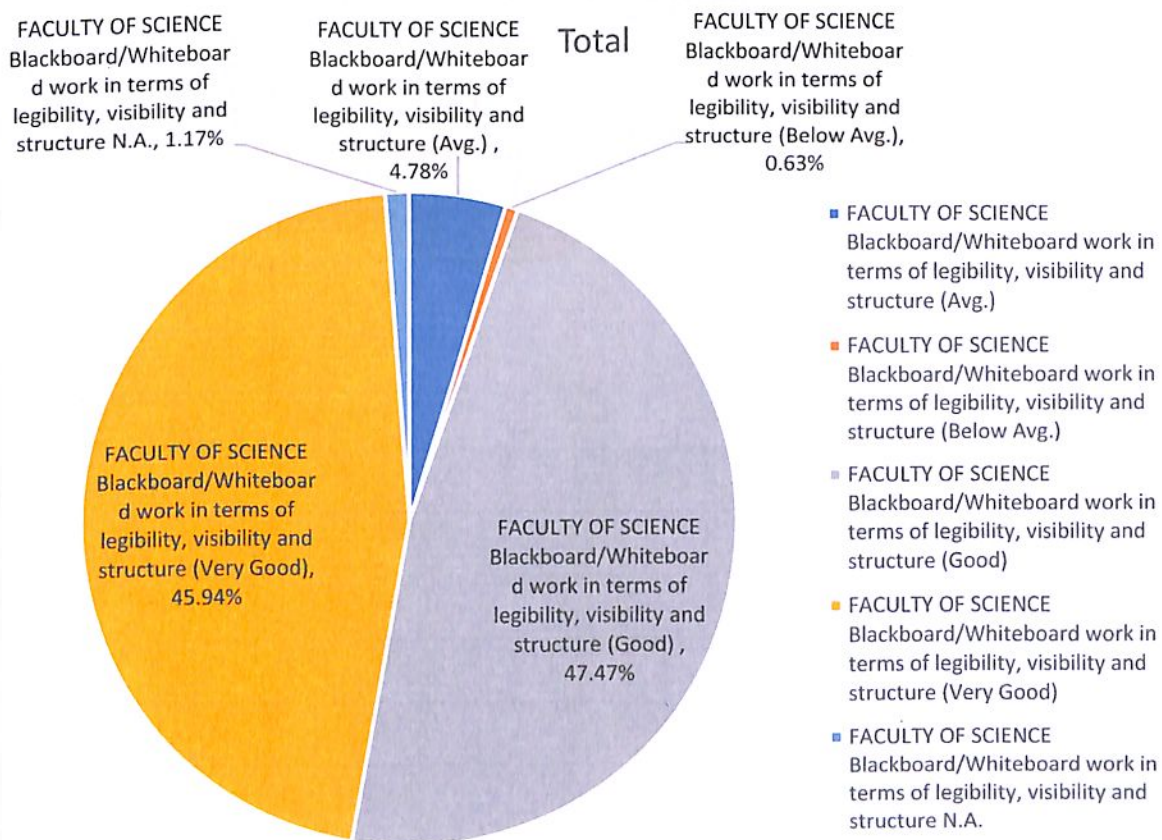
### Faculty of Science

2022-23

Total number of students participated: 1103

#### 1. Blackboard/whiteboard work in terms of legibility, visibility and structure

Average  
Below average  
Good  
Very good



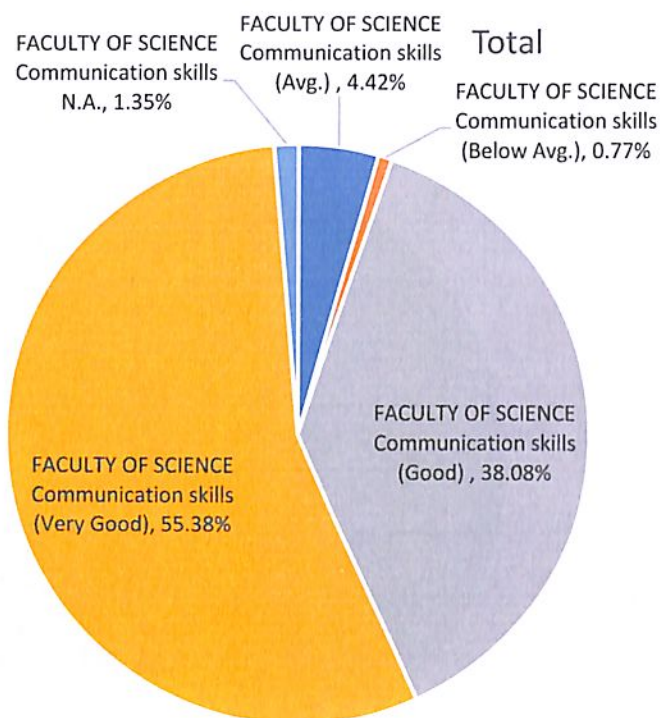
## 2. Communicative skills

Average

Below average

Good

Very good



- FACULTY OF SCIENCE Communication skills (Avg.)
- FACULTY OF SCIENCE Communication skills (Below Avg.)
- FACULTY OF SCIENCE Communication skills (Good)
- FACULTY OF SCIENCE Communication skills (Very Good)
- FACULTY OF SCIENCE Communication skills N.A.



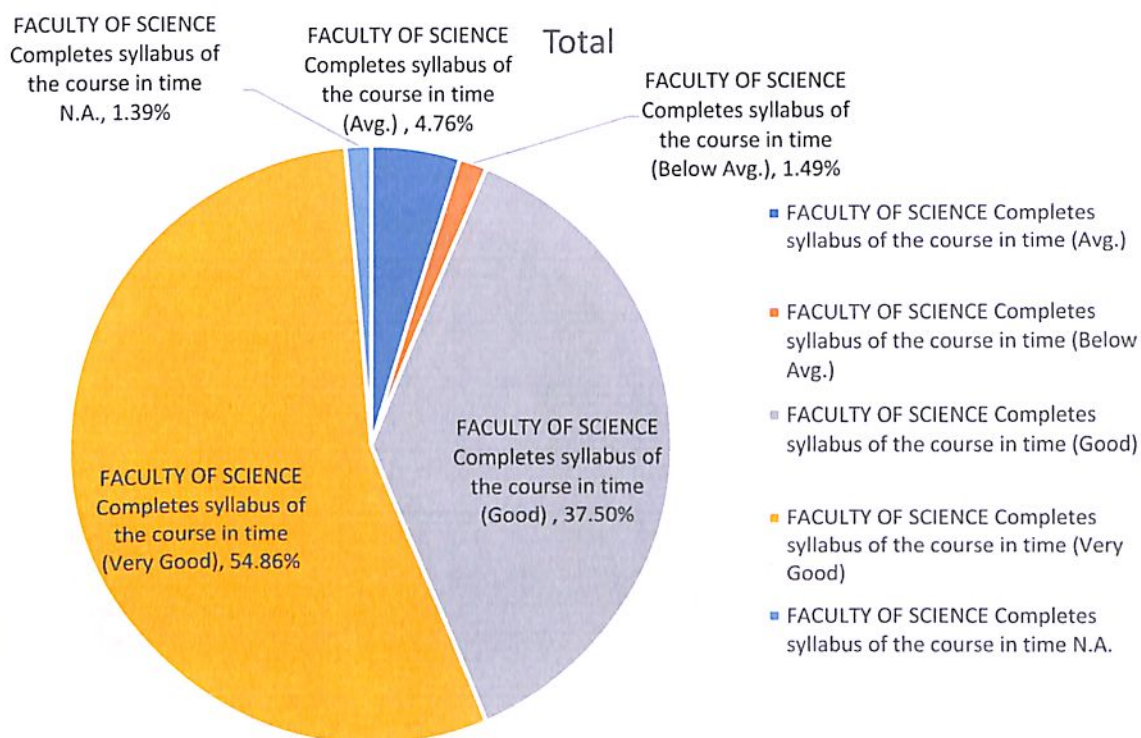
### 3. Completes syllabus of the course

Average

Below average

Good

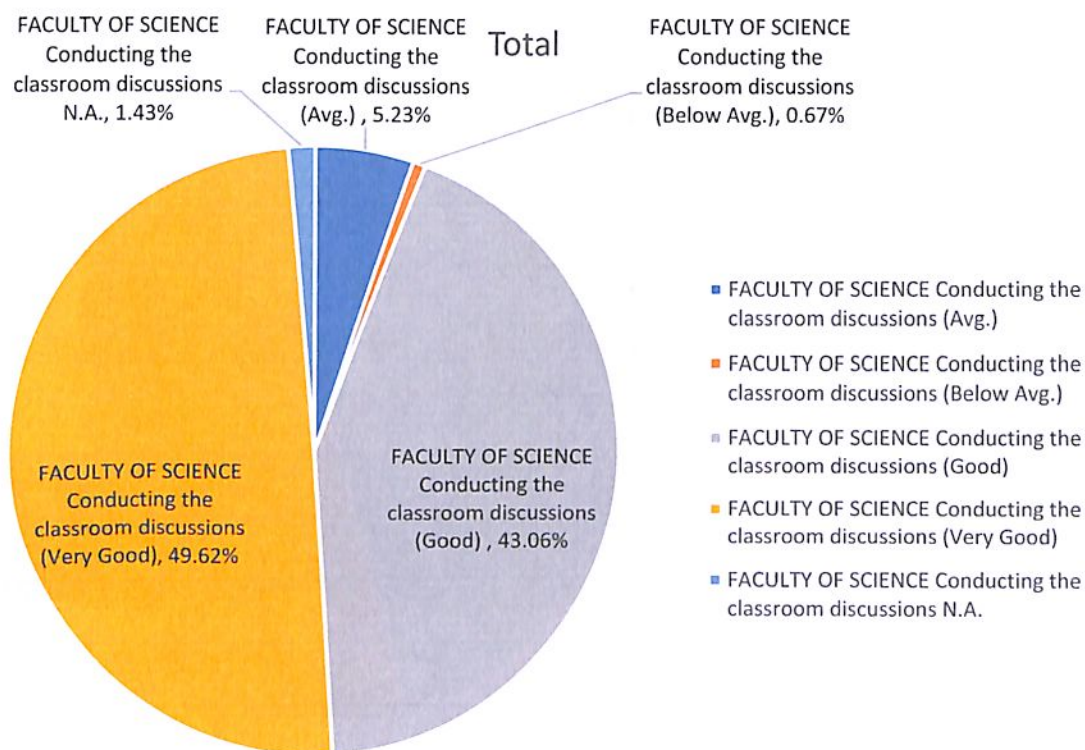
Very good





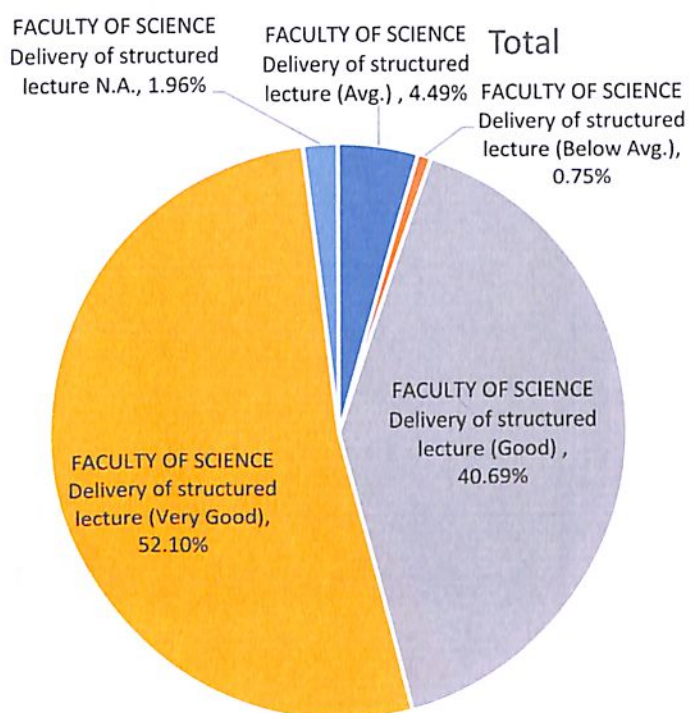
#### 4. Conducting classroom discussions

Average  
Below average  
Good  
Very good  
NA



## 5. Delivery of structured lecture

Average  
Below average  
Good  
Very good  
NA



- FACULTY OF SCIENCE Delivery of structured lecture (Avg.)
- FACULTY OF SCIENCE Delivery of structured lecture (Below Avg.)
- FACULTY OF SCIENCE Delivery of structured lecture (Good)
- FACULTY OF SCIENCE Delivery of structured lecture (Very Good)
- FACULTY OF SCIENCE Delivery of structured lecture N.A.



## 6. Focus on syllabi

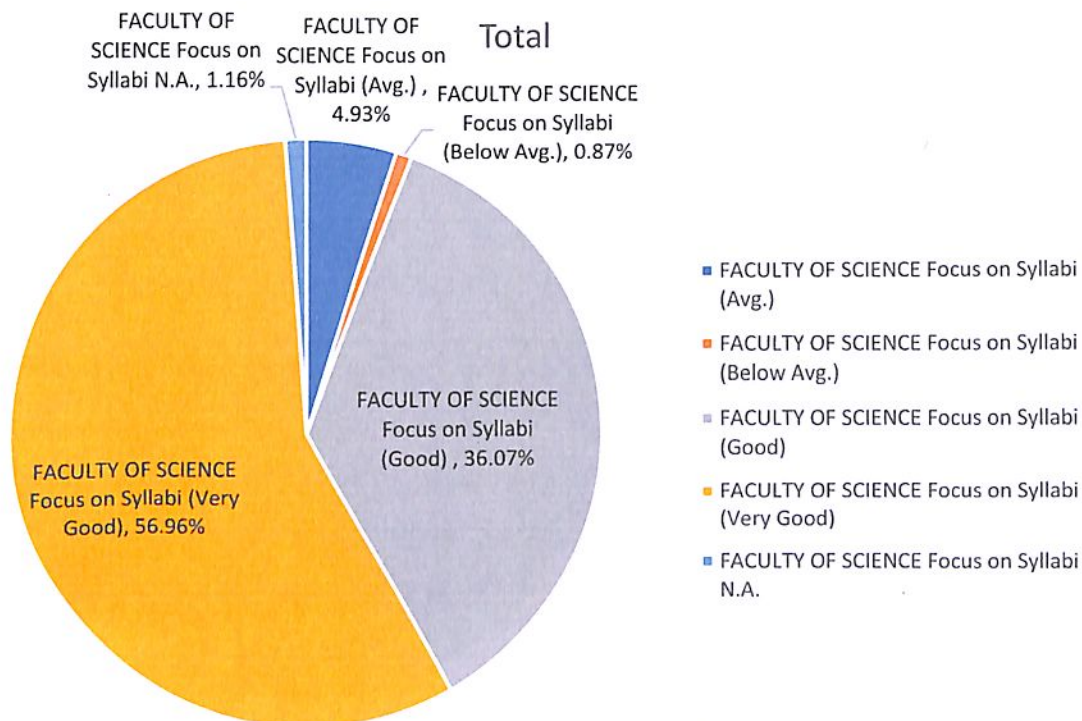
Average

Below average

Good

Very good

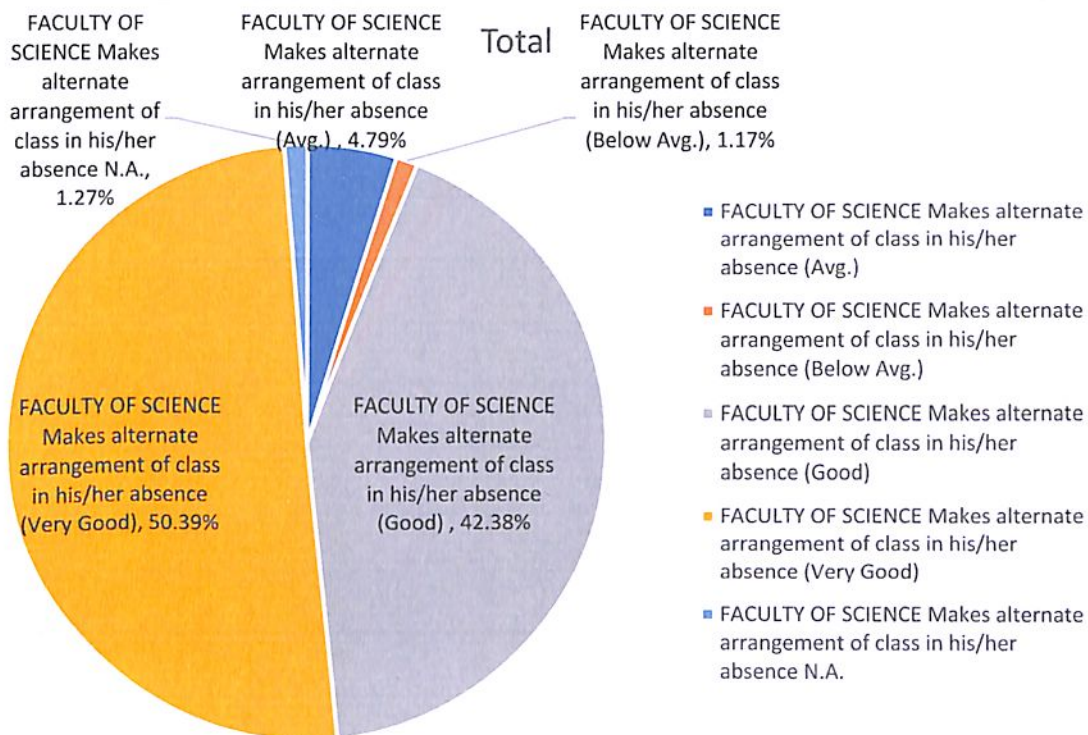
NA





# 7. Makes alternate arrangement of class in his/her absence

Average  
Below average  
Good  
Very good  
NA



## 8. Makes sure that he/she being understood

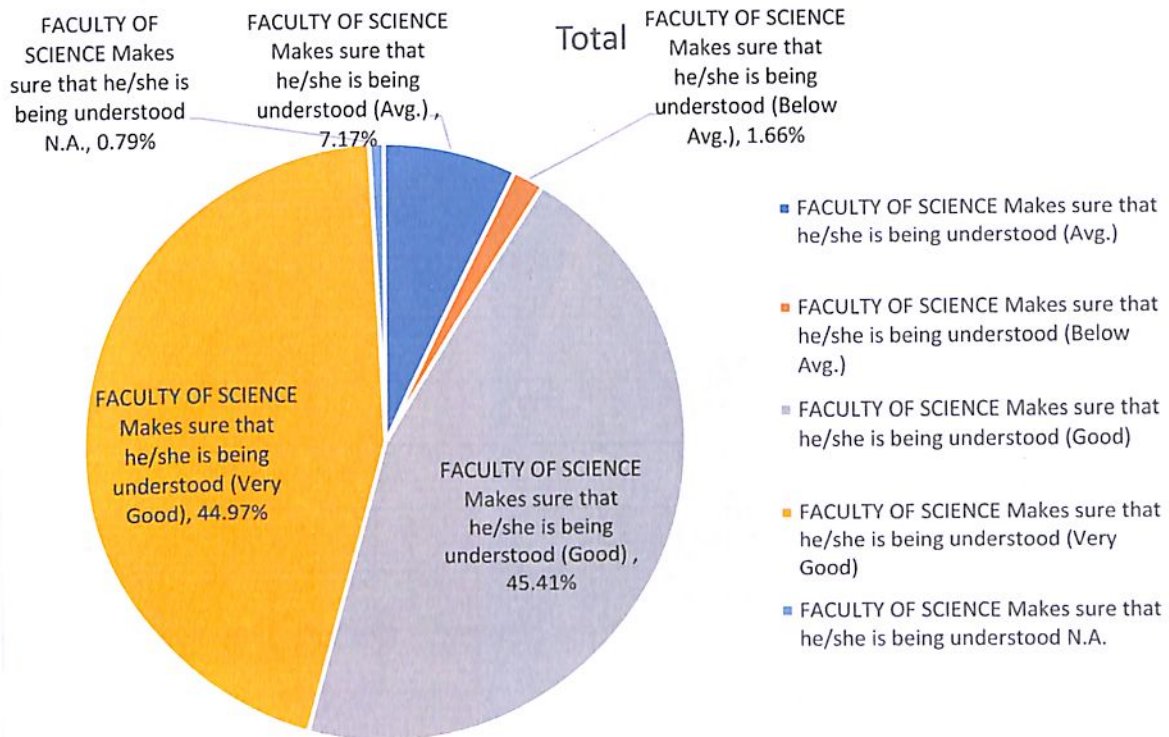
Average

Below average

Good

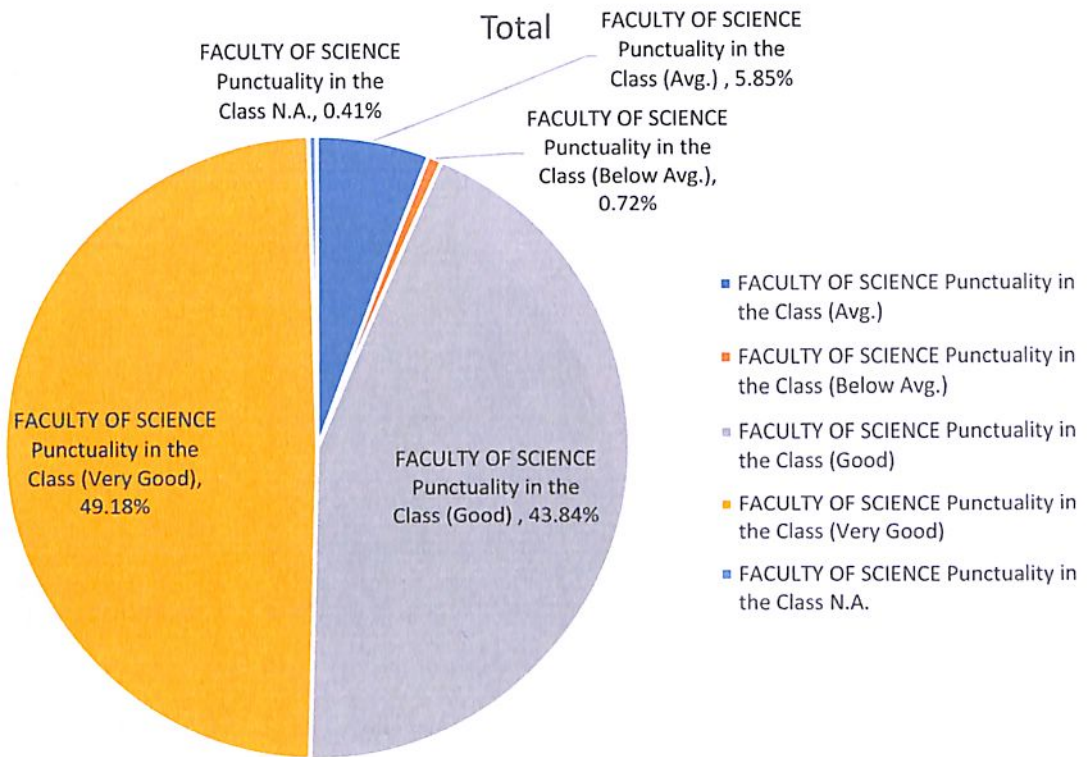
Very good

NA



### 9. Punctuality in the class

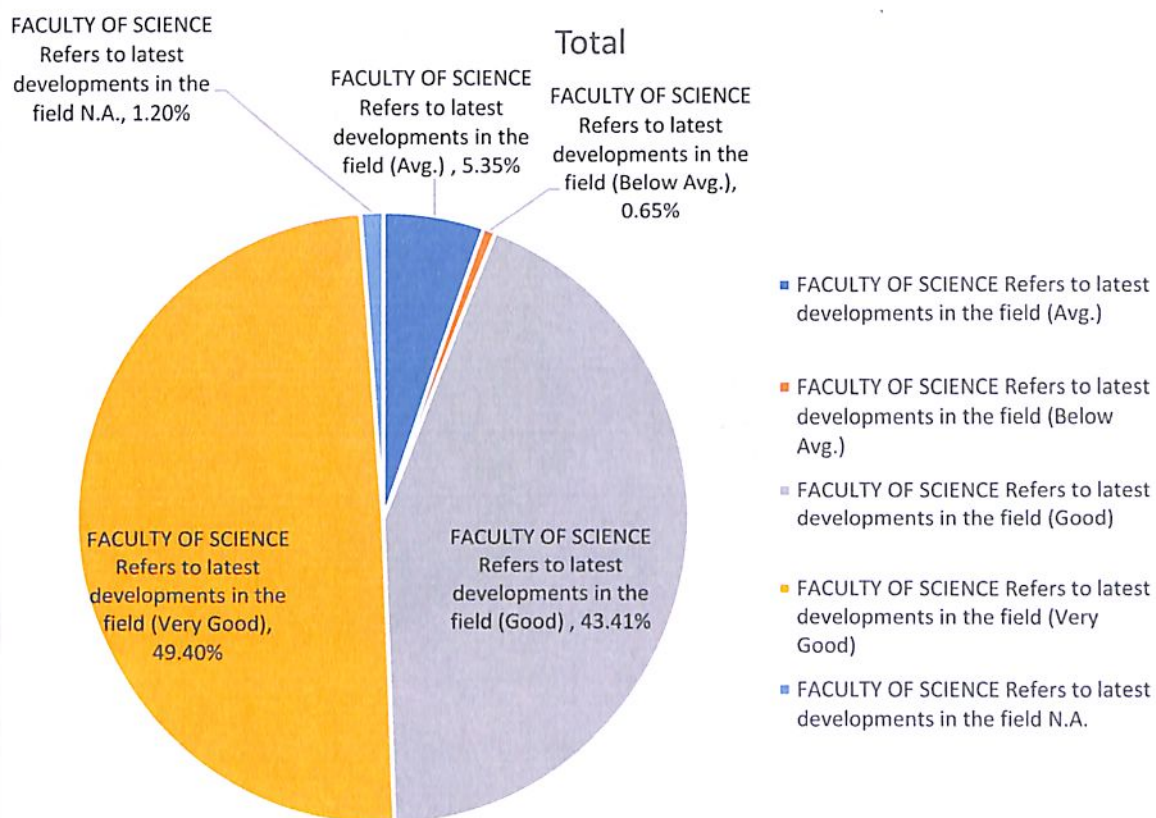
Average  
Below average  
Good  
Very good  
NA





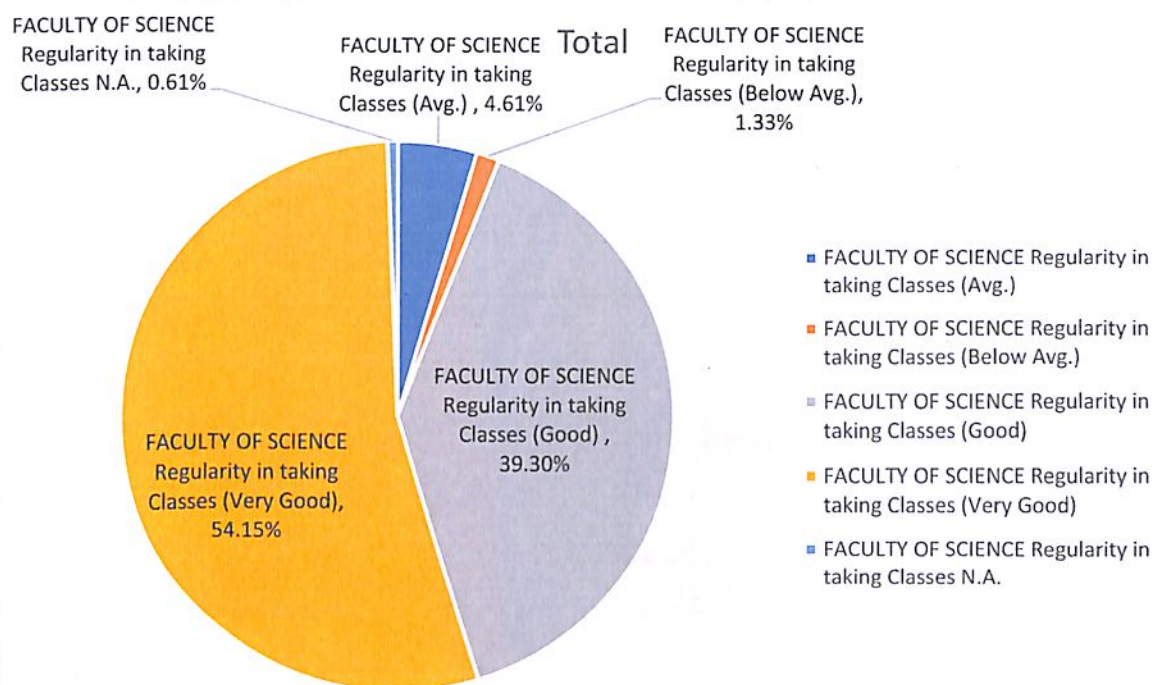
## 10. Refers to latest development in the field

Average  
Below average  
Good  
Very good



### 11. Regularity in taking classes

Average  
Below average  
Good  
Very good



## 12. Scheduled organization of assignments, class test, quizzes and seminars.

Average

Below average

Good

Very good

FACULTY OF SCIENCE Scheduled organization of assignments, class test, quizzes and seminars (Avg.), 5.22%  
N.A., 1.67%

Total  
FACULTY OF SCIENCE Scheduled organization of assignments, class test, quizzes and seminars (Below Avg.), 0.49%

FACULTY OF SCIENCE Scheduled organization of assignments, class test, quizzes and seminars (Very Good), 50.20%

FACULTY OF SCIENCE Scheduled organization of assignments, class test, quizzes and seminars (Good), 42.42%

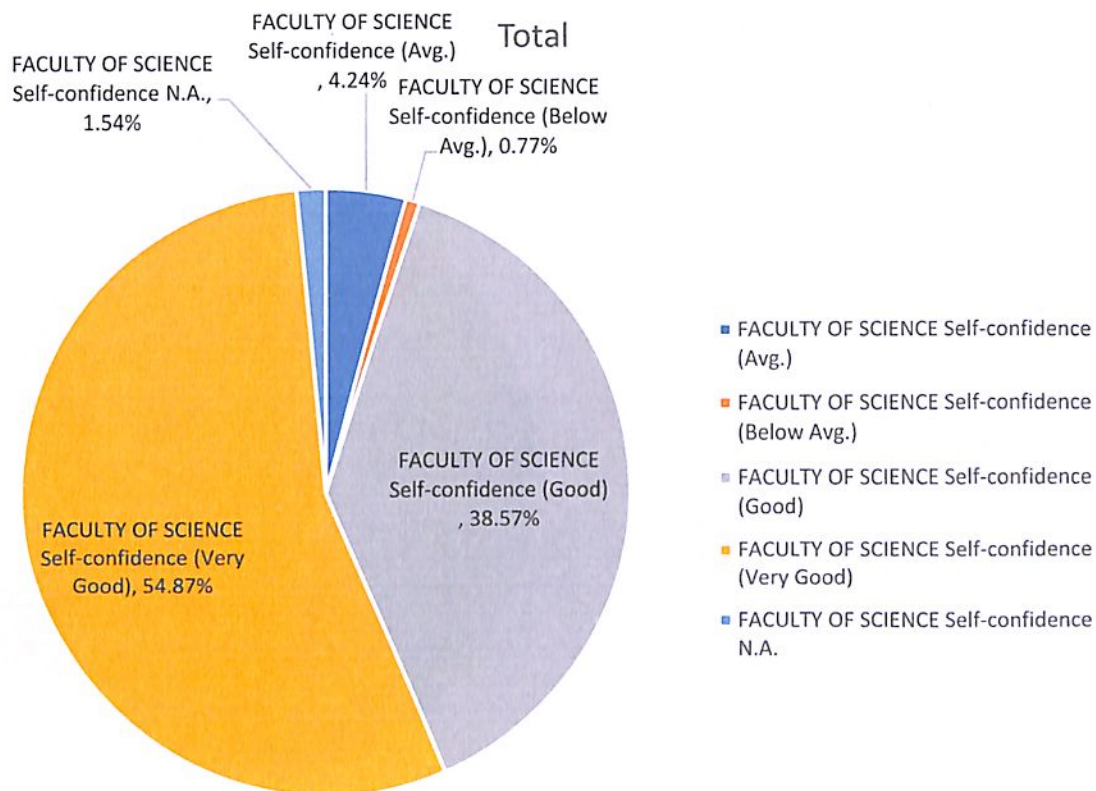
- FACULTY OF SCIENCE Scheduled organization of assignments, class test, quizzes and seminars (Avg.)
- FACULTY OF SCIENCE Scheduled organization of assignments, class test, quizzes and seminars (Below Avg.)
- FACULTY OF SCIENCE Scheduled organization of assignments, class test, quizzes and seminars (Good)
- FACULTY OF SCIENCE Scheduled organization of assignments, class test, quizzes and seminars (Very Good)
- FACULTY OF SCIENCE Scheduled organization of assignments, class test, quizzes and seminars N.A.





### 13. Self confidence

Average  
Below average  
Good  
Very good  
NA



#### 14. Shares answer of class test or sessional test after conduct of test

Yes

No

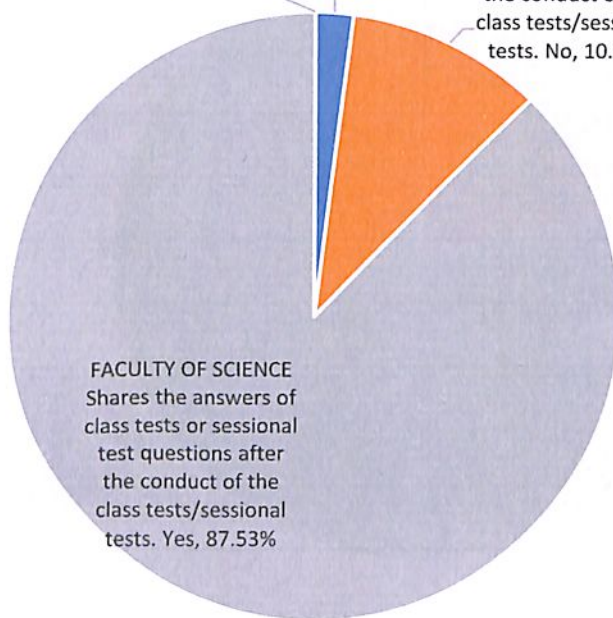
NA

FACULTY OF SCIENCE  
Shares the answers of  
class tests or sessional  
test questions after  
the conduct of the  
class tests/sessional  
tests. (blank), 0.00%

FACULTY OF SCIENCE  
Shares the answers of  
class tests or sessional  
test questions after  
the conduct of the  
class tests/sessional  
tests. N.A., 1.99%

Total

FACULTY OF SCIENCE  
Shares the answers of  
class tests or sessional  
test questions after  
the conduct of the  
class tests/sessional  
tests. No, 10.48%



FACULTY OF SCIENCE  
Shares the answers of  
class tests or sessional  
test questions after  
the conduct of the  
class tests/sessional  
tests. Yes, 87.53%

- FACULTY OF SCIENCE Shares the answers of class tests or sessional test questions after the conduct of the class tests/sessional tests. N.A.
- FACULTY OF SCIENCE Shares the answers of class tests or sessional test questions after the conduct of the class tests/sessional tests. No
- FACULTY OF SCIENCE Shares the answers of class tests or sessional test questions after the conduct of the class tests/sessional tests. Yes
- FACULTY OF SCIENCE Shares the answers of class tests or sessional test questions after the conduct of the class tests/sessional tests. (blank)



### 15. Shows evaluated answer books of class test to students

Yes

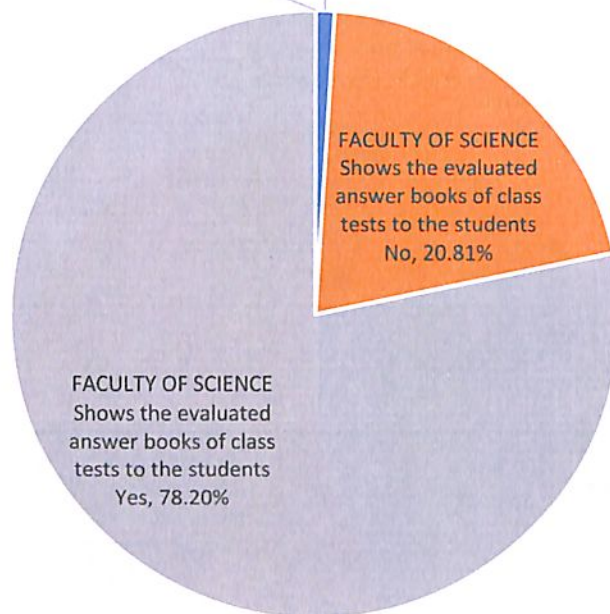
No

NA

FACULTY OF SCIENCE  
Shows the evaluated  
answer books of class  
tests to the students  
(blank), 0.00%

FACULTY OF SCIENCE  
Shows the evaluated  
answer books of class  
tests to the students  
N.A., 0.99%

Total



- FACULTY OF SCIENCE Shows the evaluated answer books of class tests to the students N.A.
- FACULTY OF SCIENCE Shows the evaluated answer books of class tests to the students No
- FACULTY OF SCIENCE Shows the evaluated answer books of class tests to the students Yes
- FACULTY OF SCIENCE Shows the evaluated answer books of class tests to the students (blank)





## 16. Skill of linking subject to life experience and creating interest in the subject

Average

Below average

Good

Very good

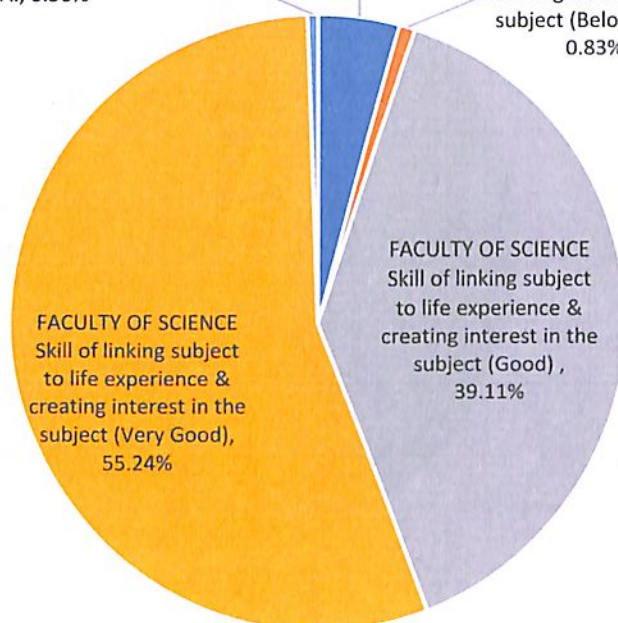
NA

FACULTY OF  
SCIENCE Skill of  
linking subject to  
life experience &  
creating interest  
in the subject  
N.A., 0.56%

FACULTY OF SCIENCE  
Skill of linking subject  
to life experience &  
creating interest in the  
subject (Avg.), 4.26%

Total

FACULTY OF SCIENCE  
Skill of linking subject  
to life experience &  
creating interest in the  
subject (Below Avg.),  
0.83%

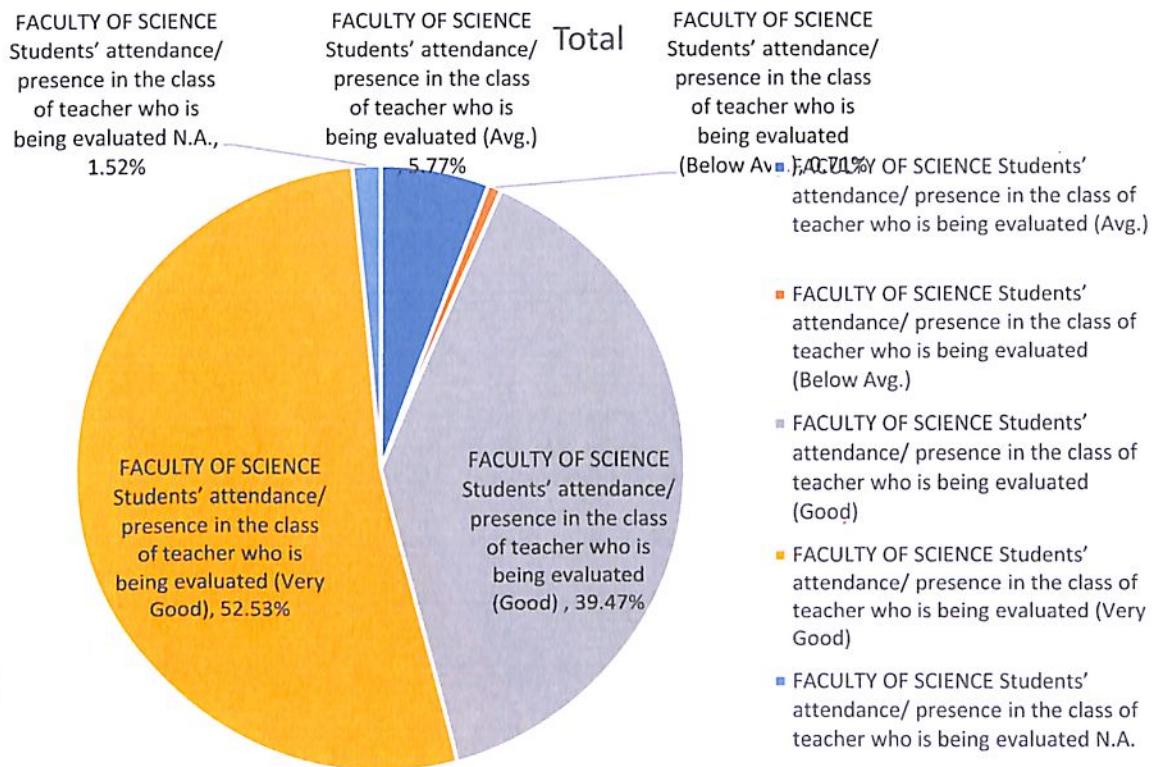


- FACULTY OF SCIENCE Skill of linking subject to life experience & creating interest in the subject (Avg.)
- FACULTY OF SCIENCE Skill of linking subject to life experience & creating interest in the subject (Below Avg.)
- FACULTY OF SCIENCE Skill of linking subject to life experience & creating interest in the subject (Good)
- FACULTY OF SCIENCE Skill of linking subject to life experience & creating interest in the subject (Very Good)
- FACULTY OF SCIENCE Skill of linking subject to life experience & creating interest in the subject N.A.



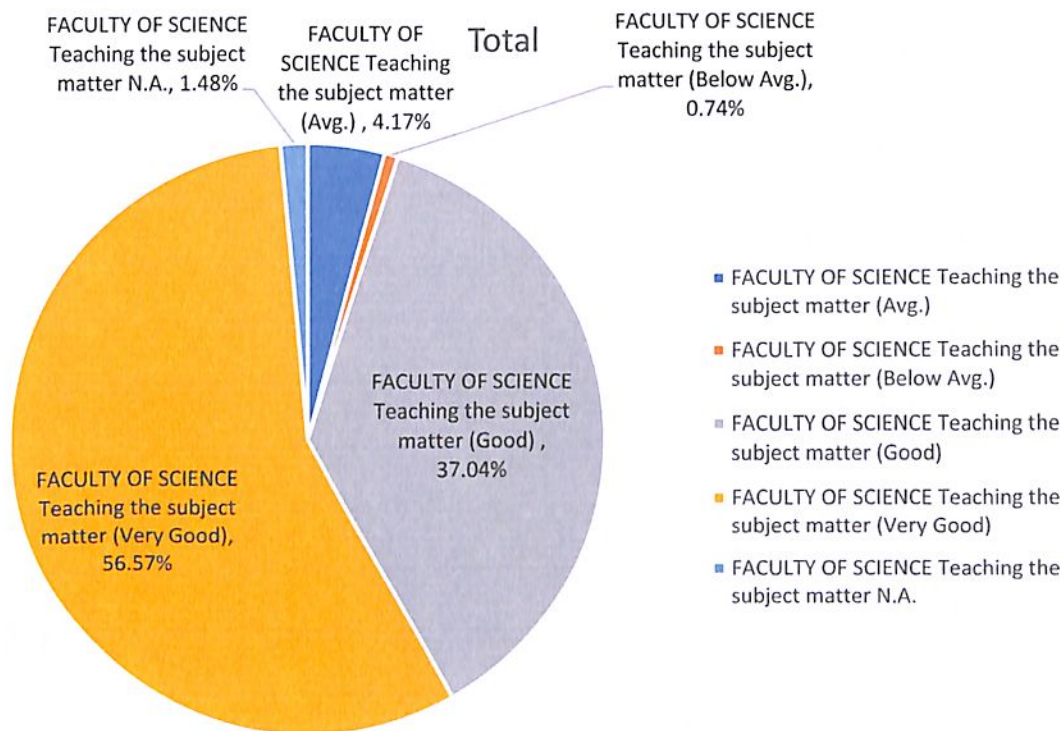
### 17. Student's attendance/presence in the class of teacher who is being evaluated

Average  
Below average  
Good  
Very good



### 18. Teaching the subject matter

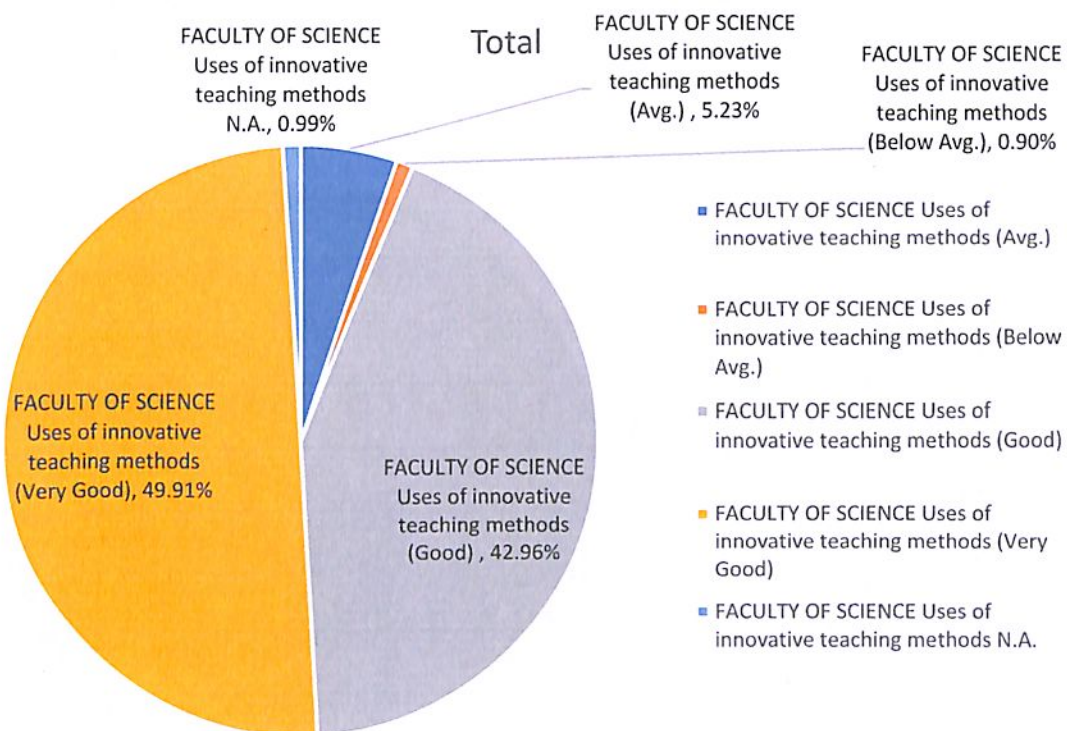
Average  
Below average  
Good  
Very good  
NA





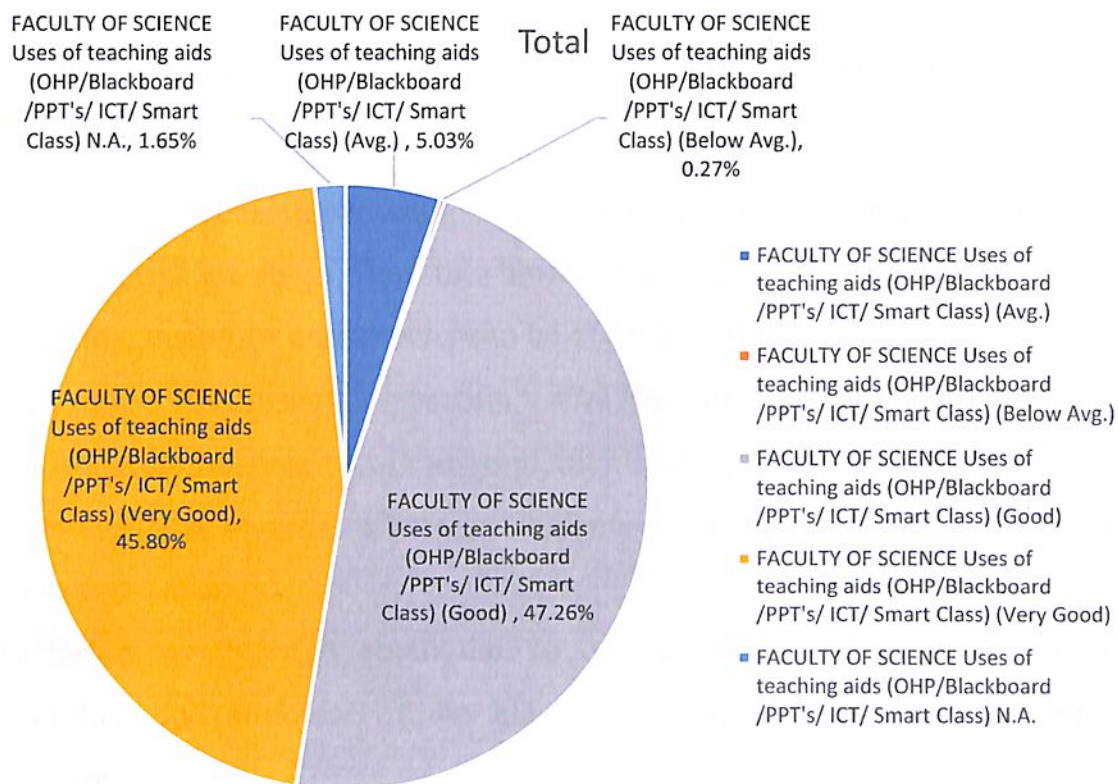
### 19. Uses of innovative teaching method

Average  
Below average  
Good  
Very good  
NA



## 20. Uses of teaching aids (OHP/Blackboard/PPTs/ICT/smart class)

Average  
Below average  
Good  
Very good  
NA





# **Teachers Feedback Analysis**

## **Report: Faculty of Science**

### ❖ **Blackboard/whiteboard work in terms of legibility, visibility and structure:**

**1. Very good:** This rating was given by **45.94%** of the students, indicating that the majority of them find the blackboard/whiteboard work in terms of legibility, visibility, and structure to be of high quality.

**2. Good:** A substantial portion, **47.47%**, of students also rated the blackboard/whiteboard work as good, highlighting its effectiveness.

**3. Average:** A minimal **4.78%** of students found the blackboard/whiteboard work to be average.

**4. Below average:** A small **0.63%** of students perceived the legibility, visibility, and structure of the blackboard/whiteboard work to be below average.

The majority of students found the blackboard/whiteboard work to be of high quality, with a substantial proportion rating it as very good.

### ❖ **Communicative skills:**

**1. Very good:** The majority of students, **55.38%**, expressed that the instructor's communicative skills are very good, indicating effective communication in the classroom.

**2. Good:** **38.08%** of students rated the instructor's communicative skills as good, reflecting a generally positive impression.

**3. Average:** Only **4.42%** of students found the communicative skills to be average.





**4. Below average:** A minor **0.77%** of students reported below-average communicative skills.

The instructor's communicative skills were predominantly viewed positively by the students, with a significant majority rating them as very good. However, there is a small percentage of students who perceived the communicative skills as below average, suggesting room for enhancement in this aspect.

#### ❖ **Completes syllabus of the course:**

**1. Very good:** A significant **54.86%** of students reported that the instructor consistently completes the syllabus, meeting their expectations.

**2. Good:** **37.50%** of students found the syllabus coverage to be good.

**3. Average:** A minimal **4.76%** of students regarded the coverage as average.

**4. Below average:** **1.49%** of students noted that the syllabus completion was below average.

The instructor's performance in completing the syllabus was positively perceived by the majority of students, with a significant percentage rating it as very good.

#### ❖ **Conducting classroom discussions:**

**1. Very good:** **49.62%** of students praised the instructor's ability to conduct classroom discussions effectively.

**2. Good:** **43.06%** of students found the classroom discussions to be good.

**3. Average:** **5.23%** of students considered the discussions to be average.

**4. Below average:** **0.67%** of students felt that the instructor's performance in this aspect was below average.

The instructor's ability to conduct classroom discussions was predominantly viewed positively by students, with a significant majority rating it as very good.



### ❖ Delivery of structured lecture:

1. **Very good:** A substantial **52.10%** of students appreciated the instructor's delivery of structured lectures.
2. **Good:** **40.69%** of students rated the lecture delivery as good.
3. **Average:** **4.49%** of students found the lecture delivery to be average.
4. **Below average:** A mere **0.75%** of students reported below-average lecture delivery.

The instructor's delivery of structured lectures was predominantly viewed positively by students, with a substantial majority rating it as very good or good.

### ❖ Focus on syllabi:

1. **Very good:** An overwhelming **56.96%** of students lauded the instructor's focus on the syllabi, indicating a strong alignment with the course objectives.
2. **Good:** **36.07%** of students found the focus on syllabi to be good.
3. **Average:** **4.93%** of students regarded it as average.
4. **Below average:** **0.87%** of students expressed that the focus on syllabi was below average.

The instructor's focus on syllabi was highly praised by the majority of students, with an overwhelming percentage rating it as very good.

### ❖ Makes alternate arrangement of class in his/her absence:

1. **Very good:** **50.39%** of students appreciated the instructor's ability to make alternate class arrangements in their absence.
2. **Good:** **42.38%** of students found the alternate arrangements to be good.
3. **Average:** **4.79%** of students rated it as average.
4. **Below average:** A small **1.17%** of students felt that the instructor's contingency planning in their absence was below average.





The instructor's ability to make alternate class arrangements in their absence was positively perceived by the majority of students, with a significant percentage rating it as very good or good.

❖ **Makes sure that he/she being understood:**

1. **Very good:** 44.97% of students find the instructor's efforts to ensure understanding to be very good.

2. **Good:** A substantial 45.41% of students reported good communication effectiveness in this aspect.

3. **Average:** Only 7.17% of students found this aspect to be average.

4. **Below average:** 1.66% of students indicated that the instructor's efforts to ensure understanding were below average.

The instructor's efforts to ensure understanding were predominantly viewed positively by students, with a significant majority rating them as very good or good.

❖ **Punctuality in the class:**


1. **Very good:** An impressive 49.18% of students appreciated the instructor's punctuality.

2. **Good:** 43.84% of students found the instructor to be good in terms of punctuality.

3. **Average:** A minimal 5.85% of students regarded punctuality as average.

4. **Below average:** 0.72% of students reported below-average punctuality.

The instructor's punctuality in class was predominantly viewed positively by students, with an impressive majority rating it as very good





❖ **Refers to latest development in the field:**

**1. Very good:** 49.40% of students acknowledged the instructor's efforts in referring to the latest developments in the field.

**2. Good:** 43.41% of students found the instructor's engagement with the latest developments to be good.

**3. Average:** 5.35% of students considered it as average.

**4. Below average:** 0.65% of students perceived the instructor's reference to the latest developments as below average.

The instructor's efforts to refer to the latest developments in the field were predominantly viewed positively by students, with a majority rating it as very good or good.

❖ **Regularity in taking classes:**

**1. Very good:** 54.15% of students found the instructor's class regularity to be very good.

**2. Good:** 39.30% of students rated the instructor's class regularity as good.

**3. Average:** A minor 4.61% of students considered it as average.

**4. Below average:** 1.33% of students reported below-average class regularity.

The instructor's regularity in taking classes was predominantly viewed positively by students, with a significant majority rating it as very good or good.



❖ **Scheduled organization of assignments, class test, quizzes and seminars:**

**1. Very good:** 50.20% of students commended the scheduled organization of assignments, tests, quizzes, and seminars is very good.

**2. Good:** 42.42% of students found it to be good.

**3. Average:** 5.22% of students regarded it as average.

**4. Below average:** 0.49% of students found the organization to be below average.

The instructor's scheduled organization of assignments, class tests, quizzes, and seminars were predominantly viewed positively by students, with a significant majority rating it as very good or good.

❖ **Self-Confidence:**

**1. Very good:** A significant 54.87% of students praised the instructor's self-confidence.

**2. Good:** 38.57% of students found the instructor's self-confidence to be good.

**3. Average:** A minor 4.24% of students considered it as average.

**4. Below average:** 0.77% of students perceived the instructor's self-confidence as below average.

The instructor's self-confidence was predominantly viewed positively by students, with a significant majority rating it as very good. However, there is a small percentage of students who perceived self-confidence as below average, suggesting room for enhancement in this area.





❖ **Shares answer of class test or sessional test after conduct of test:**

**Yes:** An overwhelming **87.53%** of students confirmed that the instructor shares the answers of class tests or sessional tests after conducting them.

**No:** Only **10.48%** of students reported that the instructor does not share the answers.

The instructor's practice of sharing answers for class tests or sessional tests was highly praised by students, with an overwhelming majority confirming that answers are shared.

❖ **Shows evaluated answer books of class test to students:**

**Yes:** An impressive **78.20%** of students indicated that the instructor shows the evaluated answer books of class tests to them.

**No:** A minimal **20.81%** of students reported that the instructor does not show evaluated answer books.

The instructor's practice of showing evaluated answer books of class tests to students was highly appreciated, with an impressive majority confirming that this practice is followed.


❖ **Skill of linking subject to life experience and creating interest in the subject:**

**1. Very good:** **55.24%** of students found the instructor's ability to link the subject to life experiences and create interest to be very good.

**2. Good:** **39.11%** of students rated this skill as good.

**3. Average:** **4.26%** of students considered it as average.

**4. Below average:** **0.83%** of students found this skill to be below average.





The instructor's skill of linking the subject to life experiences and creating interest in the subject was predominantly viewed positively by students, with a majority rating it as very good or good.

❖ **Student's attendance/presence in the class of teacher who is being evaluated:**


1. **Very good:** 52.53% of students found the instructor's ability to maintain student attendance/presence in the class to be very good.
2. **Good:** 39.47% of students rated this aspect as good.
3. **Average:** A minimal 5.77% of students regarded it as average.
4. **Below average:** 0.71% of students reported below-average performance in this aspect.

The instructor's ability to maintain student attendance/presence in the class was predominantly viewed positively by students, with a majority rating it as very good or good.

❖ **Teaching the subject matter:**

1. **Very good:** 56.57% of students praised the instructor's teaching of the subject matter as very good.
2. **Good:** 37.04% of students found the teaching to be good.
3. **Average:** 4.17% of students considered it as average.
4. **Below average:** 0.74% of students reported below-average teaching of the subject matter.

The instructor's teaching of the subject matter was predominantly viewed positively by students, with a majority rating it as very good or good. However, there is a small percentage of students who perceived teaching in this aspect as below average, suggesting room for enhancement.



❖ **Uses of innovative teaching method:**

**1. Very good:** 49.91% of students found the instructor's use of innovative teaching methods to be very good.

**2. Good:** 42.96% of students rated the use of innovative methods as good. **3.**

**Average:** 5.23% of students considered it as average.

**4. Below average:** 0.90% of students reported below-average use of innovative teaching methods.

The instructor's use of innovative teaching methods was predominantly viewed positively by students, with a majority rating it as very good or good.

❖ **Uses of teaching aids (OHP/Blackboard/PPTs/ICT/smart class):**

**1. Very good:** 45.80% of students commended the instructor's use of teaching aids as very good.

**2. Good:** 47.26% of students found the use of teaching aids to be good.

**3. Average:** 5.03% of students regarded it as average.

**4. Below average:** 0.27% of students perceived the use of teaching aids as below average.

The instructor's use of teaching aids, including OHP, blackboard, PPTs, ICT, and smart class, was predominantly viewed positively by students, with a majority rating it as very good or good. However, there is a small percentage of students who perceived the use of teaching aids as below average, suggesting room for enhancement.






## CONCLUSION:


In summary, the evaluation of the instructor's teaching performance reflects a predominantly positive outlook from students. Notably, the instructor excels in areas such as effective communication, legible and well-structured blackboard/whiteboard work, consistent syllabus completion, and a strong focus on course objectives. Additionally, the instructor's self-confidence, ability to make alternate class arrangements, and the practice of sharing test answers and evaluated answer books were highly praised by a significant majority of students. These strengths underscore the instructor's dedication to facilitating a conducive learning environment and fostering student engagement.

However, there exist areas where improvement is warranted. A portion of the student population expressed concerns about maintaining student attendance and suggested enhancements in innovative teaching methods and the use of teaching aids. Additionally, while a majority found the teaching of the subject matter to be very good, there is room for improvement for students who perceived it as below average. These constructive feedback points offer valuable insights for the instructor to further enhance their teaching methodology and classroom management, ultimately striving for continuous improvement in their role as an educator.

  
**Dr. V. C. Thange**  
I.Q.A.C. Coordinator

Co ordinator  
IQAC, K. J. Somaiya College  
Kopargaon, Dist. A.Nagar



  
**Dr. B. S. Yadav**

Principal  
**Principal**  
K. J. Somaiya College of Arts  
Commerce & Science, Kopargaon





Kopargaon Taluka Education Society's  
**K.J. Somaiya College of Arts,  
Commerce and Science**

Kopargaon, Ahmednagar, (M.S.)



**Alumni Feedback Analysis  
2022-23**

**Internal Quality Assurance Cell  
(IQAC)**



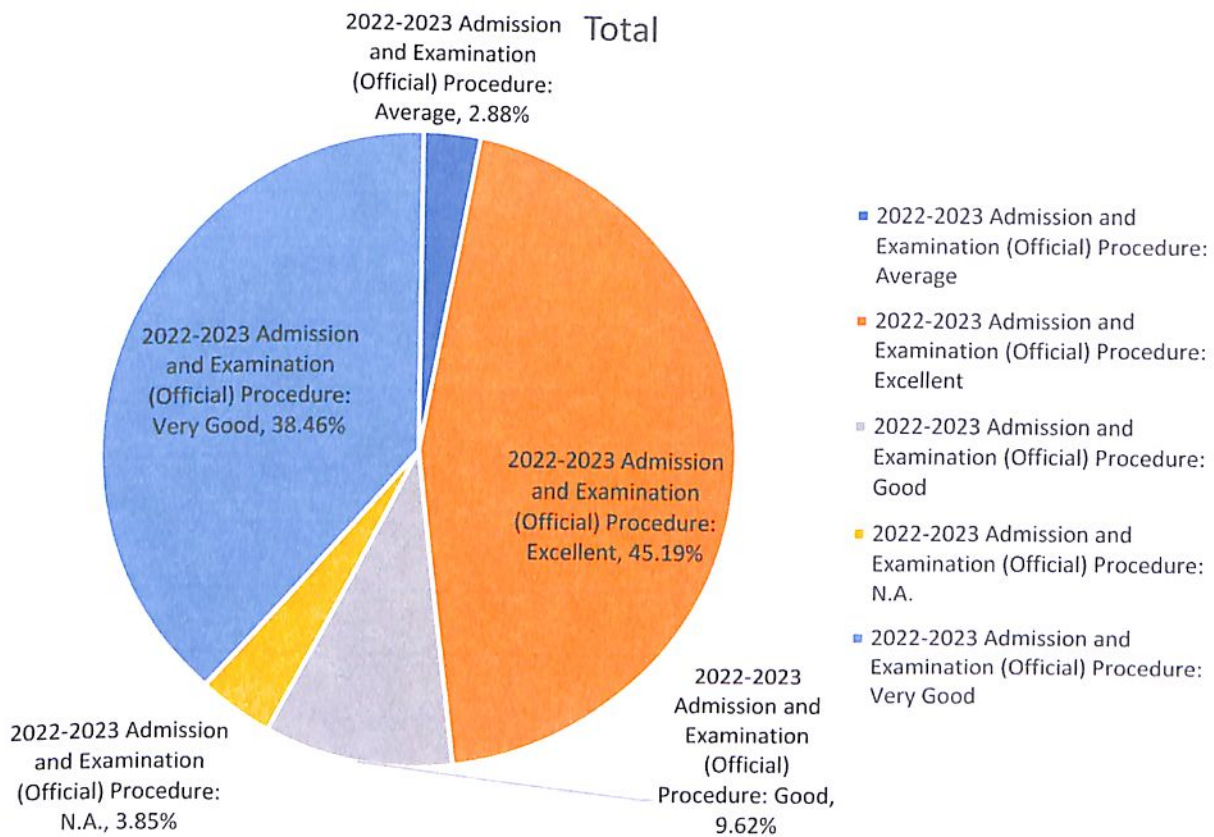


*Kopargaoon Taluka Education society's*  
**K. J. Somaiya College, Kopargaoon**  
**Alumni Feedback Analysis**  
**2022-23**

**Total number of students participated: 160**

**1. Admission and Examination (Official) Procedure:**

Average  
Excellent  
Good  
Very good  
NA

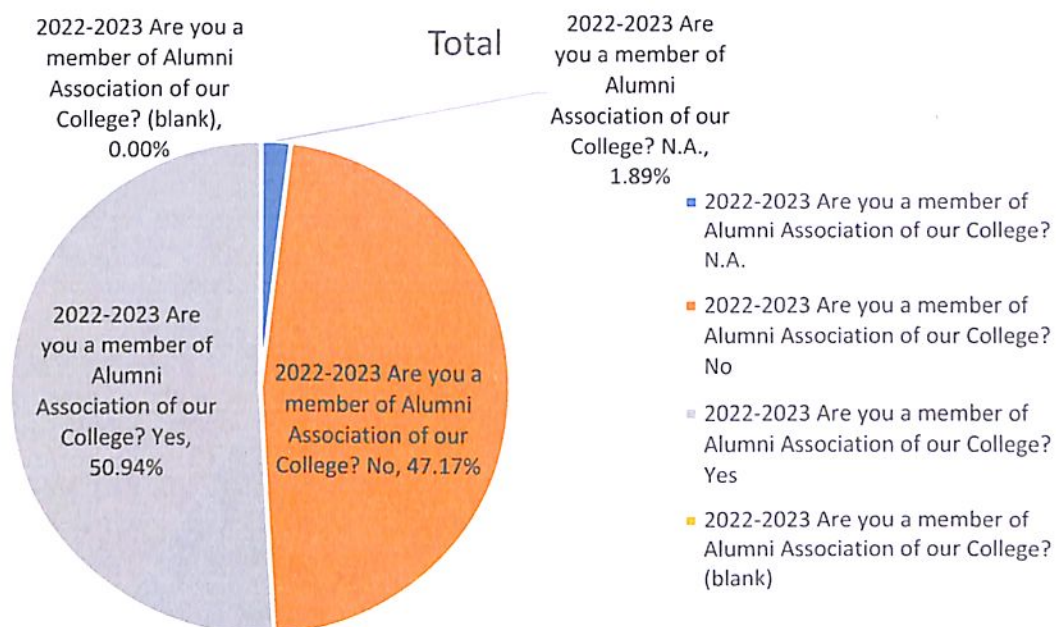


## 2. Are you member of alumni association of college

Yes

No

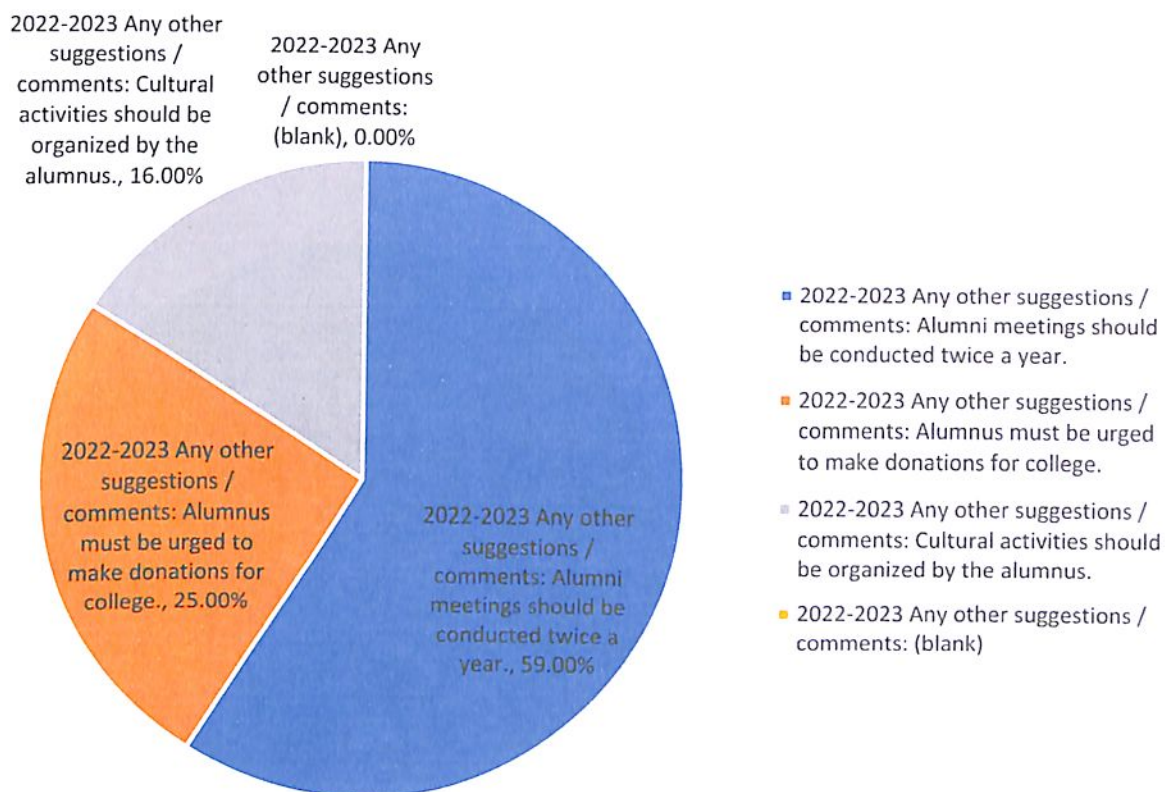
NA





### 3. Any other suggestions

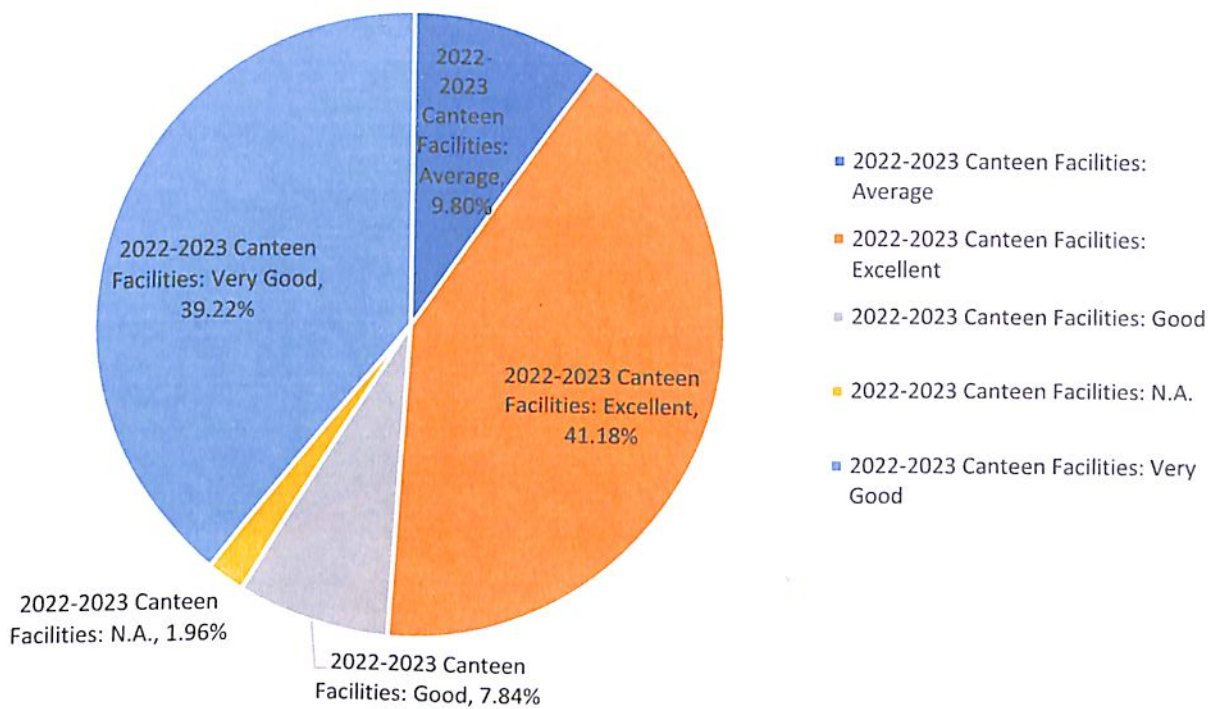
Total



**4. Canteen facilities**

Average  
Good  
Very good  
Excellent  
NA

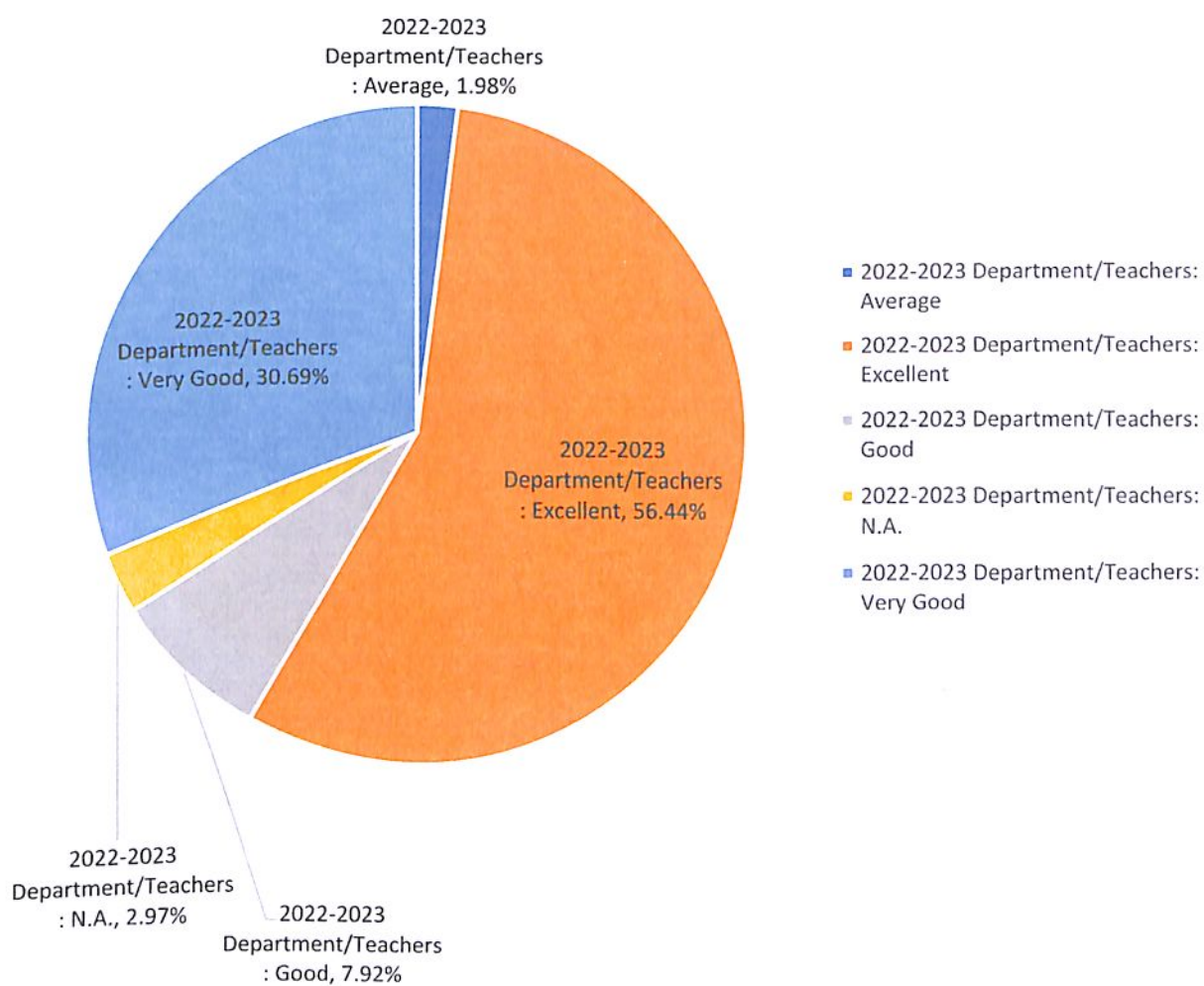
Total



## 5. Department/Teachers:

Average  
Good  
Very good  
Excellent  
NA

Total



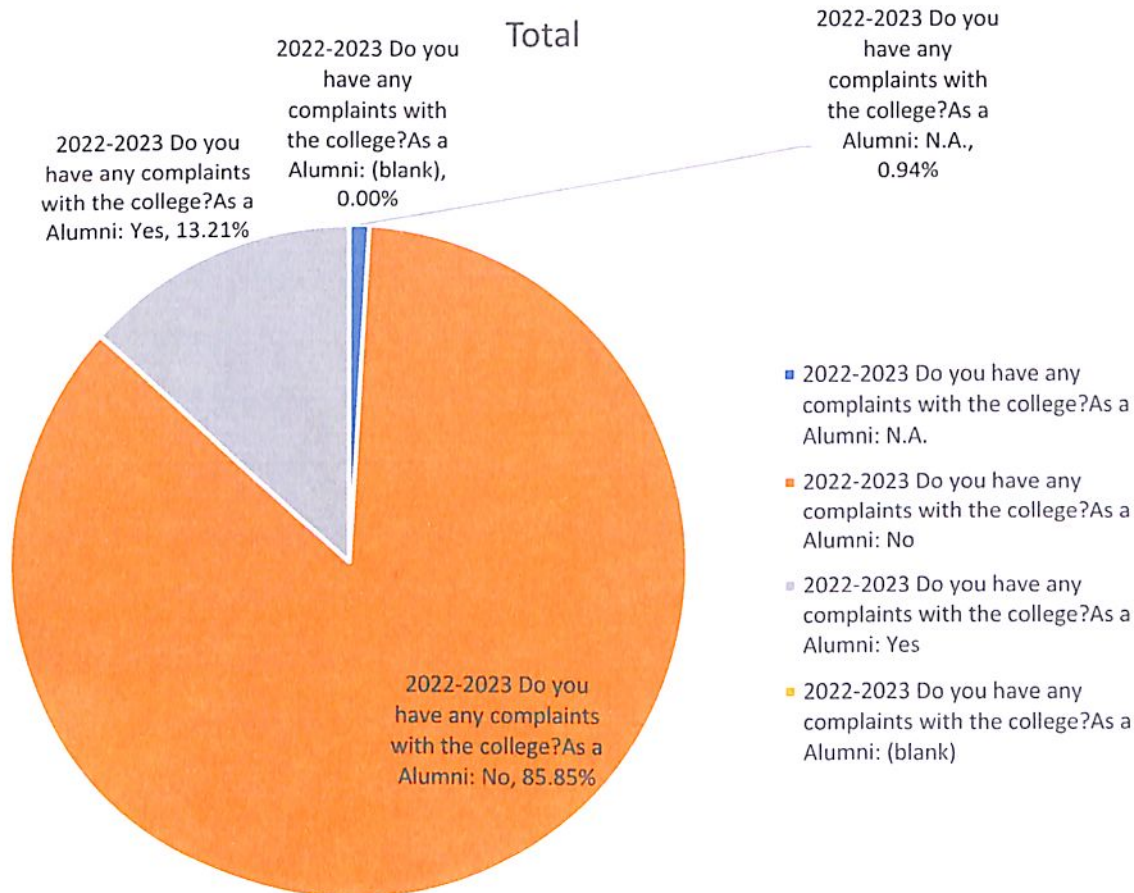


6. Do you have any complaint with college ? as alumni.

Yes

No

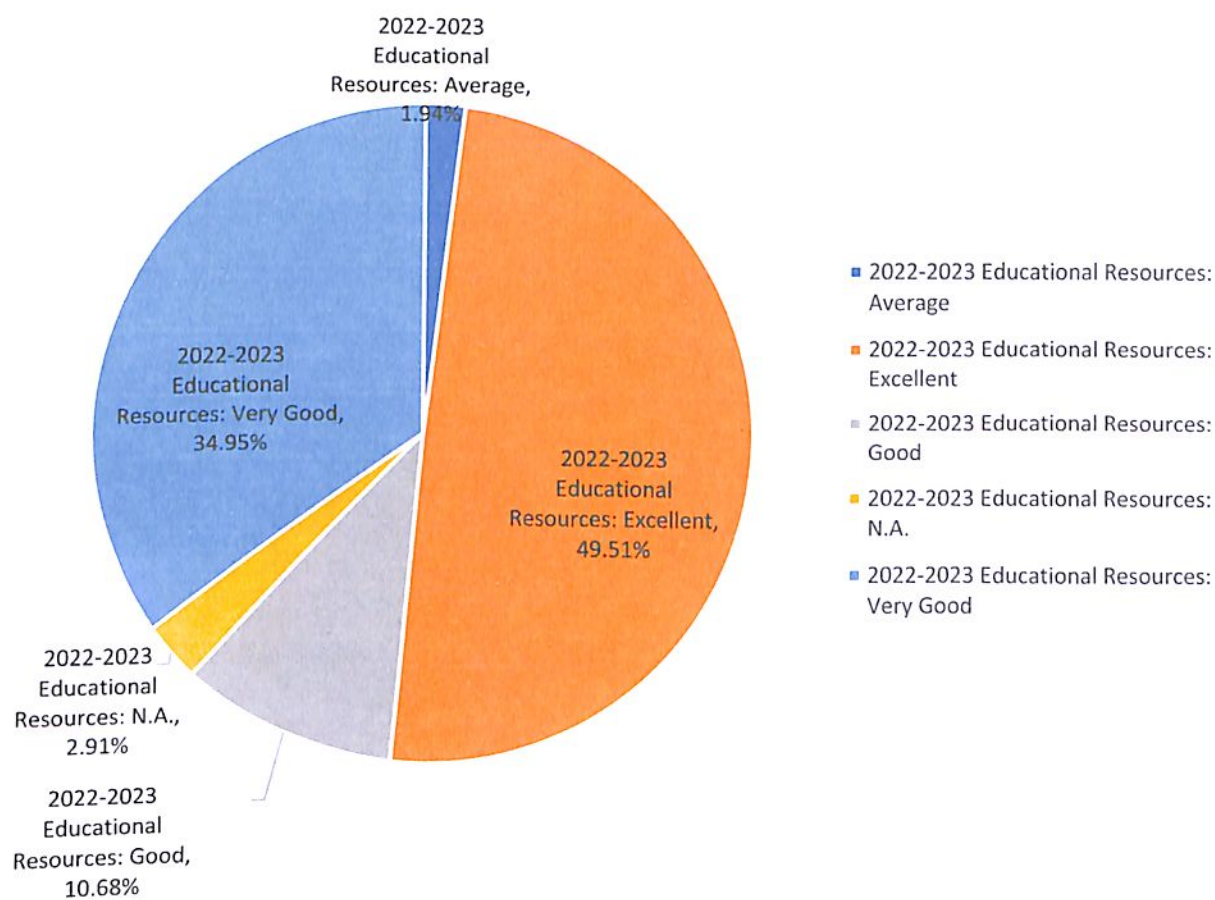
NA



## 7. Educational resources

Average  
Good  
Very good  
Excellent  
NA

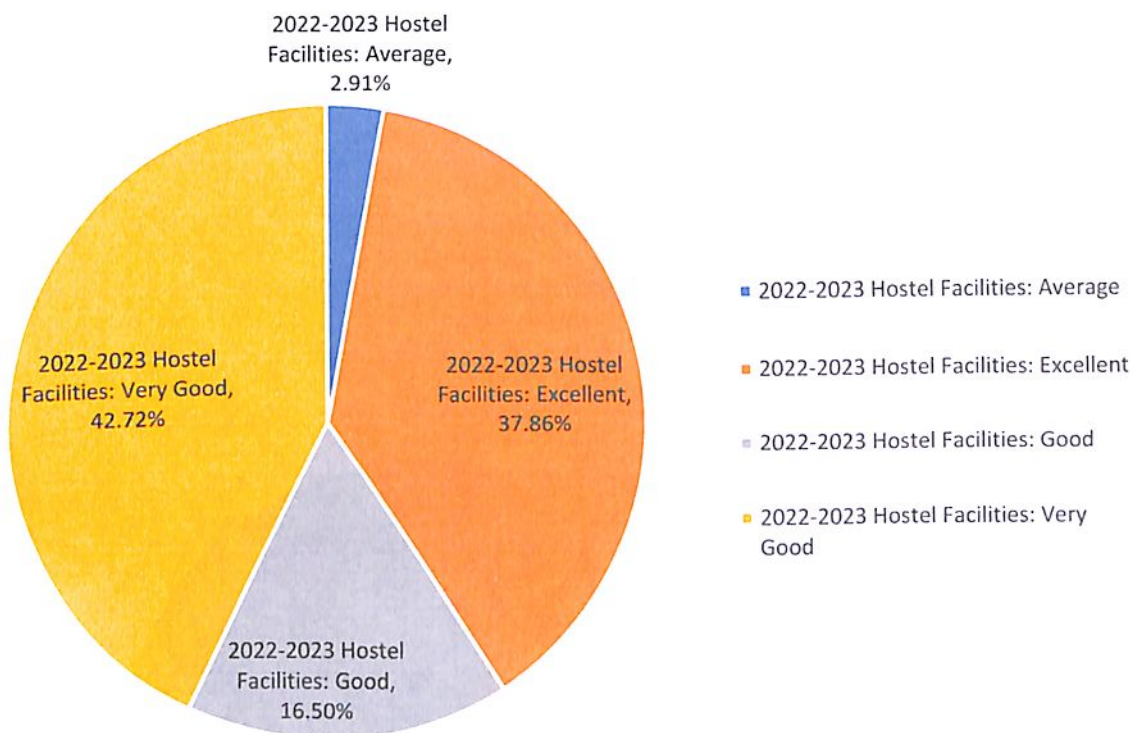
Total



## 8. Hostel facilities

Average  
Good  
Very good  
Excellent  
NA

Total

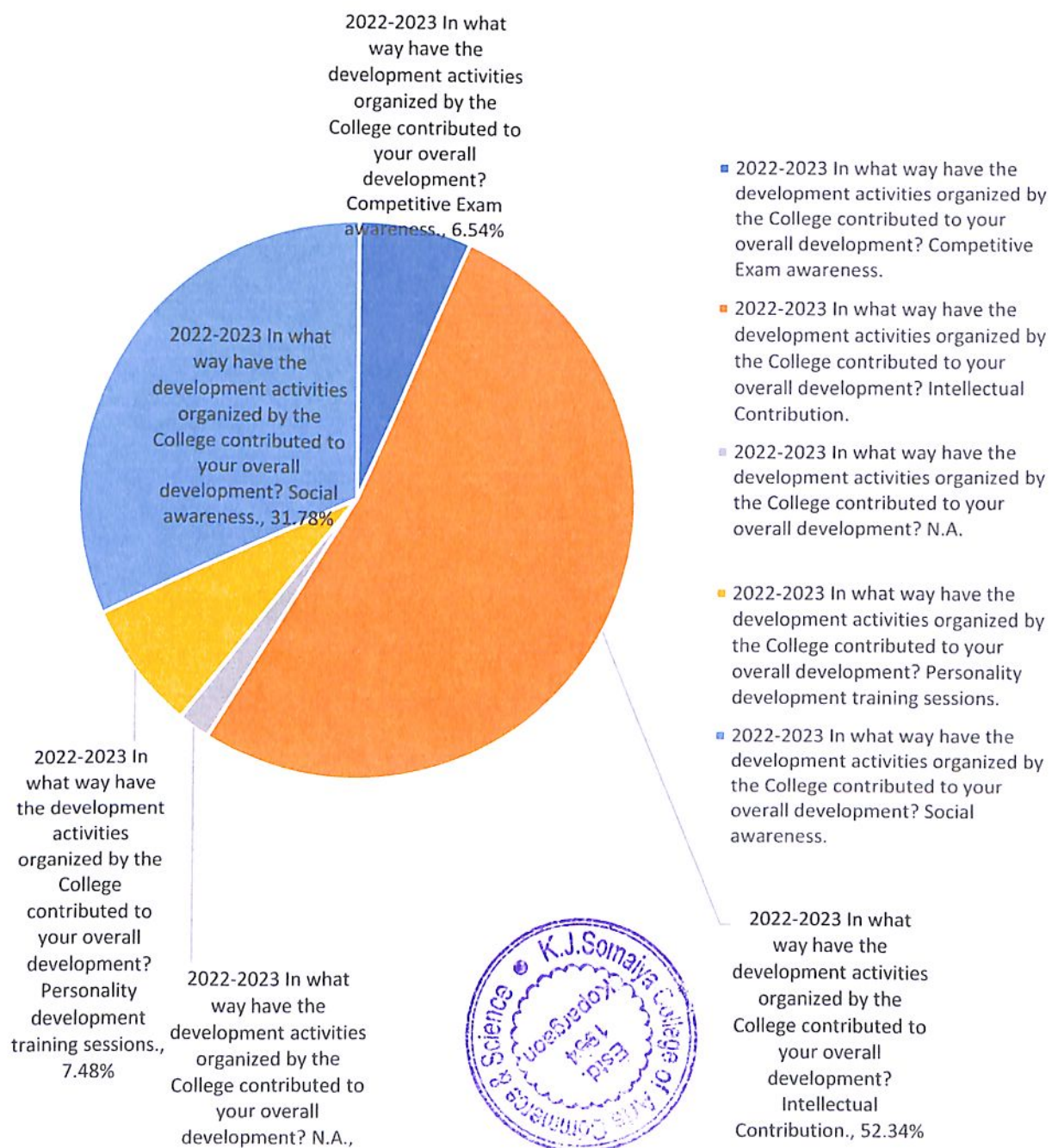




**9. In what way have the development activities organized by the College contributed to your overall development?**

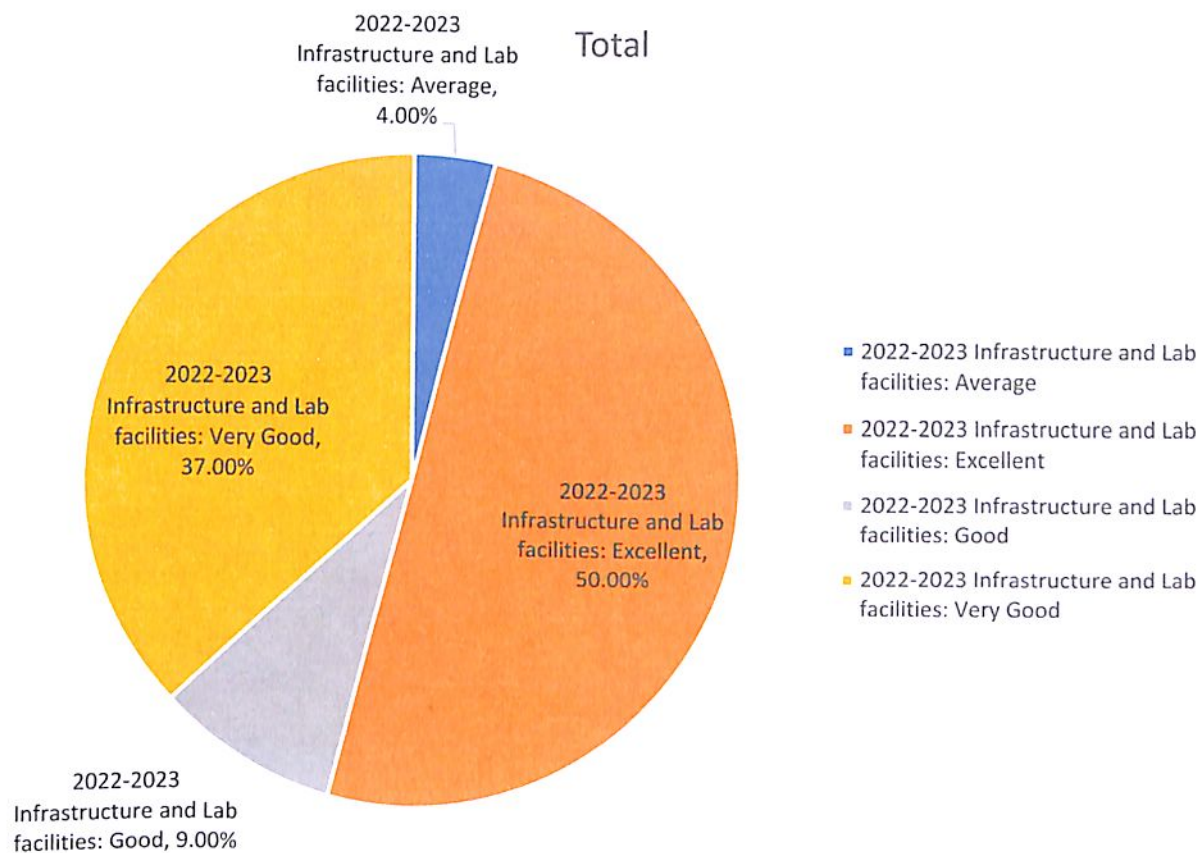
Competitive Exam awareness  
Social Awareness  
Personality development  
Intellectual contribution  
Overall development

Total



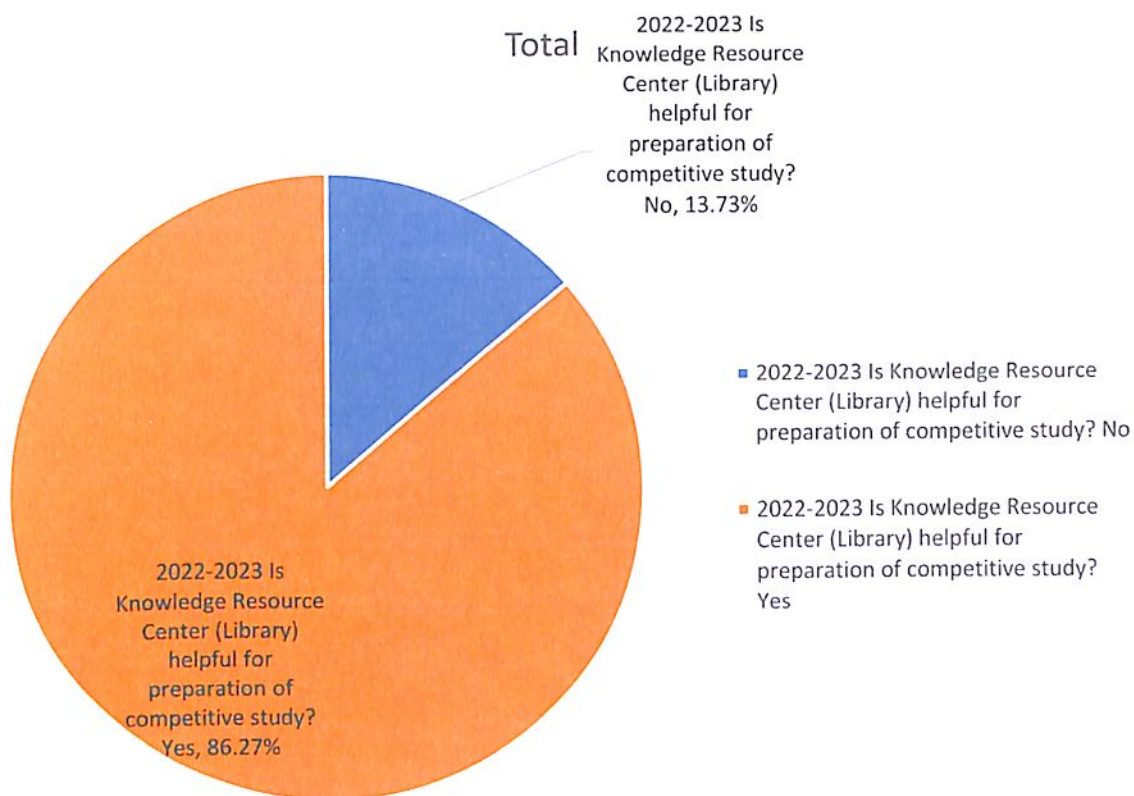
## 10. Infrastructure and lab facilities

Average  
Good  
Very good  
Excellent  
NA



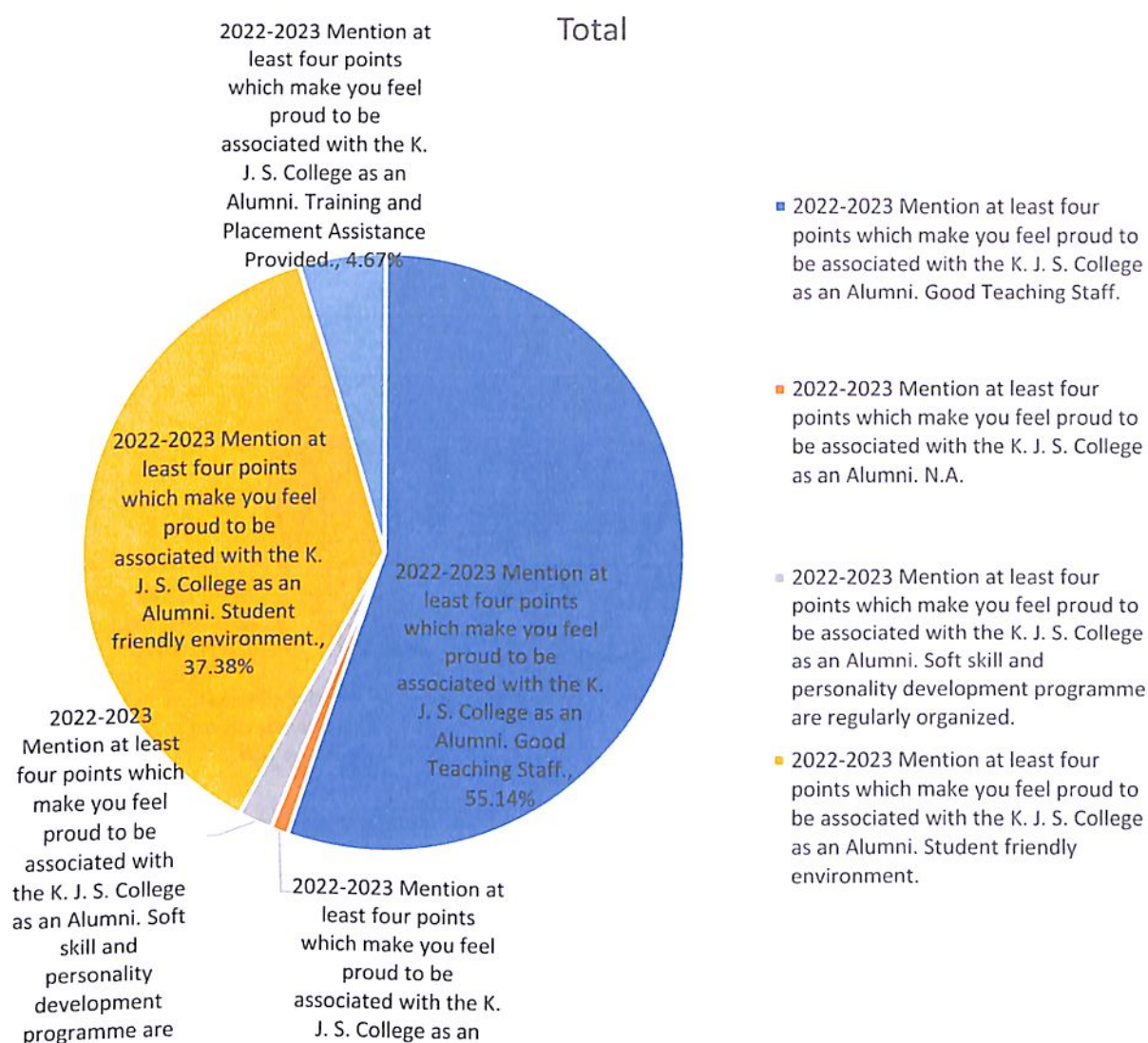
### 11. Is library helpful for competitive exam study?

Yes  
No  
NA



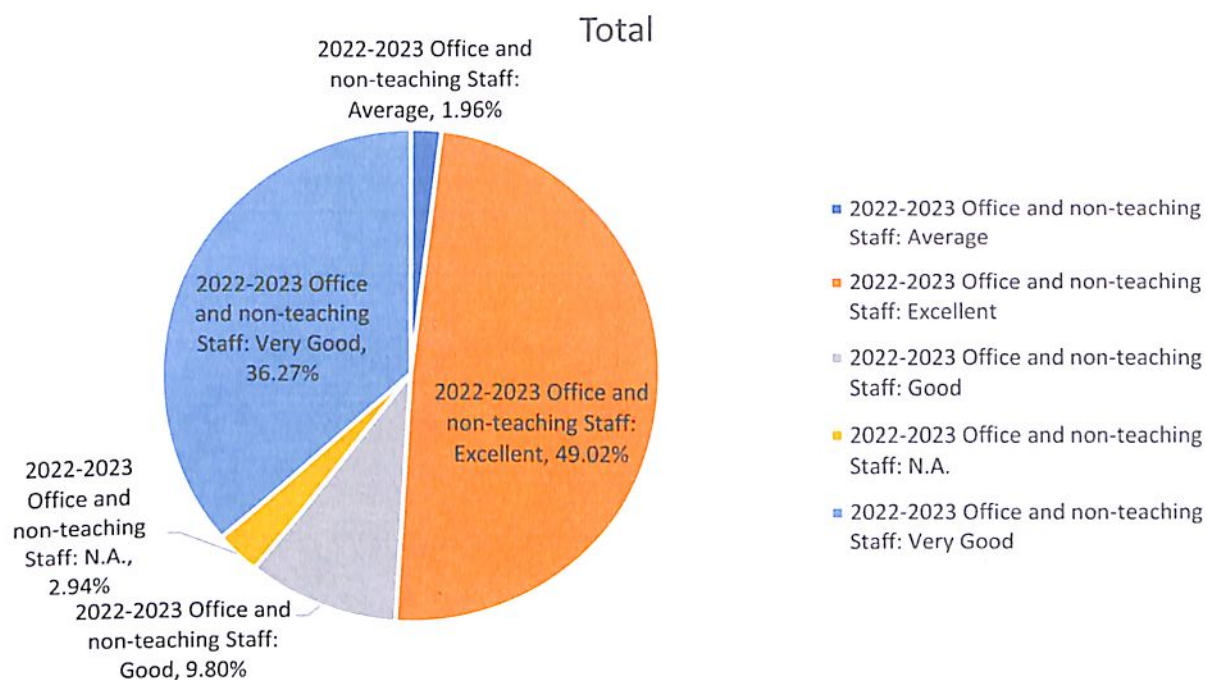


**12. Mention at least four points which make you feel proud to be associated with the K. J. S. College as an Alumni.**



### 13. Office and non-teaching staff

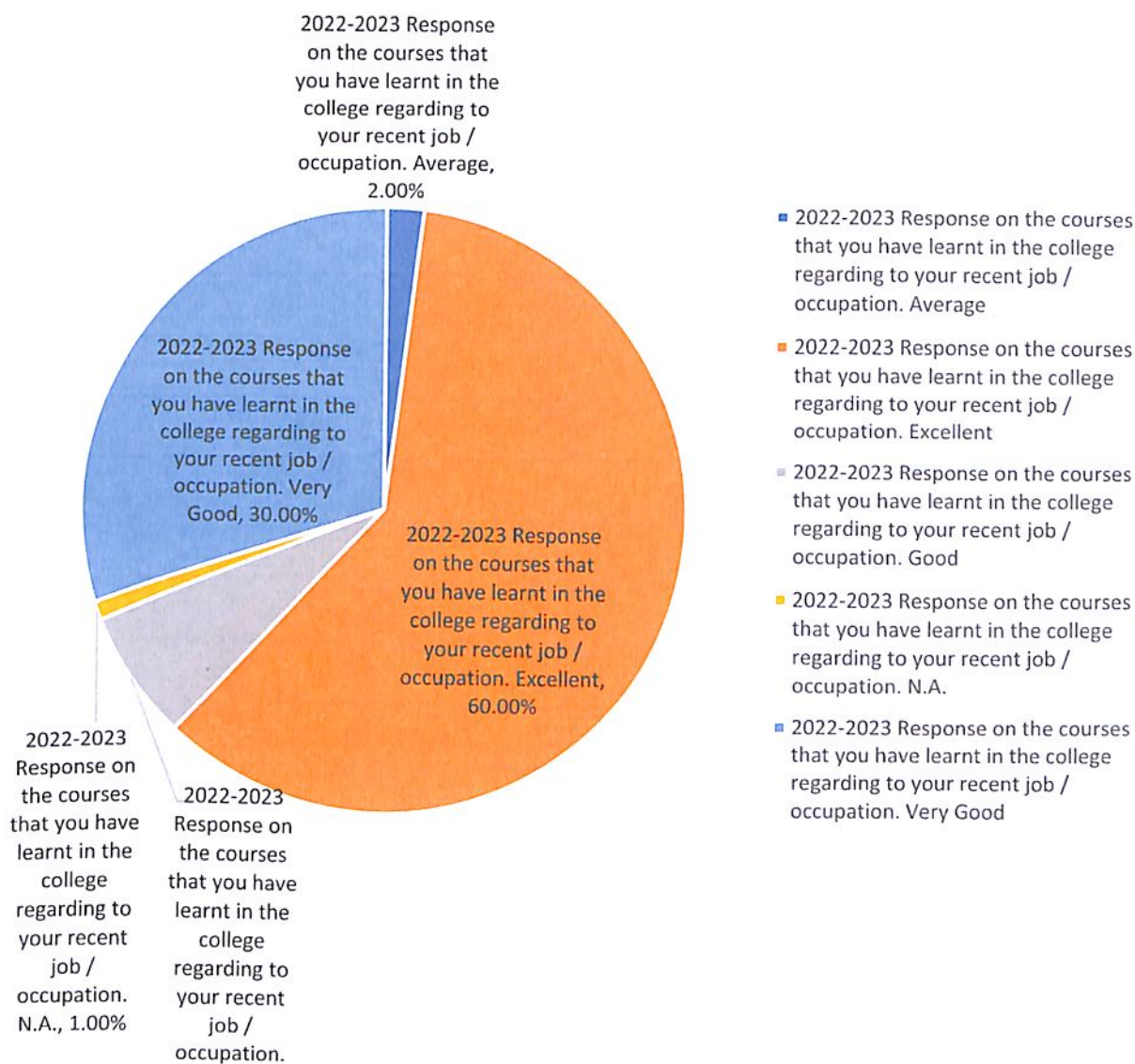
Average  
Good  
Very good  
Excellent  
NA



#### 14. Overall response to college

Average  
Good  
Very good  
Excellent  
NA

Total

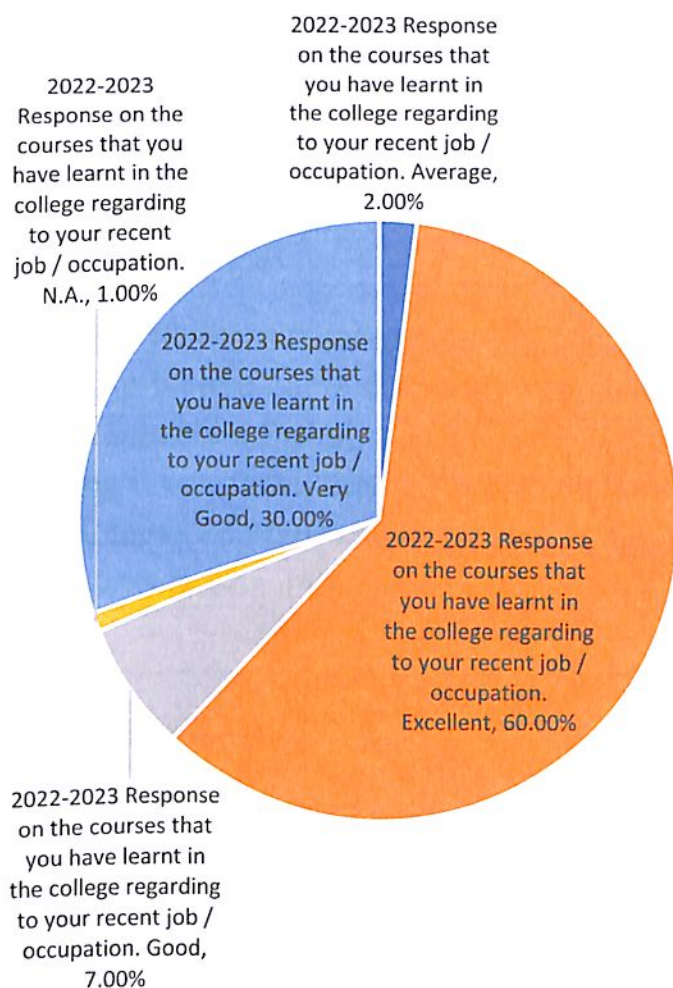




**15. Response on the courses that you have learnt in the college regarding to your recent job / occupation.**

Average  
Good  
Very good  
Excellent  
NA

Total



- 2022-2023 Response on the courses that you have learnt in the college regarding to your recent job / occupation. Average
- 2022-2023 Response on the courses that you have learnt in the college regarding to your recent job / occupation. Excellent
- 2022-2023 Response on the courses that you have learnt in the college regarding to your recent job / occupation. Good
- 2022-2023 Response on the courses that you have learnt in the college regarding to your recent job / occupation. N.A.
- 2022-2023 Response on the courses that you have learnt in the college regarding to your recent job / occupation. Very Good



# Alumni Feedback Analysis

## ❖ Admission and Examination Procedure:

1. **Excellent:** 45.19% of the alumni found the admission and examination procedure is excellent.
2. **Very Good:** 38.46% of the alumni found the admission and examination procedure is very good.
3. **Good:** 9.62% of the alumni found the admission and examination procedure is good.
4. **Average:** 2.88% of the students found admission and examination procedure is average in its services.

The data suggests that the institution has been generally successful in providing efficient and effective admission and examination procedures for its alumni. A significant majority of alumni expressed a positive perception, with a large portion rating these procedures as "Excellent" or "Very Good." This reflects well on the institution's commitment to ensuring a smooth and satisfactory process for both admissions and examinations.

## ❖ Hostel Facilities:

1. **Excellent:** 37.86% of the alumni found the hostel facilities to be excellent.
2. **Very Good:** 42.72% of the alumni found the hostel facilities to be very good.
3. **Good:** 16.50% of the alumni found the hostel facilities to be good.
4. **Average:** 2.91% of the alumni found the hostel facilities to be average.

The data shows that the majority of alumni have a positive perception of the hostel facilities, with a significant percentage finding them excellent or very good. This suggests that the institution has been successful in providing a satisfactory living environment for its former students





### ❖ Infrastructure and Lab Facilities

**1. Excellent:** 50% of the alumni found the infrastructure and lab facilities to be excellent.

**2. Very Good:** 37% of the alumni found the infrastructure and lab facilities to be very good.

**3. Good:** 9% of the alumni found the infrastructure and lab facilities good.

**4. Average:** 4% of the alumni found the infrastructure and lab facilities to be average.

This suggests that the institution has been successful in providing high-quality infrastructure and lab resources for its former students

### ❖ Educational Resources:

**1. Excellent:** 49.51% of the alumni found the educational resources to be excellent.

**2. Very Good:** 34.95% of the alumni found the educational resources to be very good.

**3. Good:** 10.68% of the alumni found the educational resources to be good.

**4. Average:** 1.94% of the alumni found the educational resources to be average.

The data suggests that the institution has been successful in providing high-quality educational resources for its alumni, with a significant majority expressing a positive perception.

### ❖ Developmental Activities:

#### **1. Personality Development**

The personality development activities organized by the college helped many alumni to grow as individuals.

#### **2. Competitive Exam Awareness**

The competitive exam awareness programs organized by the college helped many alumni to prepare for the various exams they faced.





### 3. Social Awareness

The social awareness activities organized by the college helped many alumni to give back to the community and to understand social issues better.

The provided feedback highlights the college's success in organizing developmental activities that have had a positive influence on alumni. These activities have contributed to the personal and professional growth of individuals, aided in exam preparation, and encouraged social awareness and community engagement. This suggests that the college is effectively supporting the holistic development of its students, which is a commendable achievement.

#### ❖ Canteen Facilities:

1. **Excellent:** 41.18% of the alumni found the Canteen Facilities to be excellent.
2. **Very Good:** 34.95% of the alumni found the Canteen Facilities to be very good.
3. **Good:** 10.68% of the alumni found the Canteen Facilities to be good.
4. **Average:** 1.94% of the alumni found the Canteen Facilities to be average.

The data indicates that the institution has generally been successful in providing satisfactory canteen facilities for its alumni. A significant majority of alumni expressed a positive perception, with a large portion rating the facilities as "Excellent" or "Very Good."

#### ❖ Department/Teachers:

1. **Excellent:** 41.18% of the alumni found the Department/Teachers to be excellent.
2. **Very Good:** 34.95% of the alumni found the Department/Teachers to be very good.
3. **Good:** 10.68% of the alumni found the Department/Teachers to be good.
4. **Average:** 1.94% of the alumni found the Department/Teachers to be average.



The data suggests that the institution has been successful in providing high-quality education through its departments and teachers, with a significant majority expressing a positive perception.

### ❖ Courses Learnt:

**1. Excellent:** 60% of the alumni found the courses that they have learnt in the college to be excellent.

**2. Very Good:** 30% of the alumni found the courses that they have learnt in the college to be very good.

**3. Good:** 7% of the alumni found the courses that they have learnt in the college to be good.

**4. Average:** 2% of the alumni found the courses that they have learnt in the college to be average.

The data suggests that the institution has been highly successful in providing excellent courses to its alumni, with a significant majority expressing an extremely positive perception. This reflects positively on the college's commitment to delivering high-quality education and meeting the academic needs and expectations of its former students.

### ❖ Office and non-teaching staff:

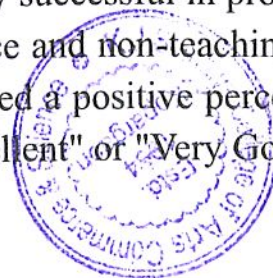
**1. Excellent:** 49.02% of the alumni found the Office and non-teaching staff to be excellent.

**2. Very Good:** 36.27% of the alumni found the Office and non-teaching staff to be very good.

**3. Good:** 9.80% of the alumni found the Office and non-teaching staff to be good.

**4. Average:** 1.96% of the alumni found the Office and non-teaching staff to be average.

The data indicates that the institution has been generally successful in providing efficient and effective support services through its office and non-teaching staff for its alumni. A significant majority of alumni expressed a positive perception, with a large portion rating these staff members as "Excellent" or "Very Good."





## ❖ Library Facilities:

**1. Competative Exam Preparation:** 86.27% of the alumni found that the library is helpful for competitive exam study.

This feedback suggests that the library is a valuable asset for alumni who are aspiring to excel in competitive examinations, and it reflects positively on the institution's commitment to supporting the academic and career goals of its former students.

## ❖ Reasons to be Proud:

### 1. Quality Education

The college provides quality education that equips alumni to face the challenges of their professions.

### 2. Well-rounded Experience

The college provides a well-rounded experience that helps alumni grow as individuals.

### 3. Inclusivity

The college is inclusive and helps students from all backgrounds succeed.

### 4. Values-based Education

The college promotes values-based education that teaches students to make a positive impact in society.





## Conclusion:

Considering the feedback given by our alumni it is quite clear that the alumni association is having key role in the development of existing students.

We have decided to strengthen our alumni association for the betterment of the students it has also been decided that our alumni association will play a key role in the following areas:

1. Intellectual contribution by arranging some lectures of our successful alumni.
2. Adoption of poor and meritorious students by the well settled alumni.
3. Collaboration with the companies and firms established by our alumni for internship of the students.

  
**Dr. V. C. Thange**

I.Q.A.C. Coordinator

**Coordinator**  
IQAC, K. J. Somaiya College  
Kopargaon, Dist. A.Nagar



  
**Dr. B. S. Yadav**

Principal

**Principal**  
K. J. Somaiya College of Arts  
Commerce & Science, Kopargaon



**Kopargاون Taluka Education Society's**

# **K.J. Somaiya College of Arts, Commerce and Science**

**Kopargاون, Ahmednagar, (M.S.)**



**Parents Feedback Analysis  
2022-23**

**Internal Quality Assurance Cell  
(IQAC)**





# K. J. Somaiya College, Kopargaoon

## Parents feedback analysis

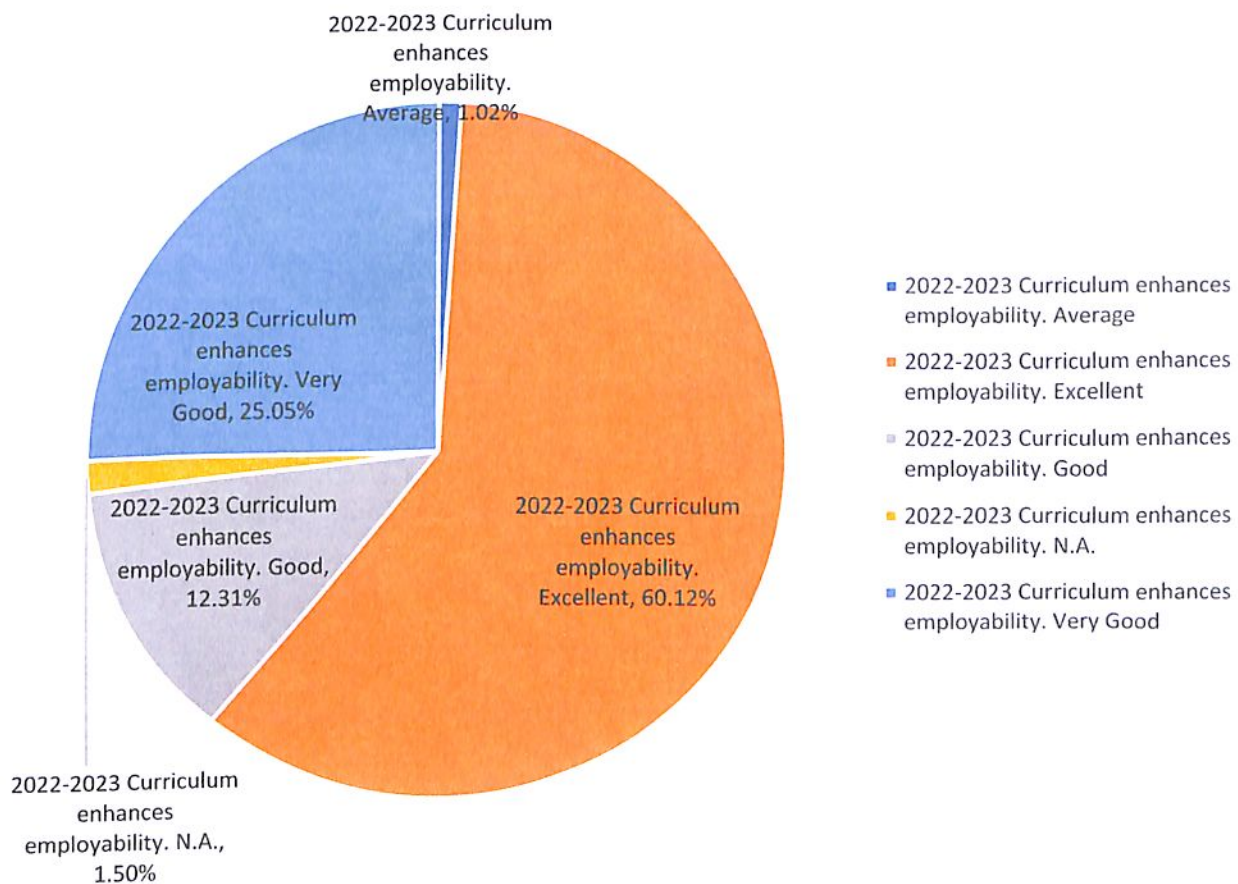
### 2022-23

Total number of parents participated: 1694

#### 1. Curriculum enhances employability

Average  
Good  
Very good  
Excellent  
NA

Total

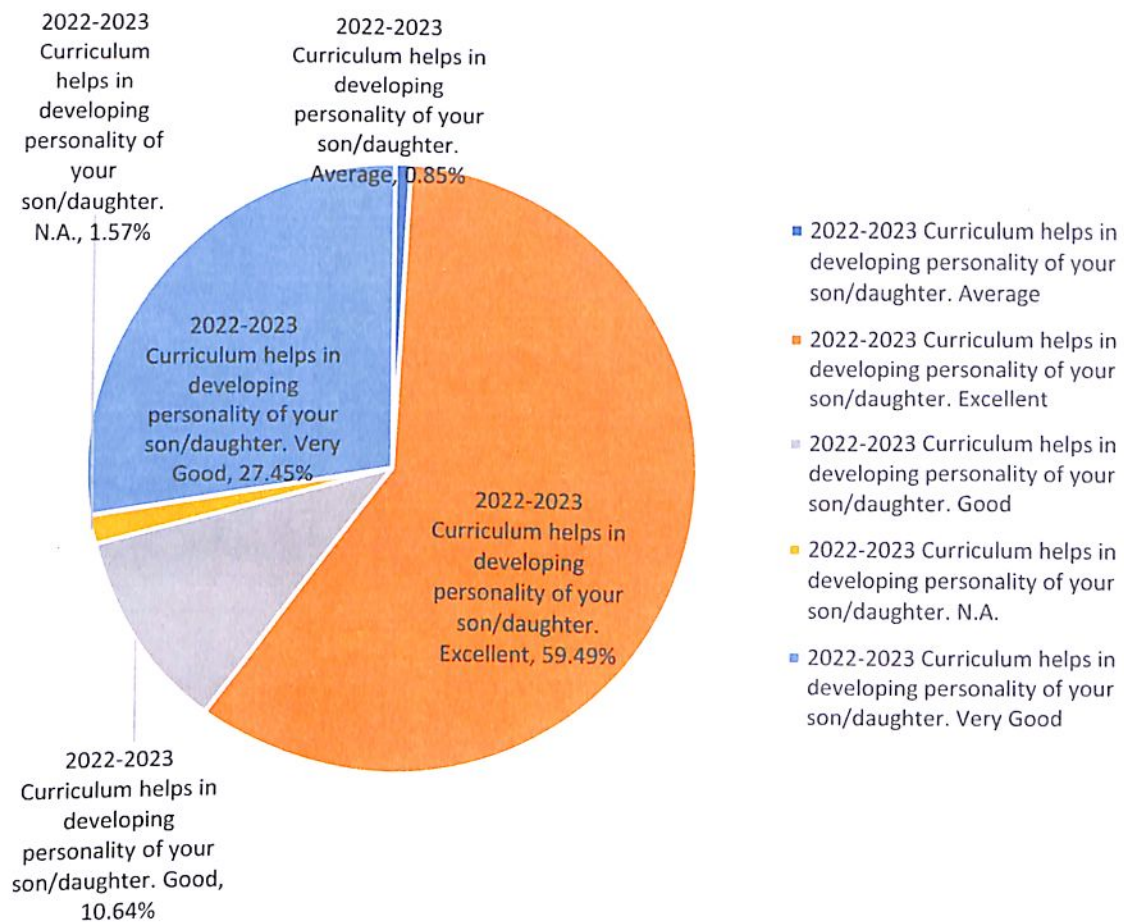




## 2. Curriculum helps in developing personality of your son/daughter

Average  
Good  
Very good  
Excellent  
NA

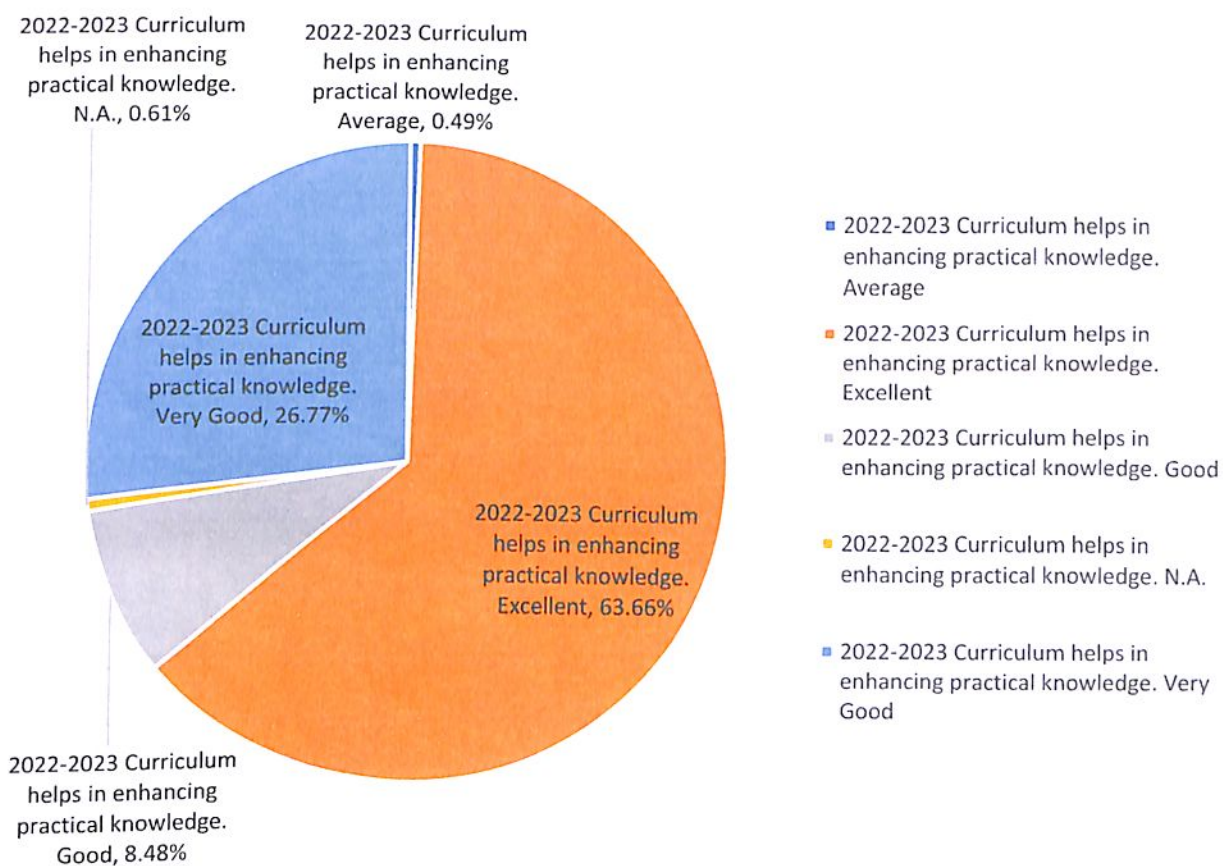
Total



### 3. Curriculum helps in enhancing practical knowledge

Average  
Good  
Very good  
Excellent  
NA

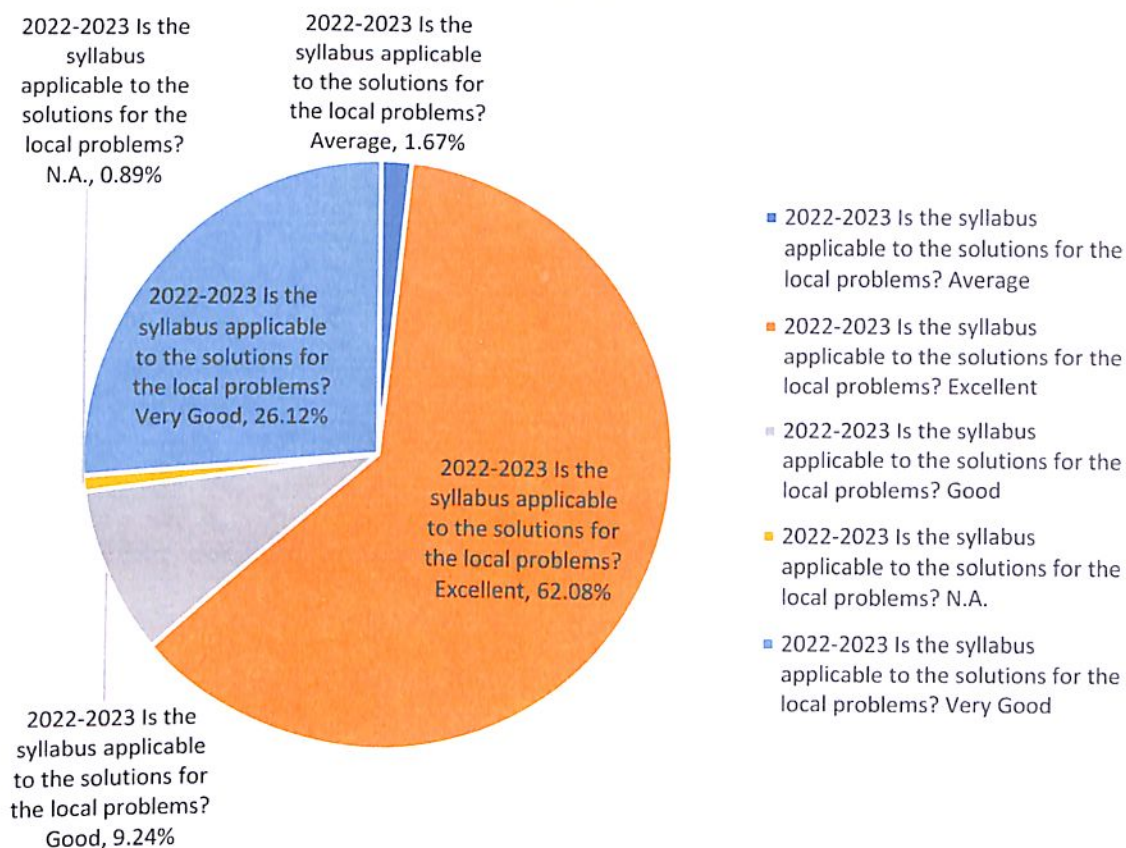
Total



#### 4. Is syllabus applicable to solution of local problems?

Average  
Good  
Very good  
Excellent  
NA

Total





## 5. Is syllabus of your son/daughter applicable to need of time?

Average

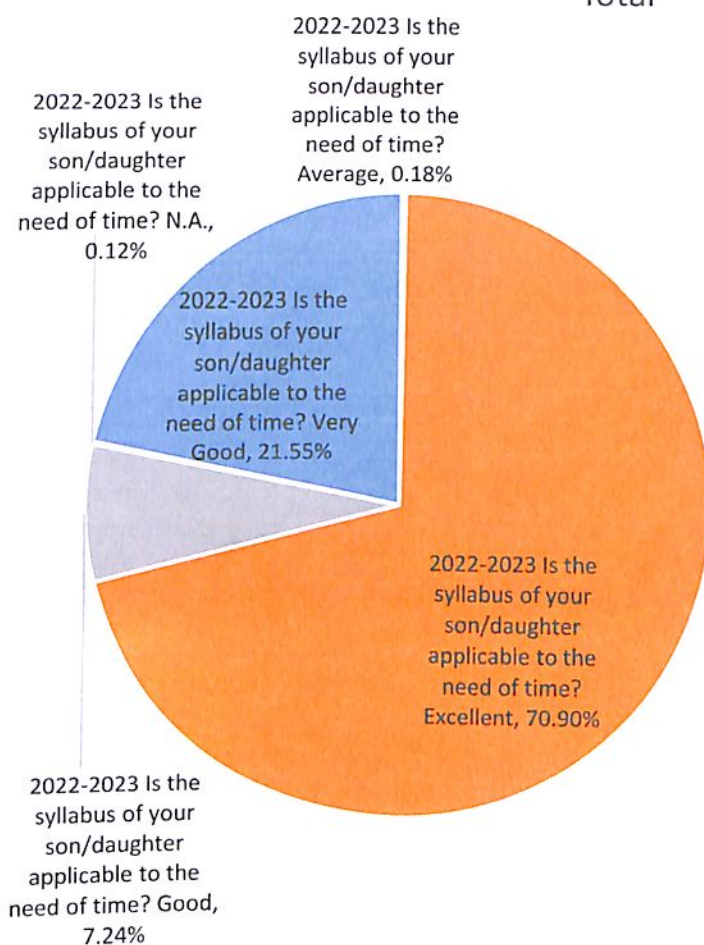
Good

Very good

Excellent

NA

Total



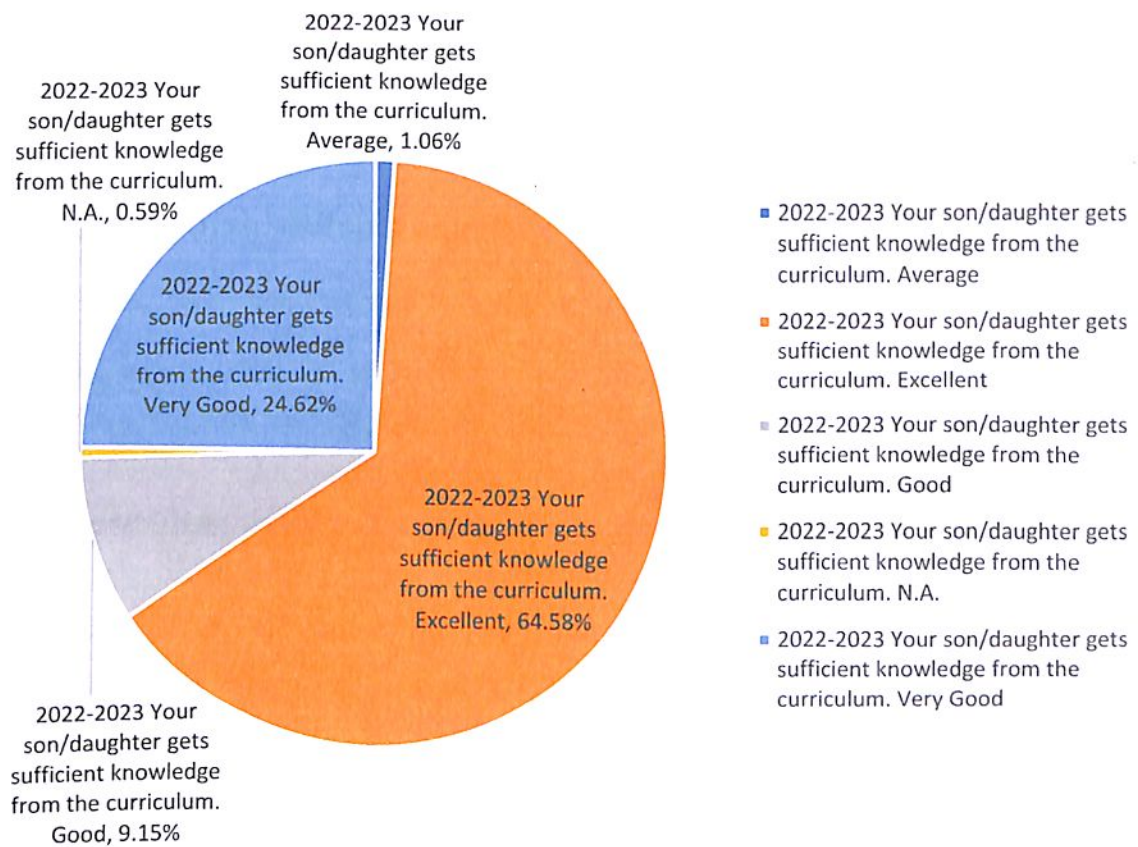
- 2022-2023 Is the syllabus of your son/daughter applicable to the need of time? Average
- 2022-2023 Is the syllabus of your son/daughter applicable to the need of time? Excellent
- 2022-2023 Is the syllabus of your son/daughter applicable to the need of time? Good
- 2022-2023 Is the syllabus of your son/daughter applicable to the need of time? N.A.
- 2022-2023 Is the syllabus of your son/daughter applicable to the need of time? Very Good



## 6. Your son/daughter gets sufficient knowledge from curriculum

Average  
Good  
Very good  
Excellent  
NA

Total





# **Parents Feedback Analysis**

## **Report**

### **❖ Curriculum enhances employability?**

- 1. Excellent:** 60.21% of the Parents found the Curriculum employability excellent.
- 2. Very Good:** 25.05% of the Parents found the Curriculum employability very good.
- 3. Good:** 12.31% of the Parents found the Curriculum employability good.
- 4. Average:** 1.02% of the Parents found Curriculum employability were average.

The data suggests that a significant majority of parents believe that the institution's curriculum is effective in enhancing their child's employability. The majority of parents expressed a highly positive perception, with a large portion rating the curriculum as "Excellent" or "Very Good." This reflects positively on the institution's commitment to providing education that equips students with skills and knowledge relevant to the job market.

### **❖ Curriculum helps in developing personality of your son/daughter?**

- 1. Excellent:** 59.49% of the Parents found the curriculums personality development activities to be excellent.
- 2. Very Good:** 27.45% of the Parents found the curriculums personality development activities to be very good.
- 3. Good:** 10.64% of the Parents found the curriculums personality development activities to be good.
- 4. Average:** 0.85% of the Parents found the curriculums personality development activities to be average.

The data suggests that a significant majority of parents believe that the institution's curriculum, along with its personality development activities, is





effective in enhancing their child's personality. The majority of parents expressed a highly positive perception, with a large portion rating the curriculum's impact as "Excellent" or "Very Good."

### ❖ Curriculum helps in enhancing practical knowledge?

**1. Excellent:** 63.66% of the Parents found the role of curriculum in enhancing practical knowledge to be excellent.

**2. Very Good:** 26.77% of the Parents found the role of curriculum in enhancing practical knowledge to be very good.

**3. Good:** 8.48% of the Parents found the role of curriculum in enhancing practical knowledge good.

**4. Average:** 0.49% of the Parents found the role of curriculum in enhancing practical knowledge to be average.

The data suggests that a significant majority of parents believe that the institution's curriculum is highly effective in enhancing their child's practical knowledge. The majority of parents expressed a highly positive perception, with a large portion rating the role of the curriculum as "Excellent" or "Very Good."

### ❖ Is syllabus applicable to solution of local problems?

**1. Excellent:** 62.08% of the Parents found the applicability of syllabus to solve local problems as excellent.

**2. Very Good:** 26.12% of the Parents found the applicability of syllabus to solve local problems as very good.

**3. Good:** 9.24% of the Parents found the applicability of syllabus to solve local problems as good.

**4. Average:** 1.67% of the Parents found applicability of syllabus to solve local problems as average.

The data suggests that a significant majority of parents believe that the institution's syllabus is highly applicable to solving local problems. The majority of parents expressed a highly positive perception, with a large portion rating the applicability of the syllabus as "Excellent" or "Very Good." This reflects

positively on the institution's commitment to providing education that is relevant and responsive to local challenges and needs.

❖ **Is syllabus of your son/daughter applicable to need of time?**

**1. Excellent:** 70.90% of the Parents found the applicability of syllabus to be excellent.

**2. Very Good:** 21.55% of the Parents found the applicability of syllabus to be very good.

**3. Good:** 7.24% of the Parents found the applicability of syllabus to be good.

**4. Average:** 0.18% of the Parents found the applicability of syllabus to be average.

The data suggests that a significant majority of parents believe that the institution's syllabus is highly applicable to the needs of the time. The majority of parents expressed a highly positive perception, with a large portion rating the applicability of the syllabus as "Excellent" or "Very Good."

❖ **Your son/daughter gets sufficient knowledge from curriculum?**

**1. Excellent:** 64.58% of the Parents found the syllabus to be excellent.

**2. Very Good:** 24.62% of the Parents found the syllabus to be very good.

**3. Good:** 9.15% of the Parents found the syllabus good.

**4. Average:** 1.06% of the Parents found the syllabus to be average.

The data suggests that a significant majority of parents believe that the institution's curriculum is highly effective in providing sufficient knowledge to their child. The majority of parents expressed a highly positive perception, with a large portion rating the curriculum as "Excellent" or "Very Good."






## Conclusion:

In light of the valuable insights shared by the parents, it is abundantly clear that parents play an indispensable role in nurturing the growth and advancement of our present students. Building upon this feedback, we have taken a proactive step to fortify our Parents' Association, driven by the core objective of enriching the overall student experience.


These initiatives, born from the collaboration between parents and the institution, are poised to forge stronger connections within our educational community. By harnessing the collective wisdom, support, and engagement of parents, we are confident that these efforts will significantly bolster the comprehensive development and achievements of our current students.

We extend our sincere appreciation to our parents for their invaluable contributions in shaping these plans, which hold the promise of enhancing our educational environment and fostering a brighter future for our students. Together, we are committed to nurturing a stronger, more prosperous educational journey for all.

  
**Dr. V. C. Thange**  
I.Q.A.C. Coordinator

**Co ordinator**  
IQAC, K. J. Somaiya College  
Kopargaon, Dist. A.Nagar



  
**Dr. B. S. Yadav**  
Principal

**Principal**  
K. J. Somaiya College of Arts  
Commerce & Science, Kopargaon



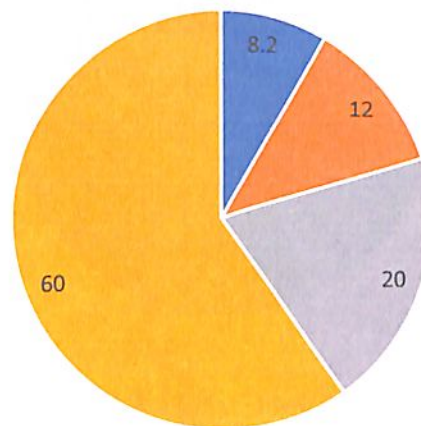
## Report on Feedback by the employer for the Year 2022-2023

Number of responses: 68

### 1. Able to contribute to the progress of the institute:

- ☐ Average
- ☐ Good
- ☐ Better
- ☐ Best

Able to contribute to the progress of the institute



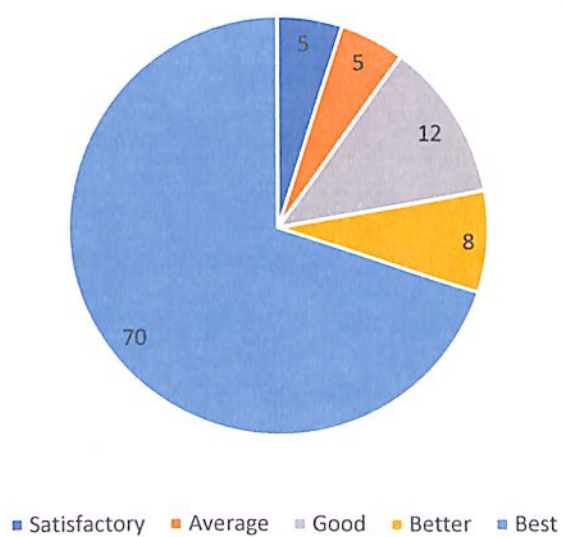
■ Average ■ Good ■ Better ■ Best



## 2. Institutional and organization skills:

- ☐ Satisfactory
- ☐ Average
- ☐ Good
- ☐ Better
- ☐ Best

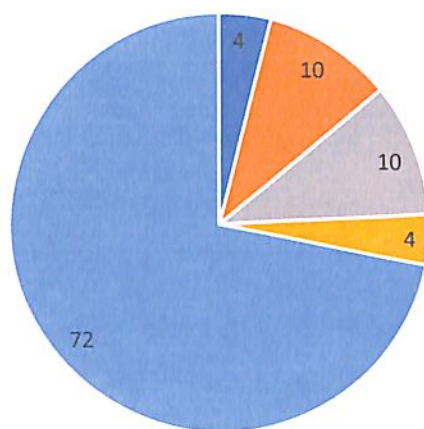
Institutional and organization skills:



### 3. Soft Skills:

- ☐ Satisfactory
- ☐ Average
- ☐ Good
- ☐ Better
- ☐ Best

Soft Skills



■ Satisfactory ■ Average ■ Good ■ Better ■ Best

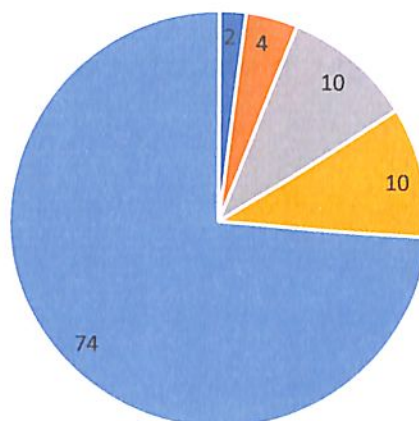




#### 4. Obedience with colleagues and seniors:

- ☐ Satisfactory
- ☐ Average
- ☐ Good
- ☐ Better
- ☐ Best

Obedience with colleagues and seniors



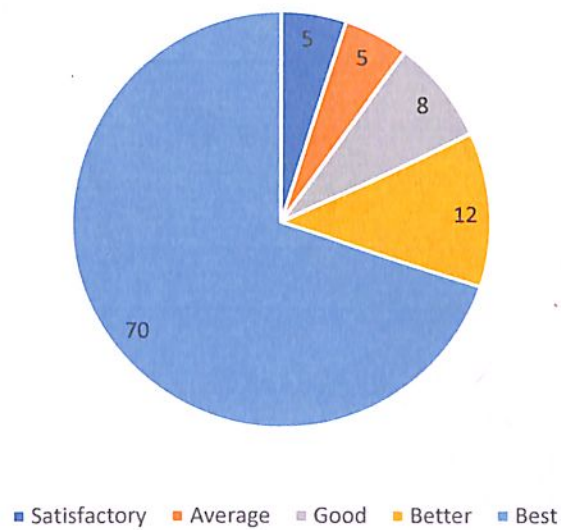
■ Satisfactoryr ■ Average ■ Good ■ Better ■ Best



## 5. Leadership, Team spirit and Initiative:

- ☐ Satisfactory
- ☐ Average
- ☐ Good
- ☐ Better
- ☐ Best

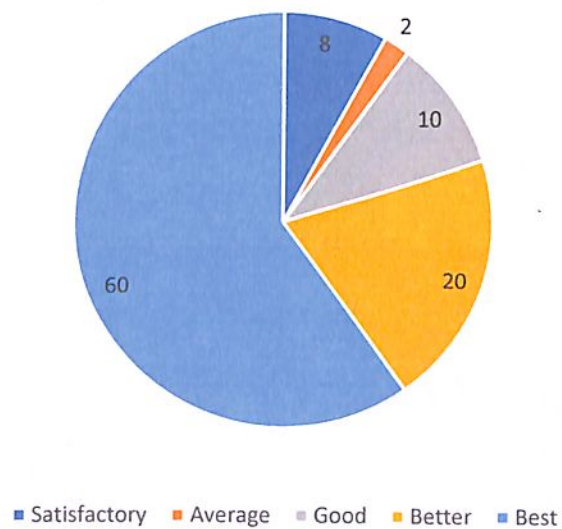
Leadership, Team spirit and Initiative



## 6. Relationship with peers / subordinates:

- ☐ Satisfactory
- ☐ Average
- ☐ Good
- ☐ Better
- ☐ Best

Relationship with peers / subordinates

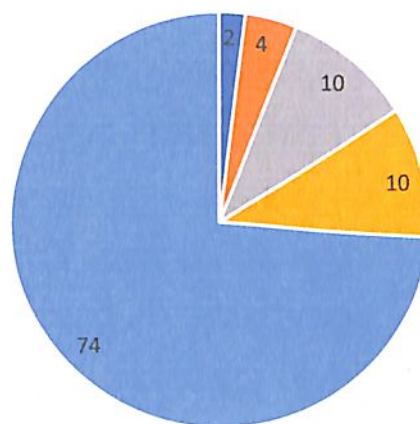




### 7. Able to learn new teaching methods, adopt new ideas etc.:

- ☐ Satisfactory
- ☐ Average
- ☐ Good
- ☐ Better
- ☐ Best

Able to learn new teaching methods, adopt new ideas etc



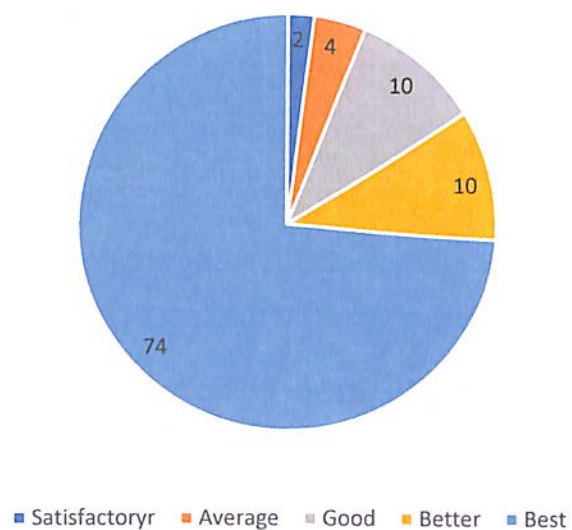
■ Satisfactoryr ■ Average ■ Good ■ Better ■ Best



## 8. Skills to use educational resources:

- ☐ Satisfactory
- ☐ Average
- ☐ Good
- ☐ Better
- ☐ Best

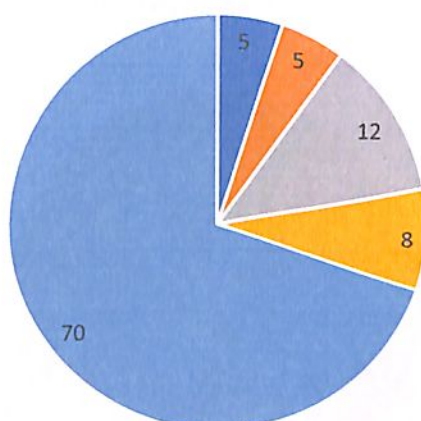
Skills to use educational resources



### 9. Able to solve official problems:

- ☐ Satisfactory
- ☐ Average
- ☐ Good
- ☐ Better
- ☐ Best

Able to solve official problems:



■ Satisfactory ■ Average ■ Good ■ Better ■ Best

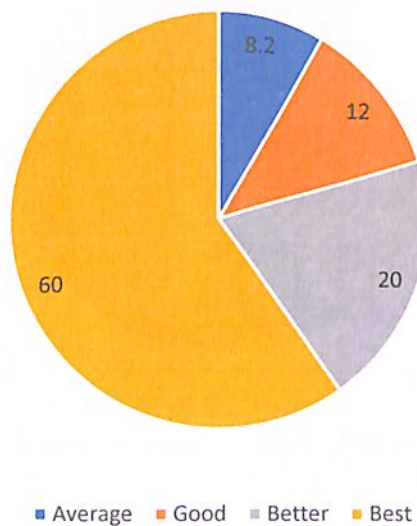




## 10. Innovativeness, creativity:

- ☐ Satisfactory
- ☐ Average
- ☐ Good
- ☐ Better
- ☐ Best

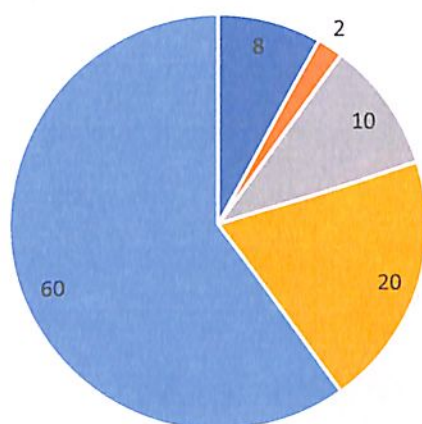
Innovativeness, creativity



## 11. Participation in social activities:

- ☐ Satisfactory
- ☐ Average
- ☐ Good
- ☐ Better
- ☐ Best

Relationship with peers / subordinates



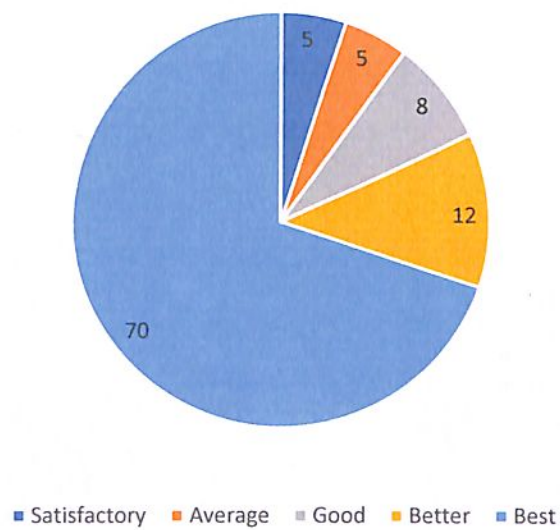
■ Satisfactory ■ Average ■ Good ■ Better ■ Best



## 12. Simplicity and sense of belonging:

- ☐ Satisfactory
- ☐ Average
- ☐ Good
- ☐ Better
- ☐ Best

Leadership, Team spirit and Initiative

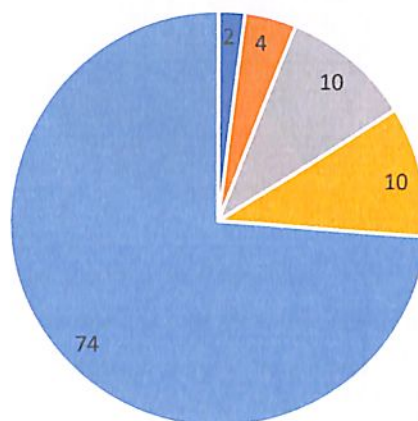




### 13. Respect for values in life:

- ☐ Satisfactory
- ☐ Average
- ☐ Good
- ☐ Better
- ☐ Best

Obedience with colleagues and seniors



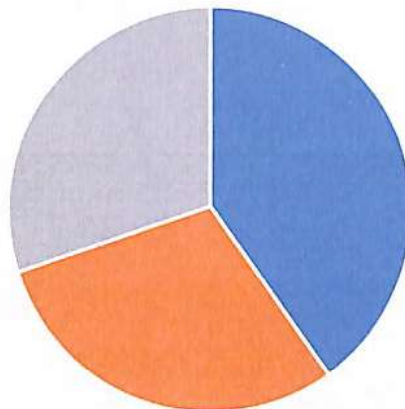
■ Satisfactoryr ■ Average ■ Good ■ Better ■ Best




### Suggestions if any:

- ☐ Students should be more technosavy.
- ☐ Should be willing to accept transfers at any places.
- ☐ Student should adapt the corporate culture

Suggestions if any



- Students should be more technosavy.
- Should be willing to accept transfers at any places.
- Student should adapt the corporate culture



**Dr. V. C. Thange**

I.Q.A.C. Coordinator

Co ordinator  
IQAC, K. J. Somaiya College  
Kopargaon, Dist. A.Nagar



**Dr. B. S. Yadav**

Principal

**Principal**  
K. J. Somaiya College of Arts  
Commerce & Science, Kopargaon