

1. Kindly provide the details of the institution

Name of Institution:	Kopargaon Taluka Education Sc
Year of Establishment of the Institution:	1964
Address Line 1:	Mohanirajagar, Kopargaon.
Address Line 2:	
City/Town:	Kopargaon, Dist
State:	Maharashtra
Postal Code:	423601
Email Address:	kjcollege@rediffmail.com

2. NAAC Accreditation/ Reaccreditation Details

Year of Accreditation/ Reaccreditation:	2011
Current Grade:	A
CGPA:	3.11

3. Institutional Status:

Aided

4. Contact Person Details

Contact Person Details Name of Head of Institution:	Principal, Dr. Subhash Pngle
Contact Phone:	02424-222254, 09822060461
Email:	sdpingle@gmail.com; sdpingle@
Website URL:	www.kjcollege.com
Name of IQAC Co-ordinator	Dr. B.B.Bhosale
Email:	bbbhosale68@c

SECTION I:

This section is related to institutional goals, vision and mission, academic programmes and activities, strategies and action plans for institution building.

5. Number of academic programmes existing (Enter a number; 0 for nil)

Undergraduate (BA/B.Sc./B.Com etc.)	06- BA, BCom, BSc, BCA, BSc-Com, BSc-Micro
Post Graduate (MA/M.Sc./M.Com etc.)	08-Eng, Hin, Pol, His, Eco, MSc-Phy, Chem, MCA, MC
Research Programmes (M. Phil/Ph. D)	01- Physics
Certificate Programmes	08
Professional Programmes (B.Tech/M.Tech/B.Ed/M.Ed/Medicine/Pharmacy/Paramedical/ Nursing etc)	0
Other value added programmes	04 -NSS, NCC, Earn & Learn, Bahishal

Any other programme offered (Specify)

01 -Soft- Skill Development

6. Details on Programme Development (Enter a number; 0 for nil)

New programmes added during the year

0

New programmes designed

03 -Spoken English, Soft skill Dev.& e-commerce

Programmes under revision

0

Interdepartmental collaborative programmes

0

Inter institutional collaborative programmes

01- Arya Academy

Number of review committee recommendations implemented (Total)

09

Number of NAAC peer team recommendations implemented

09

Number of UGC/any other expert committee recommendations implemented

0

Number of review committee recommendation under implementation

05

Number of NAAC peer team recommendations under implementation

05

Number of UGC/ any other expert committee recommendations under implementation

0

7. Faculty Details (Enter a number; 0 for nil)

Total faculty strength required as per norms for all programmes

39 + 15 = 54 (Grnt-39+NG-15)

Total faculty on rolls

36 + 15 = 51

Faculty added during the year

03 - Dr. Talw are, Pote, Lib-Shinde

Faculty positions vacant

03

Faculty left during the year

01 - Lib. Satpute

Total number of visiting faculty

03 =Pol-02,Eco-1

Total number of guest faculty

24 =History-5, Chem-10, Comm-5,Pol-1,Eng-2, BScC

8. Qualification of Faculty

Qualification of Faculty Ph.D. and Above

14

M. Phil

03 - Kate, Aw ari, Nagare

Masters

7 + 14 = 21

Any other (Specify)

13 - NET/ SET Qualified

9. Faculty qualification improvement

Ph. D. awarded to existing faculty

0

M. Phil. awarded to existing faculty

0

Any other degree awarded to existing faculty

0

10. Administrative Staff Details (Enter a number; 0 for nil)

Administrative staff (total sanctioned)	35
Administrative staff (Actual strength)	27
Added during the year of reporting	0
Left during the year	0
Number of posts vacant	08

11. Technical Support Staff Details (Enter a number; 0 for nil)

Technical Support Staff (Total sanctioned strength)	0
Technical Support Staff (Actual strength)	0
Added during the year	0
Left during the year	0
Number of posts vacant	0

SECTION II:

This section surveys the quality sustenance and development activities during the year taken up by IQAC. It reflects quality management structure, strategies, and processes which would enhance academic quality of the institution as perceived by faculty, students, alumni, and other stakeholders (social perception of the institution) inline with the vision, mission and goals of the institution.

12. Establishment details

	DD	/	MM	/	YYYY
Year of establishment of IQAC	30	/	12	/	2004
Establishment details	Month		Year		
Year of establishment of IQAC	Day				

13. Composition of IQAC (Enter a number; 0 for nil)

Number of IQAC members	17
Number of Alumni in IQAC	02- Ghemud and *
Number of Students in IQAC	01 - UR
Number of Faculty in IQAC	05 -Pagare, Thange, Giramkar, Dhokle, Lib. Shinde
Number of Administrative Staff in IQAC	02 - A.C.Naikw ade, R. M. magari
Number of Technical Staff in IQAC	01 - S.A.Pachore
Number of Management Representatives	02- Anna & Dada
Number of External experts in IQAC	02 - Dr.Achari & Khemnar
Number of any other stakeholder and community representatives	02- Naidu & *Parent-

14. IQAC Meetings

IQAC Meetings Number of IQAC meetings held during the year	04
--	----

15. Whether Calendar of activities of IQAC formulated for the academic year: Yes**16. IQAC Plans for Development** (Enter a number; 0 for nil)

Number of academic programmes proposed	02 - M.Sc. Phy & M.C.A.
--	-------------------------

Number of value added programmes proposed	01- Film Club
Number of skill oriented programmes proposed	01- Cyber Security
Number of faculty competency and development programmes proposed	01 - Eyrish: Smart Board Technolgy
Number of other staff development programmes proposed	01 - Computer Training for Staff
Number of student mentoring programmes proposed	02 - Soken English & Competitive Coaching
Number of co-curricular activities proposed	07 - Conference5; Chemiad-1
Number of inter departmental cooperative schemes proposed	02 - Phy-Geog. & Comme-Economics
Number of community extension programmes proposed	03- Sr.Citizen-Blind, Polio, AIDS Awareness
Any other programmes proposed (Specify)	03- Comm festi, Debet, Essay Comp,

17. IQAC Plans for development & Implementation (Enter a number; 0 for nil)

Number of academic programmes implemented	0
Number of value added programmes implemented	03 - Film Club, Shramsankar, Earn & Learn
Number of skill oriented programmes implemented	02- Spoken English, Spl.Guidance
Number of faculty competency and development programmes implemented	01- Staff Acedamy & Eyrish: Smart Board Tech.
Number of other staff development programmes implemented	02- e-Journals & e-Books
Number of student mentoring programmes implemented	02 -CHEMIAD , Student Councelling Cell
Number of co-curricular activities implemented	03- NCC, NSS & Earn and Learn
Number of inter departmental cooperative programs implemented	0
Number of community extension programmes implemented	04-w eather data, Sr.Citizn, Bahishal, Shetkari Samm
Any other programmes suggested that are implemented (Specify)	0

18. IQAC Seminars and Conferences (Enter a number; 0 for nil)

Number of seminars/ conferences/ workshops organized by the institution	05- Phy, Zoo, Com, Pbli., History.
Number of participants from the institution	437- Faculty + Staff + Students
Number of participants from outside	302
Number of external experts invited	43
Number of external conferences/seminars/ workshops on institutional quality attended	96- Faculty+Non-teching
Number of events conducted with IQACs of other institutio collaborative programmes	0

19. Did IQAC receive any funding from UGC during the year?

- Did IQAC receive any funding from UGC during the year? Yes
- No

20. If the response to Qn. 19 is Yes, please provide the amount received from UGC - (Input 0 - if NA/NIL-) Any other source including internal financial support from the management (Specify amount)

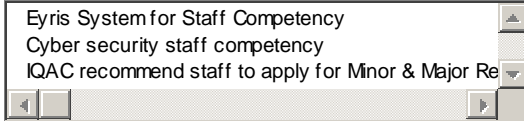
Amount Received from UGC

0

Amount Received from any other source including the college management

1,00,000/-

21. Any significant contribution made by IQAC on quality enhancement during current year
(Please provide details in bullet format)



- Installation of Iris System (White Interaction Board) for Staff Competency
- Started Cyber security Course for staff and student competency
- IQAC recommend staff to apply for Minor & Major Research Project
- IQAC recommend staff to Registered for Ph. D.
- IQAC recommend staff to apply for Organize & Participation to Seminars & Conferences
- IQAC recommend staff to apply for DST-FIST for Research Proposals.
- IQAC recommend to Naikwade A.C. Administrative staff for apply to Best Nonteaching Staff in the University of Pune.
- IQAC take initiative for Infrastructure

SECTION III:

In this section the events, activities, and outputs in the field of research and academic areas are being surveyed.

22. Academic Programmes

Number of new academic programmes developed or designed by faculty

01 - Phonatics

Number of faculty members involved in curriculum restructuring/revision/syllabus development

02- Dr.Bhosale & Dr. Abhang

Number of programmes in which evaluation process reformation taken up and implemented

01 - FY CAP

Number of active teaching days during the current academic year

240

Average percentage of attendance of students

80

Percentage of classes engaged by guest faculty and temporary teachers

95

Number of self financed programmes offered

12- NG & Certificate Courses

Number of aided programmes offered

04 - BA/BCom/BSc/Trevell & Tourism

Number of programmes discontinued during the year

0

23. Whether any systematic student feedback mechanism is in place?

YES

24. Feedback Details (If answer to Question 23 is Yes)

Percentage of courses where student feedback is taken

00

25. Is feedback for improvement provided to the faculty?

YES

Is feedback for improvement provided to the faculty?

26. Faculty Research, Projects, and Publication details for the year

Number of major research projects undertaken during the year	0
Number of minor research projects undertaken during the year	01- Zoology
Number of major ongoing projects	02- Bot, Marathi
Number of minor ongoing projects	03
Number of major projects completed	0
Number of minor projects completed	01 - English
Number of major project proposals submitted for external funding	02
Number of minor project proposals submitted for external funding	04
Number of research publications in peer reviewed journals	28
Number of research publications in international peer reviewed journals	10
Number of research publications in national peer reviewed journals	17
Number of research papers accepted for publication in international peer reviewed journals	01- Phy
Number of research papers accepted for publication in national peer reviewed journals	1- Marathi
Average of impact factor of publications reported	1.2
Number of books published	01
Number of edited books published	04
Number of books (single authored) published	0
Number of books (coauthored) published	0
Numbers of conferences attended by faculty	96
Number of international conferences attended	23
Number of national conferences attended	73
Number of papers presented in national conferences	32
Number of papers presented in international conferences	17
Number of papers presented in national conferences	30
Number of conferences organized by the institution	06
Number of faculty acted as experts resource persons	19
Number of faculty acted as experts resource persons - international	01
Number of faculty acted as experts resource persons- national	02
Number of collaborations with international institutions	0
Number of collaborations with national institutions	0
Number of linkages created during the year	0

Total budget for research for current year as a percentage of total institution budget	0
Amount of external research funding received in the year	3,02,136/- (Prin.Inv-103186;Major-44000; Minor-1550)
Number of patents received in the year	0
Number of patents applied for in the year	0
Number of research awards/ recognitions received by faculty and research fellows of the institute in the year	04 - Bhosale, Abhang, More, Deshmukh
Number of Ph.D.'s awarded during the year	01
Percentage of faculty members invited as external experts/resource persons/reviewers/referees or any other significant research activities	52.77%

SECTION IV:

This section deals with Student Mentoring and Support System existing in the institution. This includes student activities, mentoring, and opportunities for development and inclusive practices.

27. Student Details and Support Mechanisms

The total intake of students for various courses (Sanctioned)	2676
Actual enrollment during the year	1595 + (45 Admission Cancelled)
Student dropout percentage during the year	2.63%
Success percentage in the final examination across the courses	63.17%
Number of academic distinctions in the final examination and percentage	11.2%
Number of students who got admitted to institutions of national importance	0
Number of students admitted to institutions abroad	0
Number of students qualified in UGC NET/ SET	05 = Chem-1;Geog-1;Poli-1;Hindi-2
Number of students qualified GATE/ CAT/ other examination (Specify)	0

28. Does student support mechanism exist for coaching for competitive examinations?

Yes

29. Student participation, if response is yes to Qn.28

Number of students participated	246 = Copetitive-150 +CHEMIAD 96
---------------------------------	----------------------------------

30. Does student counseling and guidance service exist?

Yes

31. Student participation, if answer to Qn. 29 is yes

Number of students participated	10
---------------------------------	----

32. Career Guidance

Number of career guidance programmes organized	04
--	----

Percentage of students participated in career guidance programmes	75%
---	-----

33. Is there provision for campus placement?

Yes

34. If yes to Qn. 32

Number of students participated in campus selection programmes	45
Number of students selected for placement during the year	14
35. Does gender sensitization program exist?	
Yes	
36. If Answer is Yes to Qn 35	
Number of programmes organized	05 : Bahishal, Bebi Nagre, BhrunHattya, Doverly, Goc
37. Student activities	
Number of students participated in external cultural events	01- Arati Kharat
Number of prizes won by students in external cultural events	01
Number of cultural events conducted by the institute for the students	03
Number of students participated in international sports and games events	0
Number of students participated in national level sports and games events	01
Number of students participated in state level sports and games events	0
Number of students participated in university level sports and games events	01
Number of prizes won by students in international sports and games events	0
Number of prizes won by students in national level sports and games events	0
Number of prizes won by students in state level sports and games events	0
Number of prizes won by students in university level sports and games events	01
Number of sports and games events conducted by the institute for the students	01
38. Composition of students	
Composition of students Percentage of Scheduled Caste	13.04%
Percentage of Scheduled Tribe	3.20%
Percentage of other backward communities	19.31%
Percentage of women students	38.37%
Percentage of physically challenged	0.19%
Percentage of rural students	100%
Percentage of urban students	0
39. Scholarships and Financial Support	
Number of students availing financial support from the institution	980
Amount disbursed as financial support from the institution	45,18,842/-
Number of students awarded scholarship from the institution	33

Number of students received notable national/international achievements/recognition

0

40. Student initiatives

Number of community up-liftment programmes initiated by students

02 - Physics

Number of literary programmes initiated by students

10- Ghari:Bansode

Number of social action initiatives based on science / environment initiated by students

02 Phy-Soil & Water

Number of student research initiatives

12-Physics Project

SECTION V:

This section surveys the Governance and Innovation at the institution related to quality management. The educational management strategies adopted and in practice for achieving the objectives are focused.

41. Whether perspective plan for overall developmental activities is created?

Whether perspective plan for overall developmental activities is created? Yes

No

42. If the answer for Qn. 40 is Yes, is the plan implemented and monitored?

If the answer for Qn. 40 is Yes, is the plan implemented and monitored? Yes

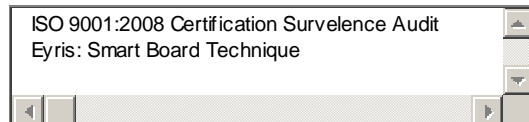
No

43. Whether benchmarking is created for institutional quality management efforts?

Whether benchmarking is created for institutional quality management efforts? Yes

No

44. If the answer to Question 43 is Yes, please list the benchmarking in various areas of development in bullet format



ISO 9001:2008 Certification Surveillance Audit
Eyris: Smart Board Technique

- Institution take initiative for ISO 9001:2008 Certification Surveillance Audit during every year.
- Institution take initiative for ICT base learning like Iris: Smart Board Technique

45. Is a Management Information System (MIS) in place?

Is a Management Information System (MIS) in place? Yes

No

46. If answer to question 44 is Yes, please provide details of MIS applied to

1. Administrative procedures including finance
2. Student admission
3. Student records
4. Evaluation and examination procedures
5. Research administration

6. Others (enters the respective details corresponding to the serial

- i. Our institute was the first which installed Vridhhi S
- ii. Students admission is done successfully by this s
- iii. Students record is mentained by computerised sy

numbers)

- i. Our institute was the first which installed Vridhhi Software(MIS) for administrative procedures including Finance. Later on, the Pune University made it obligatory to all affiliated colleges in Pune University.
- ii. Students admission is done successfully by this software & in next year we will try for online admissions for some PG courses.
- iii. Students record is maintained by computerized system with backup.
- iv. Examination & Evaluation procedure is also implemented by using this software through which the internal marks is send to university online. Also results of all college examinations are prepared by the related software.
- v. The research administration is also possible by Vridhhi Software & online submission of research proposals is possible with the same software.

47. Existence of learning resource management

	Yes	No
e-database in library	<input type="checkbox"/> *Existence of learning resource management e-database in library Yes	<input type="checkbox"/> e-database in library No
ICT and smart-class room	<input type="checkbox"/> ICT and smart-class room Yes	<input type="checkbox"/> ICT and smart-class room No
e-learning sources (e-Books, e-Journals)	<input type="checkbox"/> e-learning sources (e-Books, e-Journals) Yes	<input type="checkbox"/> e-learning sources (e-Books, e-Journals) No
Production of teaching modules	<input type="checkbox"/> Production of teaching modules Yes	<input type="checkbox"/> Production of teaching modules No
Interactive learning facilities	<input type="checkbox"/> Interactive learning facilities Yes	<input type="checkbox"/> Interactive learning facilities No

48. Internal resource mobilization: Kindly provide the amount contributed

Internal resource mobilization : Kindly provide the amount contributed Research	0
Consultancy and training	0
Student contribution	3,99,829/- (SAF=Sr.-254398+PG-145431)
Alumni contribution	7,94,995/-
Wellwishers	36,00,000/-

49. Infrastructure and welfare spending: Please specify the amount

Amount spent for infrastructure development	80,00,000/- (New Building)
Amount spent for student welfare	76,980/-(SWO-76,240/- + SAF-740/-)
Amount spent for staff welfare	5477/- (Ravi Daw ange)

50. Is delegation of authority practiced?

Is delegation of authority practiced Yes

No

51. Does grievance redressal cell exist?

	Yes	No
Faculty	<input type="checkbox"/> Faculty Yes	<input type="checkbox"/> Faculty No
Students	<input type="checkbox"/> Students Yes	<input type="checkbox"/> Students No

	Yes	No
Staff	<input type="checkbox"/> Staff Yes	<input type="checkbox"/> Staff No
52. Grievances received from faculty and resolved (Enter a number; 0 for nil)		
Number of grievances received	03 - Botany, Zoology, Maths Dept.to start at Spl for U	
Number of grievances resolved	03 -Institution ask them to wait for 1 year	
53. Number of grievances received from students and resolved (Enter a number; 0 for nil)		
Number of grievances received	01 Security Demand Cycle stand	
Number of grievances resolved	01	
54. Number of grievances received from other staff members and resolved (Enter a number; 0 for nil)		
Number of grievances received	01-Security for night	
Number of grievances resolved	01	

55. Has the institution conducted any SWOT analysis during the year

Has the institution conducted any SWOT analysis during the year **Yes**

No

56. The SWOT analysis was done by internal or by external agency

The SWOT analysis was done by internal or by external agency **Internal**

External

57. Kindly provide three identified strengths from SWOT Analysis (in bullet format)

i. Efficient Management.
 ii. Qualified, dedicated and hard working faculty members.
 iii. Systemised & Computerised Admission Procedure

- i. Efficient Management.
- ii. Qualified, dedicated and hard working faculty members.
- iii. Systemized & Computerized Admission Procedure

58. Kindly provide three identified weaknesses from the SWOT analysis (in bullet format)

i. Limited financial sources.
 ii. Limited infra structure - Class rooms & Labs.
 iii. Lack of bigger playground.

- i. Limited financial sources.
- ii. Limited infra structure - Class rooms & Labs.
- iii. The majority of students are from rural farmer family, some of them labours and workers also. Many students support themselves by working part of the day. As result the cannot pay very high fees and naturally the recourses of institution remains very limited also brilliant students from middle class family rush to cities for higher education.

59. Kindly provide two opportunities identified from the SWOT analysis (in bullet format)

i. New professional courses for UG & PG can be started.
 ii. If infrastructure is developed Research Centre can be started.

- i. New professional courses for UG & PG can be started.
- ii. If infrastructure is developed Research Centre can be started.

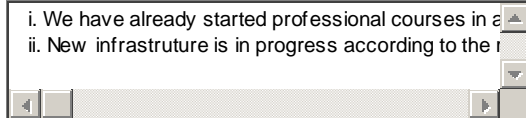
60. Kindly provide two identified challenges/threats from SWOT analysis (in bullet format)

i. Changing Govt. policies on higher on vacant position.
 ii. Lack of logistic from nereby villages to the college.

- i. Changing Govt. policies on higher on vacant position.

ii. Lack of logistic from nearby villages to the college.

61. Identify any significant progress made by the institution towards acheiving the goals and objectives during the year (list below in bullet format)

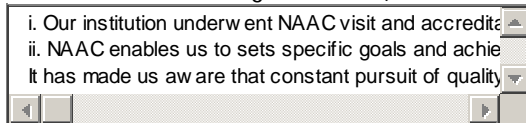


i. We have already started professional courses in a
ii. New infrastruture is in progress according to the r

i. We have already started professional courses in addition to traditional Arts, Comm. and Science courses.

ii. New infrastructure is in progress according to the requirements of various courses.

62. How do you perceive the role of NAAC in the quality development of your institution (Suggestions in bullet format to be given below)



i. Our institution underw ent NAAC visit and accredita
ii. NAAC enables us to sets specific goals and achie
It has made us aw are that constant pursuit of quality

i. Our institution underwent NAAC visit and accreditation two times achieving B and A grade respectively.

ii. NAAC enables us to sets specific goals and achieves them during the limited period.

It has made us aware that constant pursuit of quality is in the interest of our institution.

Faculty has started working on projects, attending seminars, conferences and publications.

Also other research work has been done which is helpful to society.

CONCLUDING REMARKS

This exercise is intended to make a self analysis of the quality development of the institution during the year. The perspective plan and implementation for every year is to be documented and analysed to get a cumulative index for the period of accreditation and reaccreditation. Any substantial changes / initiative in this direction is to be separately listed. The best practices in various areas can be listed as a separate annexure. The data will be used to create a quality profile based on the total score index arrived at and this would help to map the institutions' strengths and areas of improvement.

NAAC will provide feedback and a quality profile based on analysis of your inputs if you desire so.

Thank you for your participation.